



## **eAuthentication for VS Applications**

Thank you for your interest in leveraging Veterinary Services (VS) data products, i.e., *Data Integration Services (DIS)*, *Tableau*, etc.

USDA eAuthentication(eAuth) is the system used by USDA agencies to enable individual customers and employees to obtain accounts that will allow them to access USDA Web applications and services via the Internet.

A single eAuth account saves time and reduces the number of passwords for users by providing effortless access to multiple online resources, programs and benefits to view or conduct official business via the Internet with USDA. This includes submitting forms electronically, completing surveys online, and checking the status of USDA accounts.

There are two levels of E-Authentication (E-Auth) accounts used: Level 1 E-Auth and Level 2 E-Auth.

Obtaining a Level 2 E-Auth account is described in the following pages and takes approximately 15 minutes total.

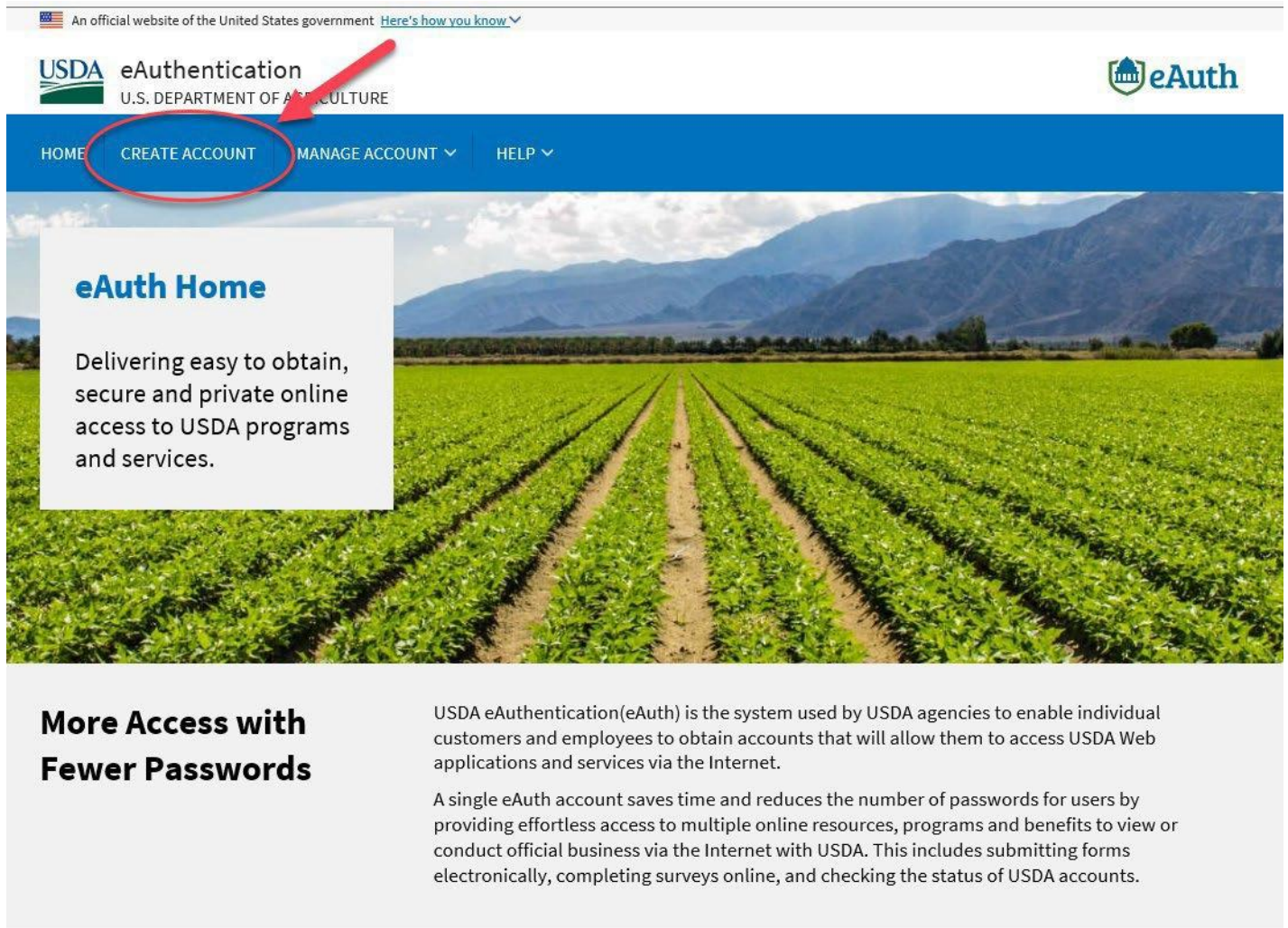
### Table of Contents

|   |   |
|---|---|
| Creating a Level 1 e-Authentication Account.....    | 2 |
| Upgrading to a Level 2 eAuthentication account..... | 6 |

## Creating a Level 1 e-Authentication Account

Go to <http://www.eauth.usda.gov/> and apply for an eAuth account. The USDA e-Authentication website will guide you through the steps needed to create your account.

From the first screen, click on *Create Account*:



An official website of the United States government [Here's how you know](#) ▼

**USDA eAuthentication**  
U.S. DEPARTMENT OF AGRICULTURE

**eAuth**

HOME **CREATE ACCOUNT** MANAGE ACCOUNT ▼ HELP ▼

### eAuth Home

Delivering easy to obtain, secure and private online access to USDA programs and services.

### More Access with Fewer Passwords

USDA eAuthentication(eAuth) is the system used by USDA agencies to enable individual customers and employees to obtain accounts that will allow them to access USDA Web applications and services via the Internet.

A single eAuth account saves time and reduces the number of passwords for users by providing effortless access to multiple online resources, programs and benefits to view or conduct official business via the Internet with USDA. This includes submitting forms electronically, completing surveys online, and checking the status of USDA accounts.

Select 'Customer' and click Continue.

## Account Registration ?

What type of user are you?

Customer

USDA Employee / Contractor

Other Federal Employee / Contractor

**Continue**

Type your email address and click Submit.

## Customer Account Registration ?

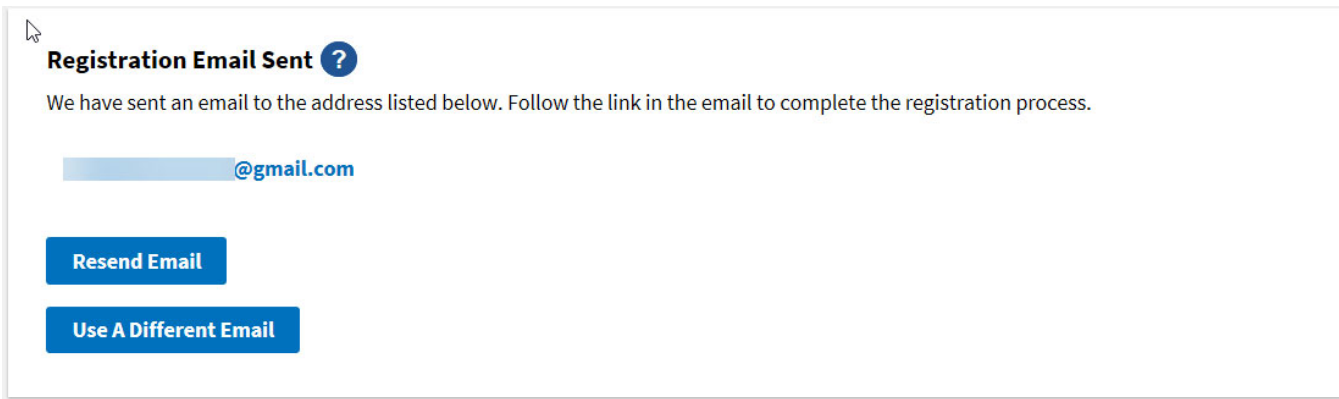
Please enter your email address

Email Address

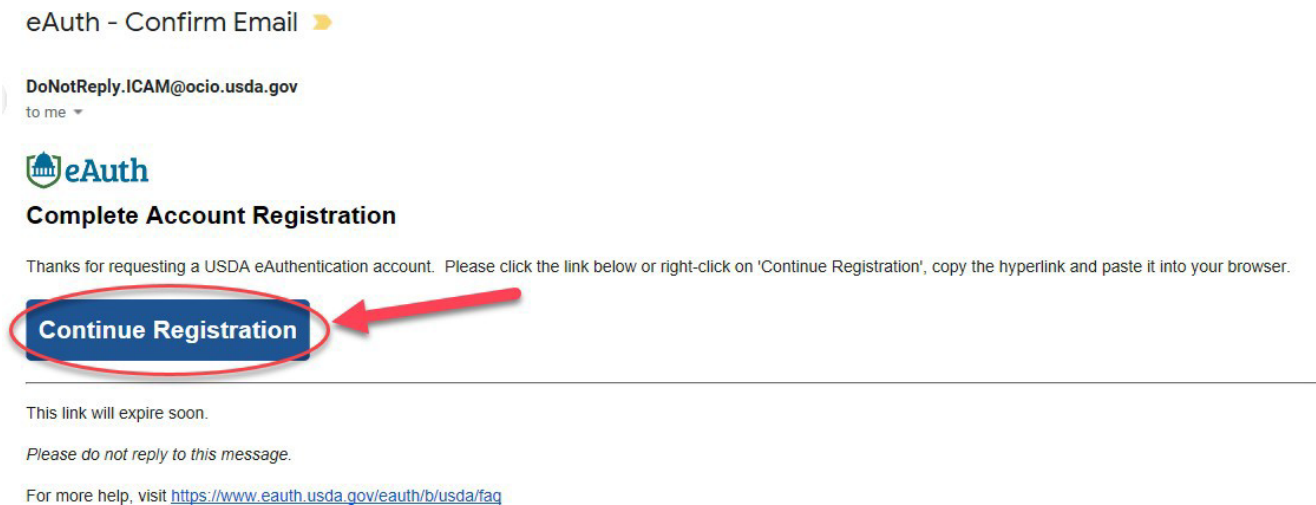
\_\_\_\_\_;@gmail.com

**Submit**

You will see the following screen. You will need to check your email.



Click on the 'Continue Registration' button in the email from eAuth:



Enter the requested information and click Submit.

## Customer Account Registration

Form Approved - OMB No. 0503-0014

**Please provide the information requested below to complete the registration of your account.**

Please enter your complete name as provided on a government issued photo ID (no nicknames).

First name

Middle name (optional)

Last name

Suffix (optional)



### Your User ID Is Your Email Address

User ID : @gmail.com

### Please set your password

Password must be at least 12 characters long and cannot be a commonly used password.

Password  12+

Show Password

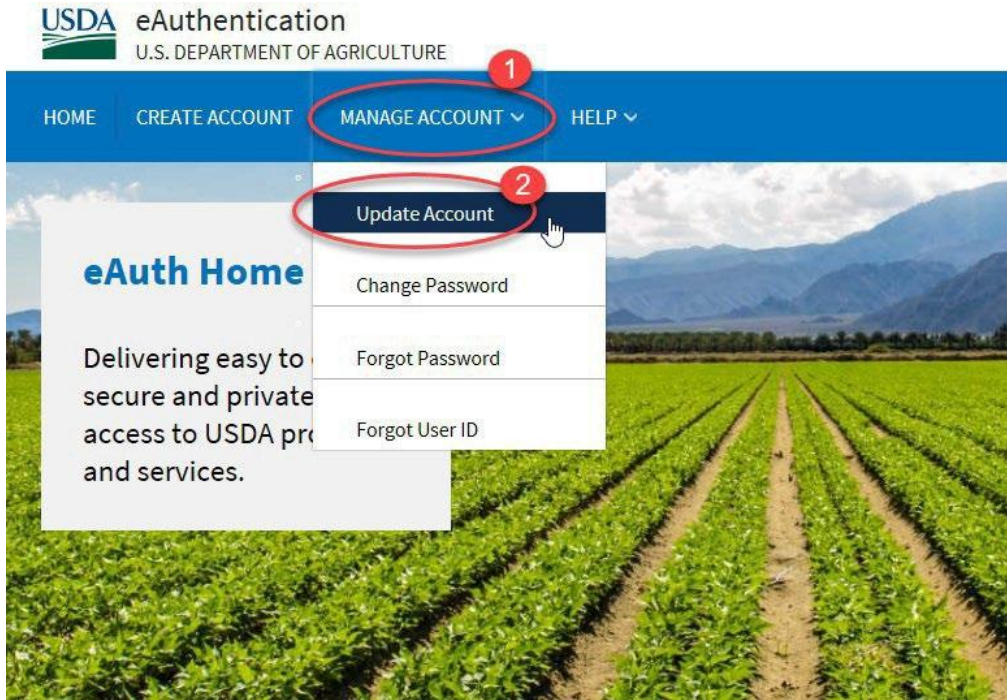
Password Strength: Great!



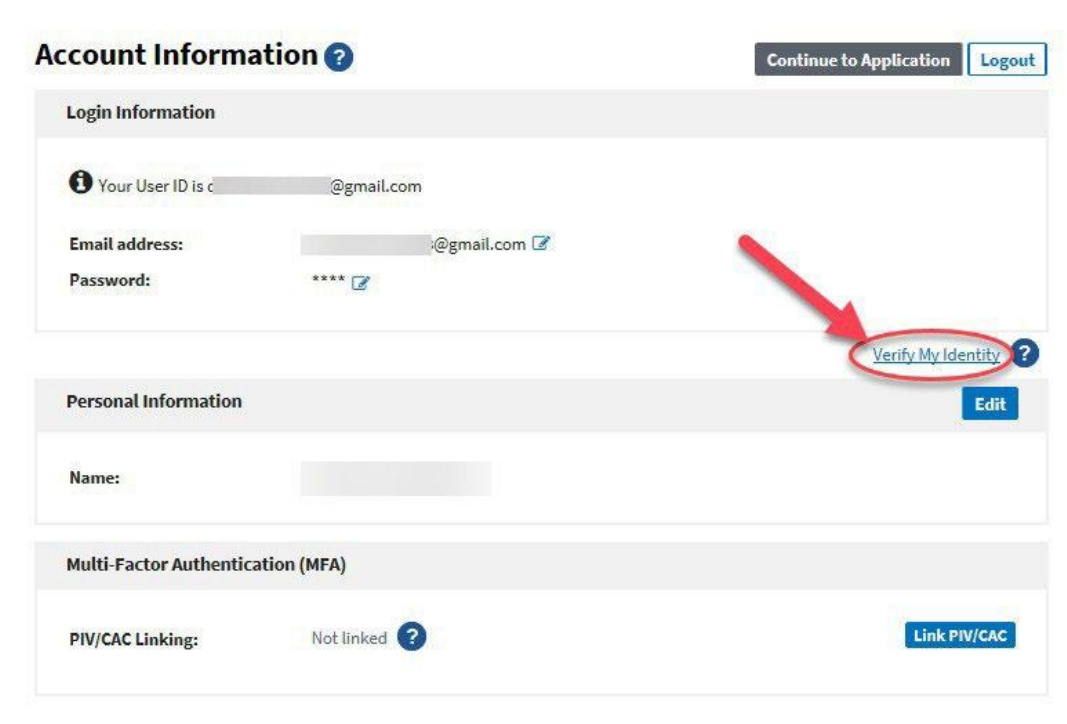
If you need a Level 2 eAuthentication account continue with the instructions below to verify your identity.

## Upgrading to a Level 2 eAuthentication account

Go to the eAuth website and click Manage Account then click Update Account.  
<http://www.eauth.usda.gov/>



Once logged in, click the 'Verify My Identity' link.

A screenshot of the 'Account Information' page. The page has a header with 'Account Information' and a question mark icon, and buttons for 'Continue to Application' and 'Logout'. The main content is divided into sections: 'Login Information', 'Personal Information', and 'Multi-Factor Authentication (MFA)'. In the 'Login Information' section, there are fields for 'Your User ID is c...', 'Email address:', and 'Password:'. In the 'Personal Information' section, there is a 'Name:' field and an 'Edit' button. In the 'Multi-Factor Authentication (MFA)' section, there is a 'PIV/CAC Linking:' field with the text 'Not linked' and a question mark icon, and a 'Link PIV/CAC' button. A red arrow points to the 'Verify My Identity' link, which is circled in red.

Select 'Verify my identity online (recommended)'.

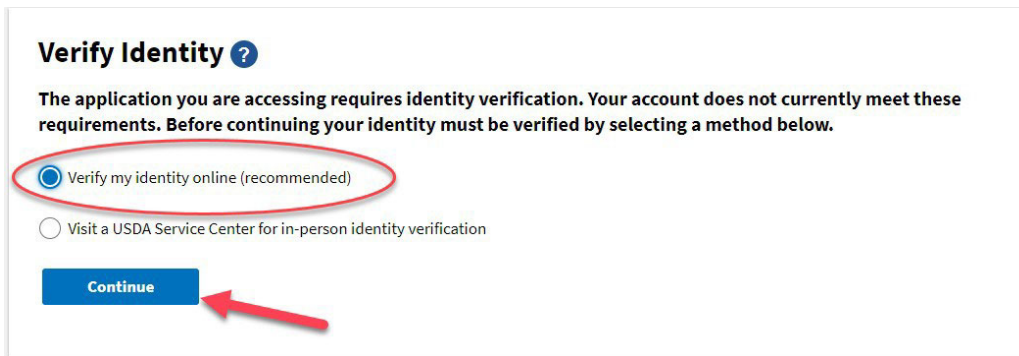
**Verify Identity** ?

The application you are accessing requires identity verification. Your account does not currently meet these requirements. Before continuing your identity must be verified by selecting a method below.

Verify my identity online (recommended)

Visit a USDA Service Center for in-person identity verification

[Continue](#)



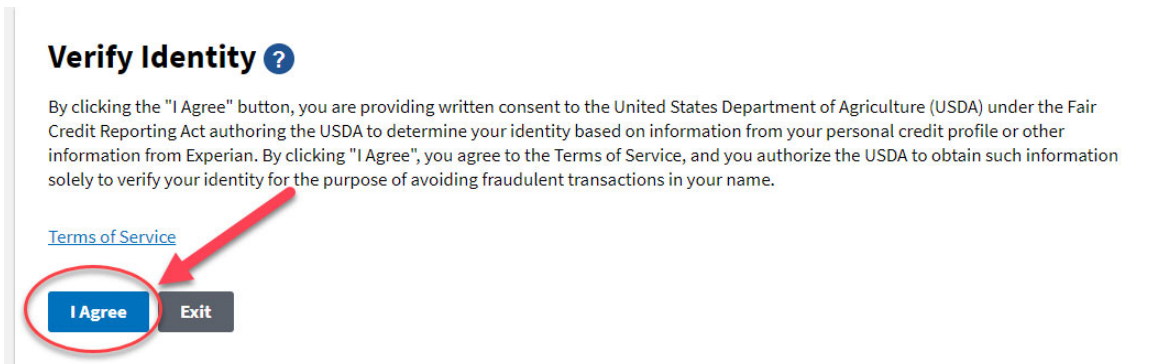
Click I Agree.

**Verify Identity** ?

By clicking the "I Agree" button, you are providing written consent to the United States Department of Agriculture (USDA) under the Fair Credit Reporting Act authorizing the USDA to determine your identity based on information from your personal credit profile or other information from Experian. By clicking "I Agree", you agree to the Terms of Service, and you authorize the USDA to obtain such information solely to verify your identity for the purpose of avoiding fraudulent transactions in your name.

[Terms of Service](#)

[I Agree](#) [Exit](#)



Complete all fields and click Continue.

## Verify Identity

Form Approved - OMB No. 0503-0014

### Additional Information Required

Please complete the form below and confirm it is correct.

This information must match your government issued photo ID (e.g., Driver's License).

First name

Middle name (optional)

Last name

Suffix (optional)

Home country

Home address

Home city

Home state

Home zip/postal code

Home phone

Date of birth  
For example: 04 28 1988  
Month Day Year

To begin the process, you must enter your complete 9-digit Social Security Number (SSN).

Social Security Number (SSN)

Show SSN

**Note:** USDA eAuthentication does not retain your Social Security Number. It is only used for the identity verification purposes.






Answer all 5 identity verification questions.

## Verify Identity ?

### Identity Verification Quiz

Question 1 of 5:

Which state is associated with your relative



### **If you are unable to verify your identity using the On-Line Self-Service.**

You will have to visit a Local Registration Authority (LRA) in person order to validate your identity and get your Level 2 account activated.

This link will take you to a map to select your State where you can find the closest LRA to you:

<http://offices.sc.egov.usda.gov>

Take your government issued photo ID (e.g. state issued drivers license) and present it in person to a Local Registration Authority (LRA) who can activate your account with Level 2 access. Most LRAs are located at a USDA Service Center office. We recommend that you call ahead to ensure that an employee trained as a Local Registration Authority (LRA) will be available to provide the service at the time you plan to visit the Service Center.

