




Stop Avian Influenza Outbreaks

FIND Detect, report, and confirm the disease

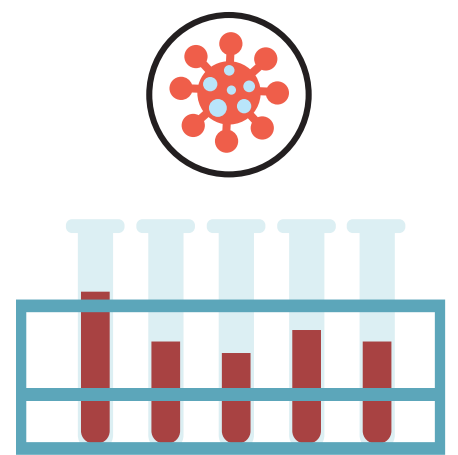
See signs of illness.



Contact USDA or your State veterinarian.



USDA tests samples and confirms disease.



RESPOND Quarantine, depopulate, compensate, and dispose

Only authorized workers are allowed in and out; movement of birds, poultry products, and equipment is restricted.



Birds are destroyed usually within 24–48 hours of detecting the disease. USDA pays for birds that must be destroyed.

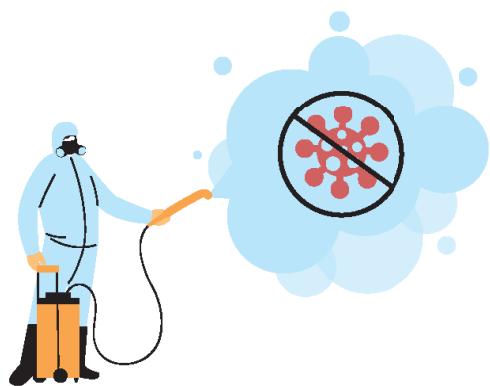


USDA or your State can help you dispose of dead birds.



RECOVER Clean, test, and restock


Thoroughly clean and disinfect the barn, equipment, and all affected areas; no poultry allowed for 14 days.



USDA collects and tests environmental samples to confirm the virus has been eliminated from your farm.



You can restock your birds when USDA and your State confirm the virus is gone. You can resume normal operations when State officials release your farm from quarantine.



MAINTAIN BIOSECURITY Keep the disease from coming back



Learn more about stopping avian influenza:
aphis.usda.gov/animalhealth/defendtheflock - cdc.gov/flu/avianflu

USDA is an equal opportunity provider, employer, and lender. This publication supersedes APHIS 91-85-005, "Highly Pathogenic Avian Influenza: A Guide To Help You Understand the Response Process," which was first published in December 2015. APHIS-22-006 | Issued April 2022