

Care and Handling of Pets During Air Travel



Care and Handling of Pets During Air Travel

Purpose and Goals of This Lesson

This lesson is designed for airport personnel who have the responsibility of accepting or rejecting dogs and their kennels for air travel. After reviewing this lesson you will understand many factors that can improve the safety of dogs during air travel and increase the likelihood that the dogs will arrive healthy at their final destination. These factors include the appropriate care and handling of dogs and kennels under both normal and extreme conditions.

1. Table of Contents

Introduction

2. [Feeding and Watering](#)

Feeding and Watering

Feeding and Watering Self-Quiz

3. [Transporting and Handling of Dogs During Air Travel](#)

Regular Care When Handling Dogs

Avoiding Contact with Other Pets

Handling Pet Kennels

Care with Kennels on Conveyor Belts

Shelter from Extreme Temperature

Shelter from Extreme Weather

Holding Area Conditions

Cargo Area Conditions

Section Quiz







4. [Labeling and Routing Kennels](#)

Observing Kennel Labels

Following Routing Instructions

Labeling and Routing Self-Quiz

4. Emergency Situations

-  Dog Becomes Ill or Unconscious
-  Dog Becomes Uneasy or Aggressive
-  Dog Sustains an Injury During Transport
-  Extreme Weather or Crisis Situations
-  Dog Escapes
-  Emergency Situations Self-Quiz

Introduction to Receiving Pets for Air Travel

According to the United States department of transportation, over 2 million pets travel by air each year. Most often pets that travel by air arrive safely at their final destination and are happily reunited with their owners. Unfortunately the trip does not always go smoothly for some pets as they become injured or even die during the course of air travel. This lesson is designed for airport personnel who have the responsibility for the care of dogs and handling of kennels during air travel. After reviewing this lesson, you will understand many factors that can improve the safety of dogs during air travel and increase the likelihood that the dogs will arrive healthy at their final destination. These factors include the appropriate care and handling of dogs and kennels under both normal and extreme conditions.

The Care And Handling Of Dogs During Air Travel

A Lesson For Airline
Baggage Personnel

Feeding and Watering

Purpose and Goals of This Lesson

This lesson is designed for airport personnel who have the responsibility for the care of dogs and handling of kennels during air travel. After reviewing this lesson, you will understand many factors that can improve the safety of dogs during air travel and increase the likelihood that the dogs will arrive healthy at their final destination. These factors include the appropriate care and handling of dogs and kennels under both normal and extreme conditions. This lesson chapter covers:

- 🌐 Feeding and Watering
- 🌐 Feeding and Watering Self-Quiz



Feeding and Watering

One of the first considerations is the regular feeding and watering of dogs during air travel. Dogs 16 weeks of age or more must be offered food at least once every 24 hours. Puppies less than 16 weeks of age must be offered food at least once every 12 hours. All dogs must be offered potable water at least once every 12 hours.



Feeding and Watering

Self Quiz

Feeding and Watering

Dogs 16 weeks of age or more must be offered food ____.

- ☒ **A.** once every 24 hours
- ☐ **B.** in the morning and afternoon
- ☐ **C.** after the dog's first walk

Check Answer

Transporting and Handling of Dogs During Air Travel

Purpose and Goals of this Lesson

This lesson is designed for airport personnel who have the responsibility for the care of dogs and handling of kennels during air travel. After reviewing this lesson, you will understand many factors that can improve the safety of dogs during air travel and increase the likelihood that the dogs will arrive healthy at their final destination. These factors include the appropriate care and handling of dogs and kennels under both normal and extreme conditions. This lesson chapter covers:

- 🕒 *Regular Care when Handling Dogs*
- 🕒 *Avoiding Contact with Other Pets*
- 🕒 *Handling Pet Kennels*
- 🕒 *Care with Kennels on Conveyor Belts*
- 🕒 *Shelter from Extreme Temperature*
- 🕒 *Shelter from Extreme Weather*
- 🕒 *Holding Area Conditions*
- 🕒 *Cargo Area Conditions*
- 🕒 *Transporting and Handling Section Quiz*



Regular Care When Handling Dogs

Dogs must be cared for regularly during air travel. Dogs must be observed as regularly as possible during air transport (at least once in every 4 hours if cargo area is accessible). This includes when the dog is loaded and unloaded and whenever the animal cargo space is accessible. Dogs must not be removed from their kennel except when the kennel is being cleaned, during veterinary care, in case of an emergency, or when the dog is transferred to another kennel or facility that meets Animal Welfare Act standards.



Avoiding Contact with Other Pets

Efforts should be made to prevent dogs from coming into direct contact with other pets during air travel. No more than one dog, 6 months of age or older, may be transported in the same kennel. No more than two live puppies 8 weeks to 6 months of age, that are of comparable size, and weighing 20 pounds (9 Kg) or less, may be transported in the same kennel.



Handling Dog Kennels

Special care is required when handling kennels containing dogs. Kennels must be handled in a manner that protects the animals from physical harm or distress. Kennels must be moved between the holding areas and the planes as quickly as possible. Kennels must not be tossed, dropped, or needlessly tilted, or stacked in a manner that may cause the kennel to fall. Kennels must be protected from the elements.



Care with Kennels on Conveyor Belts

Conveyor belts used in loading or unloading planes, and other airport locations pose potential risks to dogs in kennels. An attendant must be present at each end of the inclined conveyor belt when a kennel is being loaded or unloaded from planes. A kennel must not be placed on any other conveyor belt such as a baggage claim conveyor belt.



Shelter from Extreme Temperature

Dogs and their kennels should be protected from exposure to extreme temperature. Dogs must not be exposed to air temperatures above 85 °F (29.5 °C) or below 45 °F (7.2 °C) for a period of more than 4 hours. Dogs must not be accepted for transport unless the animal holding areas meet these temperature requirements.



Shelter from Extreme Weather

Dogs and their kennels should also be protected from exposure to extreme weather conditions. Kennels should be protected from extreme sunlight and extreme heat and cold. Sufficient shade must be provided to protect the dog from the direct rays of the sun at all times. During the movement of dogs to or from the airplane or animal holding areas the dog must not be exposed to ambient temperatures above 85 °F or below 45 °F for more than 45 minutes.



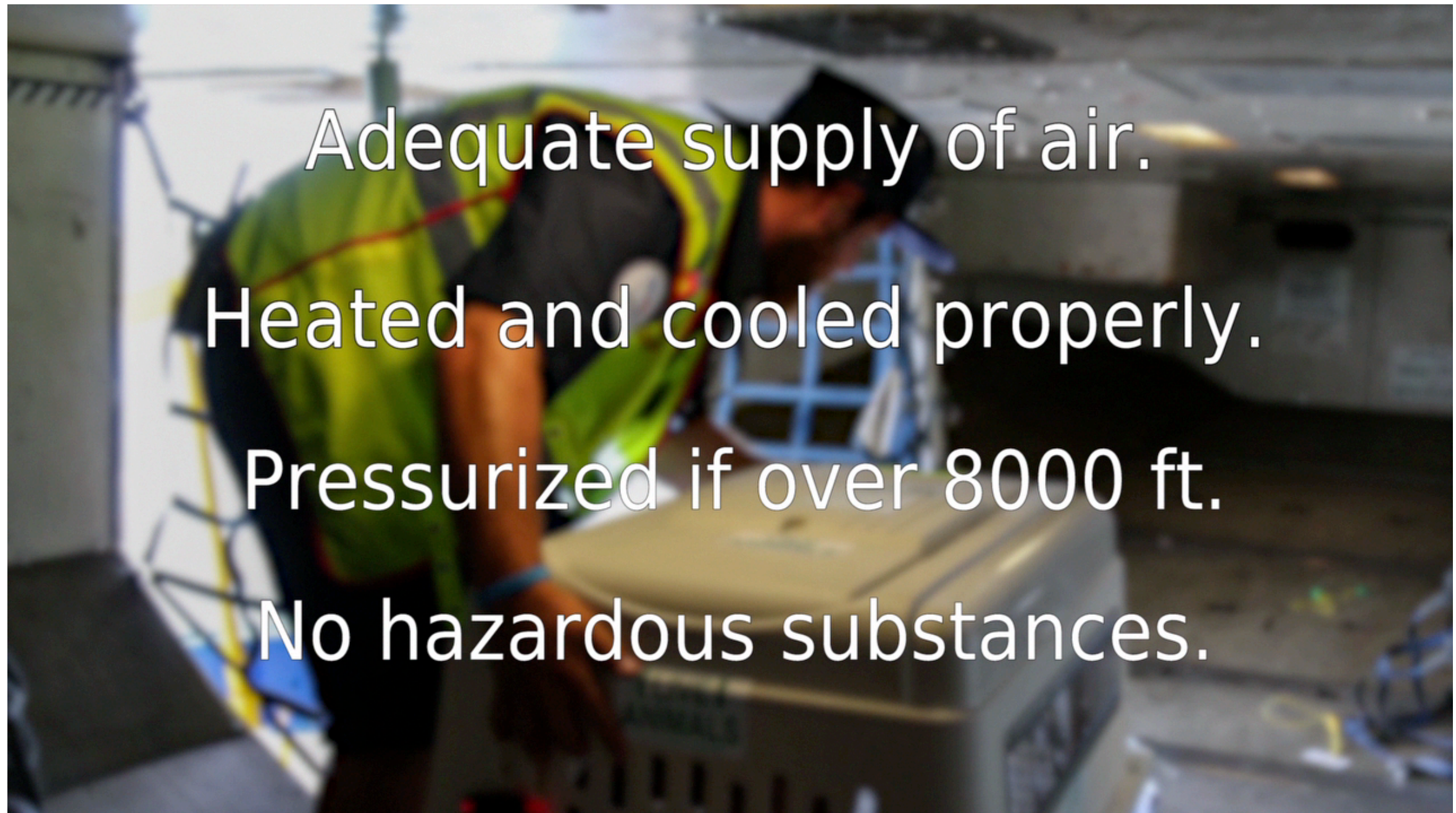
Holding Area Conditions

Conditions in the areas used to hold dogs can also influence the dog's health and well-being. Ventilation must be provided in any animal holding area by means of windows, doors, vents, or air conditioning. Auxiliary ventilation, such as exhaust fans, vents, fans, blowers, or air conditioners, must be used in any animal holding area when the temperature is 85 °F or higher. Sufficient protection must be provided to keep the dog dry during rain or snow.



Cargo Area Conditions

The cargo area conditions can also affect the dog's health. The animal cargo space must be constructed and maintained in a manner that protects the safety, health, and well being of the animals at all times. The animal cargo space must have an adequate supply of air for normal breathing. It must be heated and cooled as necessary to maintain temperature and humidity that ensures the animal's health and well-being. It must be pressurized when the airplane is not on the ground, unless flying under 8,000 feet. It must not contain exhaust fumes or other hazardous substances (e.g., dry ice) in a manner that may harm dogs.



Adequate supply of air.

Heated and cooled properly.

Pressurized if over 8000 ft.

No hazardous substances.

Transporting and Handling of Dogs

Self Quiz

Regular Care When Handling Dogs

During the course of air travel, dogs should be ____.

- ☐ A. removed from their kennel every 4 hours for exercise
- ☒ B. observed in their kennel at least every 4 hours
- ☐ C. allowed to urinate outside of their kennel every 4 hours

Check Answer

Avoiding Contact with Other Pets

Normally a maximum of ____ dog(s) can be transported in a kennel.

- ☒ A. 1
- ☐ B. 2
- ☐ C. 4

Check Answer

Transporting and Handling of Dogs

Self Quiz

Handling Dog Kennels

When handling kennels with live animals, the kennels must ____.

- ☐ A. not be placed on elevated shelves
- ☒ B. be protected from the elements
- ☐ C. not be placed in elevators

Check Answer

Care with Kennels on Conveyor Belts

When kennels with live animals are placed on conveyor belts, ____.

- ☒ A. attendant(s) must be observing the conveyor belt
- ☐ B. the kennel must be securely strapped to the conveyor belt
- ☐ C. kennels should never be placed on conveyor belts

Check Answer

Transporting and Handling of Dogs

Self Quiz

Shelter from Extreme Temperature

Dogs must not be in temperatures above 85°F or below 45°F for more than ____ hour(s).

- ☐ A. 1
- ☒ B. 4
- ☐ C. 8

Check Answer

Shelter from Extreme Weather

In holding areas, dogs must not be in temperatures ____ for more than 45 minutes.

- ☐ A. above 75°F or below 55°F
- ☒ B. above 85°F or below 45°F
- ☐ C. above 95°F or below 25°F

Check Answer

Transporting and Handling of Dogs

Self Quiz

Holding Area Conditions

The holding area where dogs are placed between flights should ____.

- ☒ **A.** have adequate ventilation
- ☐ **B.** be listed on the dog's flight itinerary
- ☐ **C.** be free of people or other animal kennels

Check Answer

Cargo Area Conditions

The animal cargo space must ____.

- ☐ **A.** contain viewing windows for dogs
- ☒ **B.** be pressurized when the airplane is in flight
- ☐ **C.** have a veterinarian on site

Check Answer

Labeling and Routing Kennels

Purpose and Goals of this Lesson

This lesson is designed for airport personnel who have the responsibility for the care of dogs and handling of kennels during air travel. After reviewing this lesson, you will understand many factors that can improve the safety of dogs during air travel and increase the likelihood that the dogs will arrive healthy at their final destination. These factors include the appropriate care and handling of dogs and kennels under both normal and extreme conditions. This lesson chapter covers:

- 🕒 *Observing Kennel Labels*
- 🕒 *Following Routing Instructions*
- 🕒 *Labeling and Routing Self-Quiz*



Observing Kennel Labels

Kennels include arrows and "Live Animal" labels to assist the kennel handlers. All kennels require special handling. Any person handling a kennel should observe the "This Side Up" arrows to make sure that they orient the kennel properly.



Following Routing Instructions

Kennel handlers should make sure that the kennel and dog arrive at the proper location. Any person handling a kennel with “Live Animal” labels should take extra care to assure that the kennel is routed to the correct destination.



Labeling and Routing Kennels

Self Quiz

Observing Kennel Labels

The arrows on a kennel indicate ____.

- ☐ **A.** the final destination of the kennel
- ☐ **B.** the direction for the kennel's ventilation
- ☒ **C.** how the kennel should be oriented

Check Answer

Following Routing Instruction

The kennel routing information indicates ____.

- ☒ **A.** the final destination of the kennel
- ☐ **B.** the dog's breed and age
- ☐ **C.** the dog owner's departure time

Check Answer

Emergency Situations

Purpose and Goals of this Lesson

This lesson is designed for airport personnel who have the responsibility for the care of dogs and handling of kennels during air travel. After reviewing this lesson, you will understand many factors that can improve the safety of dogs during air travel and increase the likelihood that the dogs will arrive healthy at their final destination. These factors include the appropriate care and handling of dogs and kennels under both normal and extreme conditions. This lesson chapter covers:

- 🕒 *Dog Becomes Ill or Unconscious*
- 🕒 *Dog Becomes Uneasy or Aggressive*
- 🕒 *Dog Sustains an Injury During Transport*
- 🕒 *Extreme Weather or Crisis Situations*
- 🕒 *Dog Escapes*
- 🕒 *Emergency Situations Self-Quiz*



Dog Becomes Ill or Unconscious

What should be done if the dog becomes ill or unconscious during air travel? Dogs who arrive at the airport and are ill, injured, non-responsive, or unconscious must not travel except to receive veterinary care. A licensed veterinarian should treat pets that become ill, injured, or non-responsive during travel. The carrier must determine whether any of the dogs are in physical distress and arrange for any needed veterinary care as soon as possible.



Dog Becomes Uneasy or Aggressive

Dogs arriving at the airport that are highly nervous or aggressive should not travel.



Dog Sustains an Injury During Transport

What should be done if a dog is injured during air travel? A licensed veterinarian should treat pets that become injured during travel. The carrier must determine whether any of the dogs are in physical distress and arrange for any needed veterinary care as soon as possible.



Extreme Weather or Crisis Situation

What can be done to care for dogs in an extreme weather or other crisis situation? In extreme weather or crisis situations such as a tornado, earthquake, or airport evacuation, pet kennels should be moved to a safe location that reduces likelihood of trauma, overheating, excessive cooling, behavioral stress, physical harm, or unnecessary discomfort.



Dog Escapes

What if a dog somehow escapes and is running loose? If a dog escapes, the attendant should immediately attempt to retrieve the dog using caution. If the attendant is unable to retrieve the dog immediately, the attendant should report the dog's escape to airport security.



Emergency Situations

Self Quiz

Dog Becomes Ill or Unconscious

When a dog becomes ill, injured, or non-responsive during air travel ____.

- ☐ A. the dog should be re-routed to their departure airport
- ☐ B. the attendant should administer a mild tranquilizer
- ☒ C. the dog should be treated by a licensed veterinarian

Check Answer

Dog Becomes Uneasy or Aggressive

Dogs who are highly nervous or aggressive at the airport ____.

- ☐ A. should be given a mild tranquilizer
- ☒ B. should not travel
- ☐ C. should be disciplined appropriately by the attendant

Check Answer

Emergency Situations

Self Quiz

Dog Sustains an Injury During Transport

A dog that sustains an injury during transport ____.

- ☒ **A.** should be treated by a licensed veterinarian
- ☐ **B.** should be treated immediately by the airline attendant
- ☐ **C.** should be given a mild tranquilizer

Check Answer

Extreme Weather or Crisis Situations

In extreme weather or crisis situations, kennels with live animals should be ____.

- ☐ **A.** returned to the originating airport
- ☒ **B.** moved to a safe location
- ☐ **C.** re-routed to an airport away from the crisis

Check Answer

Emergency Situations

Self Quiz

Dog Escapes

If a dog escapes a kennel, the attendant should

_____.

- ☐ **A.** notify the owner that the dog is lost
- ☐ **B.** first notify a supervisor
- ☒ **C.** immediately attempt to retrieve the dog using caution

Check Answer

Credits

Principal Investigator: Ronald Aust

Content Development

Coordinator: Ronald Aust

Content Manager: Trina Emler

Subject Matter Experts USDA

Catherine M Cole

Angela Depoe

Jan Feldman

John Lopinto

Craig J Mabray

Chad Moore

Gerald L Rushin

Nora Wineland



Video Development

Executive Producer/Writer: Ronald Aust

Director/ Lighting Director: Matt Jacobson

Videography: Benjamin Brodsky, Alex Robinson

Photography: Alex Robinson

Production Assistants: Megan Elliott, Ashlee Jacobson, Annie Southall

Post Production: Denisse Cruz, Megan Elliott, Ricky Smith, Annie Southall

Actors

Narrator: Laura Lorson

Inspector: Greg Cheatham

Mother: Sung-Ae Park

Daughter: Miah Cheatham

Baggage Handler: Benjamin Brodsky

Veterinarian: Megan Elliott

Dogs: Dash, Dot, Molly, Sparky

Airport Personnel

Sanamanca Albert

Marlo Gould

Scott Kagarice

Semisi Nuusila

Michael Nguyen

Aster Nuiu

Ziad Rafei

Luisa Sipinga

Programming

Coordinator: Ronald Aust

Programmer: Rahul Chowdary Kakani

Programmer: Hsin-Han Yu