

BASF Plant Science L.P. Petition (17-321-01p) for Determination of Nonregulated Status for LBFLFK Canola (*Brassica napus*)

OECD Unique Identifier: BPS-BFLFK-2

Final Environmental Assessment

May 2019

Agency Contact

Cindy Eck

Biotechnology Regulatory Services

4700 River Road

USDA, APHIS

Riverdale, MD 20737

Fax: (301) 734-8669

The U.S. Department of Agriculture (USDA) prohibits discrimination in all its programs and activities on the basis of race, color, national origin, sex, religion, age, disability, political beliefs, sexual orientation, or marital or family status. (Not all prohibited bases apply to all programs.) Persons with disabilities who require alternative means for communication of program information (Braille, large print, audiotape, etc.) should contact USDA'S TARGET Center at (202) 720-2600 (voice and TDD).

To file a complaint of discrimination, write USDA, Director, Office of Civil Rights, Room 326-W, Whitten Building, 1400 Independence Avenue, SW, Washington, DC 20250-9410 or call (202) 720-5964 (voice and TDD). USDA is an equal opportunity provider and employer.

Mention of companies or commercial products in this report does not imply recommendation or endorsement by the U.S. Department of Agriculture over others not mentioned. USDA neither guarantees nor warrants the standard of any product mentioned. Product names are mentioned solely to report factually on available data and to provide specific information.

This publication reports research involving pesticides. All uses of pesticides must be registered by appropriate State and/or Federal agencies before they can be recommended.

TABLE OF CONTENTS

1	PURPOSE AND NEED	1-1
1.1	BACKGROUND	1-1
1.2	PURPOSE OF LBFLFK CANOLA	1-1
1.3	THE COORDINATED FRAMEWORK AND REGULATION OF BIOTECHNOLOGY PRODUCTS	1-2
1.4	PURPOSE AND NEED FOR APHIS ACTION	1-2
1.5	PUBLIC INVOLVEMENT	1-3
1.5.1	<i>Public Involvement for Petition 17-321-01p</i>	1-3
1.5.2	<i>Issues Considered in the EA</i>	1-4
2	ALTERNATIVES	2-5
2.1	NO ACTION ALTERNATIVE: CONTINUATION AS A REGULATED ARTICLE	2-5
2.2	PREFERRED ALTERNATIVE: DETERMINATION OF NONREGULATED STATUS FOR LBFLFK CANOLA	2-5
2.3	ALTERNATIVES CONSIDERED BUT DISMISSED FROM DETAILED ANALYSIS	2-5
2.4	SUMMARY OF THE NO ACTION AND PREFERRED ALTERNATIVE ANALYSES	2-6
3	AFFECTED ENVIRONMENT	3-11
3.1	OVERVIEW OF CANOLA PRODUCTION AND USES	3-11
3.1.1	<i>Rapeseed and Canola Cultivars</i>	3-11
3.1.2	<i>Canola</i>	3-11
3.1.2.1	Canola and Rapeseed Oil	3-12
3.1.2.2	Canola Meal	3-13
3.2	ACREAGE AND AREAS OF CANOLA PRODUCTION	3-13
3.2.1	<i>Global Production</i>	3-13
3.2.2	<i>U.S. Production: Conventional, GE, and Organic Canola</i>	3-15
3.2.2.1	Conventional Canola	3-17
3.2.2.2	GE Canola in the United States	3-17
3.2.2.3	Organic Canola Production	3-18
3.3	CANOLA AGRONOMIC PRACTICES AND INPUTS	3-18
3.3.1	<i>Tillage</i>	3-19
3.3.2	<i>Agronomic Inputs</i>	3-19
3.3.2.1	Fertilizers	3-19
3.3.2.2	Insecticides and Fungicides	3-19
3.3.2.3	Herbicides	3-20
3.4	PHYSICAL ENVIRONMENT	3-25
3.4.1	<i>Soils</i>	3-25
3.4.2	<i>Water Resources</i>	3-27
3.4.3	<i>Air Quality</i>	3-28
3.5	BIOLOGICAL RESOURCES	3-29
3.5.1	<i>Soil Biota</i>	3-29
3.5.2	<i>Animals, Plants, and Biodiversity</i>	3-29
3.5.2.1	Animals	3-29
3.5.2.2	Vegetation Associated with Canola Fields	3-30
3.5.2.3	Biodiversity	3-31
3.5.3	<i>Canola: Potential Gene Flow and Weediness</i>	3-31
3.5.3.1	Potential Weediness & Volunteer Canola	3-31

3.5.3.2	Hybridization and Introgression among Brassica and Related Species	3-32
3.5.3.3	Feral GE Canola Populations	3-36
3.5.3.4	Trait-Stacking in Feral GE Canola	3-38
3.5.3.5	Trait-Stacking in Volunteer Canola.....	3-38
3.5.3.6	Summary	3-39
3.5.4	<i>Biodiversity</i>	3-40
3.6	HUMAN HEALTH	3-40
3.6.1	<i>Consumer Health</i>	3-41
3.6.1.1	Food Safety	3-41
3.6.1.2	Canola Oil	3-41
3.6.1.3	Pesticides Used on Food and Feed Crops.....	3-42
3.6.2	<i>Worker Safety</i>	3-43
3.7	ANIMAL HEALTH AND WELFARE.....	3-43
3.8	SOCIOECONOMICS.....	3-44
3.8.1	<i>Domestic Economic Environment</i>	3-44
3.8.1.1	U.S. Canola Production.....	3-44
3.8.1.2	Organic and Non-GE Canola Production	3-46
3.8.1.3	Biodiesel.....	3-47
3.8.1.4	Costs of Volunteer and Feral Canola	3-49
3.8.1.5	Costs to Non-GE Producers	3-49
3.8.2	<i>International Trade</i>	3-50
3.8.2.1	Canola Oil and Meal	3-50
3.8.2.2	Biodiesel	3-51
4	ENVIRONMENTAL CONSEQUENCES	4-1
4.1	SCOPE OF ANALYSIS.....	4-1
4.2	ACREAGE AND AREAS OF CANOLA PRODUCTION.....	4-1
4.3	AGRONOMIC PRACTICES AND INPUTS	4-3
4.4	PHYSICAL ENVIRONMENT.....	4-4
4.4.1	<i>Soils</i>	4-4
4.4.2	<i>Water Resources</i>	4-4
4.4.3	<i>Air Quality</i>	4-5
4.5	BIOLOGICAL RESOURCES.....	4-5
4.5.1	<i>Overview of Potential Impacts on Terrestrial and Aquatic Organisms</i>	4-5
4.5.2	<i>Soil Biota</i>	4-7
4.5.3	<i>Wildlife Communities</i>	4-7
4.5.4	<i>Plant Communities</i>	4-17
4.5.5	<i>Gene Flow and Weediness of Canola</i>	4-17
4.5.6	<i>Biodiversity</i>	4-19
4.6	HUMAN HEALTH AND WORKER SAFETY.....	4-20
4.7	ANIMAL FEED.....	4-22
4.8	SOCIOECONOMICS.....	4-22
4.8.1	<i>Domestic Economic Environment</i>	4-22
4.8.2	<i>International Trade</i>	4-24
5	CUMULATIVE IMPACTS.....	5-1
5.1	ASSUMPTIONS AND UNCERTAINTIES	5-1
5.1.1	<i>Potential Future Uses of LBFLFK canola</i>	5-1

5.2	CUMULATIVE IMPACTS: ACREAGE AND AREAS OF CANOLA PRODUCTION	5-2
5.3	CUMULATIVE IMPACTS: AGRONOMIC PRACTICES AND INPUTS.....	5-2
5.3.1	<i>Pest and Weed Resistance Management</i>	5-3
5.4	CUMULATIVE IMPACTS: PHYSICAL ENVIRONMENT	5-4
5.5	CUMULATIVE IMPACTS: BIOLOGICAL RESOURCES.....	5-5
5.6	GENE FLOW AND WEEDINESS.....	5-6
5.7	FISHERIES	5-7
5.8	CUMULATIVE IMPACTS: HUMAN AND ANIMAL HEALTH	5-9
5.8.1	<i>Consumer Health</i>	5-9
5.8.2	<i>Worker Safety</i>	5-9
5.8.3	<i>Animal Feed</i>	5-9
5.9	CUMULATIVE IMPACTS: SOCIOECONOMICS.....	5-9
5.9.1	<i>Cumulative Impacts: Domestic Markets</i>	5-9
5.9.1.1	Organic and Non-GMO Canola Production	5-10
5.9.2	<i>Cumulative Impacts: International Trade</i>	5-11
6	THREATENED AND ENDANGERED SPECIES	6-1
6.1	REQUIREMENTS FOR FEDERAL AGENCIES	6-1
6.2	POTENTIAL EFFECTS OF LBFLFK CANOLA ON T&E SPECIES	6-3
6.2.1	<i>Threatened and Endangered Plant Species and Critical Habitat</i>	6-9
6.2.2	<i>Threatened and Endangered Animal Species</i>	6-11
6.3	SUMMARY	6-13
7	CONSIDERATION OF FEDERAL AND STATE LAWS AND REGULATIONS, EXECUTIVE ORDERS, STANDARDS, AND TREATIES RELATING TO ENVIRONMENTAL IMPACTS	7-1
7.1	FEDERAL LAWS AND REGULATIONS	7-1
7.1.1	<i>National Environmental Policy Act (NEPA)</i>	7-1
7.1.2	<i>Clean Air Act, Clean Water Act, and Safe Drinking Water Act</i>	7-1
7.1.3	<i>National Historic Preservation Act (NHPA)</i>	7-1
7.2	EXECUTIVE ORDERS RELATED TO DOMESTIC ISSUES	7-2
7.3	EXECUTIVE ORDERS ON INTERNATIONAL ISSUES	7-3
7.4	STATE AND LOCAL REQUIREMENTS	7-4
8	LIST OF PREPARERS	8-1
9	REFERENCES.....	9-1
	APPENDIX A: LBFLFK CANOLA	A-1

LIST OF FIGURES

Figure 3-1. Global Oilseed Production by Source – 2017	3-14
Figure 3-2. Global Production of Rapeseed – 2017	3-14
Figure 3-3. Harvested Canola Acreage and Production in the United States, 1991 – 2018.....	3-15
Figure 3-4. Primary Areas of Canola Production in the Contiguous United States	3-16
Figure 3-5. Locations and Status of U.S. Croplands Subject to Erosion.....	3-26
Figure 3-6. Adoption of GE HR Canola in the United States: 2001 – 2013	3-45
Figure 3-7. U.S. Canola Oil Production and Demand: 1985 – 2016.....	3-46
Figure 3-8. Biomass Energy Consumption in the United States, 2016	3-47

LIST OF TABLES

Table 2-1. Summary of Potential Impacts for the Alternatives Considered.....	2-6
Table 3-1. Scientific and Common Names for Several Species in the Genus <i>Brassica</i>	3-11
Table 3-2. Rapeseed and Products: World Supply and Distribution – 2017	3-15
Table 3-3. U.S. Canola Area Planted, Harvested, and Production – 2017	3-16
Table 3-4. APHIS Determinations of Nonregulated Status for GE Canola	3-17
Table 3-5. Agricultural Weeds in North Dakota	3-21
Table 3-6. U.S. EPA Registered Herbicides for Use on Canola.....	3-21
Table 3-7. Herbicide Resistant Weeds in Canola – United States	3-23
Table 3-8. Herbicide Resistant Weeds in Major Canola Producing States	3-24
Table 3-8. Outcrossing Potential of <i>B. napus</i> with Related Species in the United States	3-33
Table 3-9. Summary: Outcrossing of Brassica and Related Species in the United States	3-34
Table 3-10. U.S. Inputs to Biodiesel Production	3-48
Table 4-1. LBFLFK Canola Acreage – Upward Bound Estimates	4-2
Table 4-2. Fatty Acid Profile of LBFLFK Canola and Non-GE Reference Varieties	4-8
Table 4-3. Fatty Acid Profile: Field Cricket, Wax Moth, Mealworm Beetle, American Cockroach.....	4-10
Table 4-4. Fatty Acid Profile of Fall Armyworm and Cabbage Looper.....	4-10
Table 6-1. Transgenes, Enzymes, and Donor Organisms*	6-3
Table 6-2. Federally Listed Threatened and Endangered Species (plus Proposed and Candidate Species) of the Family Brassicaceae in the Lower 48 U.S. States, Hawaii and Alaska	6-9

ACRONYMS AND ABBREVIATIONS

2,4-D	2,4-Dichlorophenoxyacetic acid
ACCase	Acetyl CoA caboxylase
AHAS	Acetohydroxy acid synthase
a.i.	Active ingredient
APHIS	Animal and Plant Health Inspection Service
CAA	Clean Air Act
CEQ	Council on Environmental Quality
CFR	Code of Federal Regulations (U.S.)
CO	Carbon monoxide
CO₂	Carbon dioxide
CWA	Clean Water Act
DHA	Docosaehaenoic acid
EA	Environmental Assessment
EFSA	European Food Safety Agency
EIS	Environmental Impact Statement
EO	Executive Order
EPA	Eicosapentaenoic acid
ESA	Endangered Species Act
EU	European Union
F1	First generation
F2	Second generation
FDA	U.S. Food and Drug Administration
FFDCA	Federal Food, Drug, and Cosmetic Act
FIFRA	Federal Insecticide, Fungicide, and Rodenticide Act
FQPA	Food Quality Protection Act
GE	Genetically engineered
GMO	Genetically modified organism
GRAS	Generally Recognized As Safe
Ha	Hectare
HR	Herbicide resistant
HEAR	High erucic acid rapeseed
IPM	Integrated pest management
IWM	Integrated weed management
Kg	Kilogram
lb	Pound (avoir.)
LEAR	Low erucic acid rapeseed
LC-PUFA	Long chain omega-3 polyunsaturated fatty acid
LLP	Low level presence
m²	Square meters

ACRONYMS AND ABBREVIATIONS

MCPA	2-methyl-4-chlorophenoxyacetic acid
MOA	Mode of action (Modes of action indicated by MOAs)
N₂O	Nitrous oxide
NAAQS	National Ambient Air Quality Standards
NMFS	National Marine Fisheries Service
NEPA	National Environmental Policy Act of 1969 and subsequent amendments
NHPA	National Historic Preservation Act
NNI	Neonicotinoid insecticide
NO₂	Nitrogen dioxide
NO_x	Nitrogen oxides
NPS	Non-point source (pollution)
ODA	Oregon Department of Agriculture
OECD	Organization for Economic Cooperation and Development
O₃	Ozone
PIP	Plant incorporated protectant
OSHA	Occupational Safety and Health Administration
Pb	Lead
PDP	Pesticide Data Program
PM	Particulate matter
PPRA	Plant pest risk assessment
RI	Recommended daily dietary intake
RFS	Renewable fuel standard
RFS2	Second renewable fuel standard
t	Ton
T&E	Threatened & Endangered
TSCA	Toxic Substances Control Act
U.S.	United States and its territories and possessions
USDA	U.S. Department of Agriculture
USC	U.S. Code
USFWS	U.S. Fish & Wildlife Service
USGS	U.S. Geological Survey
U.S. EPA	U.S. Environmental Protection Agency
WHO	World Health Organization
WPS	Worker protection standards
WSSA	Weed Science Society of America

1 PURPOSE AND NEED

1.1 Background

In November 2017, BASF Plant Science L.P. (BASF) submitted a petition (17-321-01p) to the U.S. Department of Agriculture (USDA), Animal and Plant Health Inspection Service (APHIS), requesting that genetically engineered (GE) LBFLFK canola, and any progeny derived from it, no longer be considered regulated articles under Title 7 of the Code of Federal Regulations part 340 (7 CFR part 340). LBFLFK canola is currently regulated by APHIS because it was developed using the plant pest *Agrobacterium rhizogenes*; a regulated article under 7 CFR part 340.2.¹ As part of the evaluation of BASF's petition APHIS has developed this Environmental Assessment (EA) in compliance with the National Environmental Policy Act (NEPA).

1.2 Purpose of LBFLFK Canola

BASF genetically engineered LBFLFK canola to produce long chain omega-3 polyunsaturated fatty acids (LC-PUFAs) not otherwise present in canola seed; namely, eicosapentaenoic acid (EPA) and docosahexaenoic acid (DHA) (see Appendix A). LBFLFK canola is intended to provide an additional source of these omega-3 fatty acids to help meet human and food animal (e.g., livestock, poultry, farmed fish) dietary needs. LBFLFK canola was also engineered for resistance to imidazolinone based herbicides, which contain active ingredients such as imazamox.

Omega-3 fatty acids play important roles in the body as structural components of cell membranes. DHA, in particular, is particularly high in the retina and brain. In addition to their structural roles, omega-3 fatty acids (along with omega-6s) are used to form eicosanoids, signaling molecules that have wide-ranging functions in the body's cardiovascular, pulmonary, immune, and endocrine systems (NIH 2017).

Many studies have associated higher intakes of fish and other seafood, rich in EPA, DHA, and other omega-3 fatty acids, with improved health outcomes (NIH 2017). Finfish and mollusks are the primary dietary sources of EPA and DHA for humans. Some foods, such as certain brands of eggs, yogurt, juices, milk, and soy beverages, are fortified with EPA, DHA, and other omega-3s, and are also sources. In general, current dietary sources of EPA and DHA are almost exclusively limited to finfish and mollusks, or fish oil supplements. There has been concern expressed by some scientists and health professionals that marine sources may not be sufficient to sustain future human and food animal dietary needs for omega-3 LC-PUFAs (Adarme-Vega et al. 2012; Salem and Eggersdorfer 2015; Tocher 2015). Due to limited/finite global fish stocks (NOAA 2017), recent research has been directed towards development of alternative sources of EPA and DHA. These include aquaculture with plant-based feeds, krill (small marine Crustaceans), farmed marine microalgae, yeasts, and GE plants (Adarme-Vega et al. 2012; Napier et al. 2015; Salem and Eggersdorfer 2015; Xie et al. 2015). LBFLFK canola, genetically engineered to produce omega-3 LC-PUFAs, is intended to provide an additional source of EPA and DHA for use in food products, and livestock and aquaculture feed.

¹ Disarmed *Agrobacterium* is commonly used in the genetic modification of plants. Disarmed means the *Agrobacterium* is non-virulent.

1.3 The Coordinated Framework and Regulation of Biotechnology Products

On June 26, 1986, the White House Office of Science and Technology Policy issued the Coordinated Framework for the Regulation of Biotechnology (Coordinated Framework), which outlined Federal regulatory policy for ensuring the safety of biotechnology products. The primary federal agencies responsible for oversight of biotechnology products are the U.S. Department of Agriculture (USDA), the U.S. Environmental Protection Agency (U.S. EPA), and the U.S. Food and Drug Administration (FDA). On January 4, 2017, the USDA, U.S. EPA, FDA released a 2017 update to the Coordinated Framework (USDA-APHIS 2018d), and accompanying National Strategy for Modernizing the Regulatory System for Biotechnology Products (ETIPCC 2017).

USDA-APHIS is responsible for protecting animal and plant health. USDA-APHIS regulates products of biotechnology that may pose a risk to agricultural plants and agriculturally important natural resources under the authorities provided by the plant pest provisions of the Plant Protection Act (PPA), as amended (7 U.S. Code (U.S.C.) 7701–7772), and implementing regulations at 7 CFR part 340.

The purpose of U.S. EPA oversight is to protect human and environmental health. The U.S. EPA regulates pesticides, including pesticides that are produced by GE organisms, termed plant incorporated protectants, under the Federal Insecticide, Fungicide, and Rodenticide Act (FIFRA) (7 U.S.C. 136 *et seq.*). The U.S. EPA also sets tolerances (maximum limits) for pesticide residues that may remain on or in food and animal feed, or establishes an exemption from the requirement for a tolerance, under the Federal Food, Drug, and Cosmetic Act (FFDCA; 21 U.S.C. 301 *et seq.*). The USDA and FDA enforce tolerances to ensure the safety of the nation's food supply (USDA-AMS 2015; US-EPA 2018b). In addition, U.S. EPA regulates certain GE microorganisms (agricultural uses other than pesticides) under the Toxic Substances Control Act (15 U.S.C. 53 *et seq.*).

The purpose of FDA oversight is to ensure human and animal foods and drugs are safe and sanitary. The FDA regulates a wide variety of products, including human and animal foods, cosmetics, human and veterinary drugs, and human biological products under the authority of the FFDCA and Food Safety Modernization Act.

1.4 Purpose and Need for APHIS Action

APHIS regulations at 7 CFR part 340 govern the introduction (importation, interstate movement, and environmental release) of GE organisms that may pose a plant pest risk. A GE organism is considered a regulated article if the donor organism, recipient organism, vector, or vector agent used in engineering the organism belongs to one of the taxa listed in 7 CFR § 340.2, such as *Agrobacterium rhizogenes*, which was used in development of LBFLFK canola. The regulations provide that any person may submit a petition to APHIS requesting that a GE organism should not be regulated, because it is unlikely to present a plant pest risk.² As required by 7 CFR § 340.6 APHIS must respond to petitioners with a regulatory status decision. A GE organism is no longer subject to the requirements of 7 CFR part 340 or the plant pest provisions of the PPA if

² Petitioners are required (7 CFR § 340.6) to describe known and potential differences from the unmodified organism that would substantiate that the regulated article is unlikely to pose a greater plant pest risk than the unmodified organism from which it was derived.

APHIS determines through conduct of a Plant Pest Risk Assessment (PPRA) that it is unlikely to pose a plant pest risk.

As part of the evaluation of petitions for nonregulated status APHIS also conducts environmental analyses pursuant the requirements of the National Environmental Policy Act (NEPA, 42 U.S.C. § 4321 et seq.); the Council of Environmental Quality's (CEQ) NEPA-implementing regulations (40 CFR parts 1500-1508); and USDA and APHIS NEPA-implementing regulations and procedures (7 CFR part 1b, and 7 CFR part 372). APHIS has prepared this EA to consider the potential impacts of a determination of nonregulated status for LBFLFK canola on the human environment.³

1.5 Public Involvement

APHIS seeks public comment on draft EAs through notices published in the *Federal Register*. On March 6, 2012, APHIS announced in the *Federal Register* updated procedures for the way it solicits public comment on petitions for determinations of nonregulated status.⁴ Details on policy and procedures for public participation in the petition review and NEPA process are available in the *Federal Register* notice and on the APHIS website (USDA-APHIS 2018a).

1.5.1 Public Involvement for Petition 17-321-01p

On March 30, 2018 APHIS announced in the *Federal Register* that it was making BASF's petition available for public review and comment to help identify potential environmental and interrelated economic issues that APHIS should consider in evaluation of the petition. APHIS accepted written comments on the petition for a period of 60 days, until midnight May 29, 2018. At the end of the comment period APHIS had received 8 comments on the petition. Four comments from the agricultural sector and one comment from an individual were in support of BASF's petition. Three comments, two from the same individual, and one from the Center for Biological Diversity, were opposed to approval of BASF's petition. A full record of each comment received is available online at www.regulations.gov.⁵

On April 4, 2019 APHIS announced in the *Federal Register* it was making available the draft EA and PPRA for a 30-day public review and comment period.⁶ At the end of the comment period APHIS had received 2 public comments. One comment from the U.S. Canola Association was in support of approving the petition. One comment from an individual was opposed to approval of the petition. Among the comments received, no new information was presented to APHIS that

³ Human environment includes the natural and physical environment and the relationship of people with that environment. When economic or social and natural or physical environmental effects are interrelated, the NEPA analysis may address these potential impacts as well (40 CFR §1508.14).

⁴ Federal Register / Vol. 77, No. 44 / Tuesday, March 6, 2012 / Notices / p.13258: Biotechnology Regulatory Services; Changes Regarding the Solicitation of Public Comment for Petitions for Determinations of Nonregulated Status for Genetically Engineered Organisms. Available at: <http://www.gpo.gov/fdsys/pkg/FR-2012-03-06/pdf/2012-5364.pdf>

⁵ Federal Register, / Vol. 83, No. 62 / Friday, March 30, 2018 / Notices / p. 13722 - BASF Plant Science, LP; Availability of Petition for Determination of Nonregulated Status of Canola Genetically Engineered for Altered Oil Profile and Resistance to an Imidazolinone Herbicide. Available at <https://www.regulations.gov/docket?D=APHIS-2018-0014>

⁶ Federal Register / Vol. 84, No. 65 / Thursday, April 4, 2019 / Notices / p. 13243: Environmental Assessments; Availability, etc.: BASF Plant Science, LP, Canola Genetically Engineered for Altered Oil Profile and Resistance to an Imidazolinone Herbicide. Available at <https://www.regulations.gov/document?D=APHIS-2018-0014-0011>

contributed to or altered the analyses presented in the draft EA. A full record of each comment received is available online at www.regulations.gov, Docket ID: APHIS-2018-0014.

1.5.2 Issues Considered in the EA

APHIS developed a list of topics for consideration in the EA based on issues identified in public comments on the petition, prior EAs for regulated canola varieties, public comments submitted for other EAs and EISs evaluating petitions for nonregulated status, the scientific literature on agricultural biotechnology, and issues identified by APHIS specific to wild and cultivated *Brassica* species. The following topics were identified as relevant to the scope of analysis (40 CFR § 1508.25):

Agricultural Production

- Acreage and Areas of Canola Production
- Agronomic Practices and Inputs

Physical Environment

- Soils
- Water Resources
- Air Quality

Biological Resources

- Soil Biota
- Animal Communities
- Plant Communities
- Herbicide-Resistant Weeds
- Gene Flow and Weediness
- Biodiversity

Human Health Considerations

- Consumer Health and Worker Safety

Animal Health and Welfare

Socioeconomic Considerations

- Domestic Economic Environment
- International Trade

In addition, potential cumulative impacts relative to these issues are also considered, potential impacts on threatened and endangered species (T&E), as well as adherence of the proposed action to Executive Orders, and environmental laws and regulations to which the action may be subject are considered.

2 ALTERNATIVES

NEPA implementing regulations (40 C.F.R. § 1502.14) require agencies to evaluate all alternatives that appear reasonable and appropriate to the purpose and need for the Agency's action (in this case, a regulatory decision). Two alternatives are evaluated in this EA: (1) No Action, denial of the petition, which would result in the continued regulation of LBFLFK canola, and (2) a determination of nonregulated status for LBFLFK canola, approval of the petition, the Preferred Alternative.

2.1 No Action Alternative: Continuation as a Regulated Article

One of the alternatives that must be considered by APHIS is a "No Action Alternative," pursuant to CEQ regulations at 40 CFR part 1502.14. No Action in this instance means no change in regulatory status. Under the No Action Alternative APHIS would deny the petition request for nonregulated status and LBFLFK canola and progeny derived from LBFLFK canola would remain regulated articles under 7 CFR part 340. Permits issued or notifications acknowledged by APHIS would be required for the introduction of LBFLFK canola. Because APHIS concluded in its PPRA that LBFLFK canola is unlikely to pose plant pest risk (USDA-APHIS 2018b), choosing this alternative would not be an appropriate response to the petition for nonregulated status, nor satisfactorily meet the purpose and need for making a science based regulatory status decision pursuant to the requirements of 7 CFR part 340.

2.2 Preferred Alternative: Determination of Nonregulated Status for LBFLFK canola

Under this alternative LBFLFK canola and progeny derived from it would no longer be subject to APHIS regulation under 7 CFR part 340 because it was determined that, based on the scientific evidence before the Agency, LBFLFK canola is unlikely to pose a plant pest risk (USDA-APHIS 2018b). Permits issued or notifications acknowledged by APHIS would no longer be required for introductions of LBFLFK canola. This alternative best satisfies the purpose and need to respond appropriately to the petition for nonregulated status pursuant to the requirements of 7 CFR part 340.6 and the Agency's statutory authority under the PPA.

2.3 Alternatives Considered but Dismissed from Detailed Analysis

APHIS has evaluated several other alternatives for consideration in EAs for petitions for nonregulated status. APHIS considered alternatives that would entail approving a petition request in part (7 CFR § 340.6(d)(3)(i)), mandatory isolation or geographic restriction of GE and non-GE cropping systems, and requirements for testing for the presence of GE crop plants material in non-GE crops and commodities.

Based on the PPRA for LBFLFK canola (USDA-APHIS 2018b), and experience with GE and non-GE canola varieties, APHIS concluded that LBFLFK canola is unlikely to pose a plant pest risk. Thus, the imposition of testing, release, and/or isolation requirements on LBFLFK canola would be inconsistent with the Agency's statutory authority under the plant pest provisions of the PPA, implementing regulations at 7 CFR part 340, and federal regulatory policies embodied in the Coordinated Framework. Because it would be unreasonable to evaluate alternatives absent any jurisdiction to implement them, the alternatives summarized were dismissed from detailed analysis in this EA.

2.4 Summary of the No Action and Preferred Alternative Analyses

Table 2-1 presents a summary of the environmental impacts associated with the No Action Alternative and Preferred Alternative that are evaluated in the EA. Detailed analysis of the affected environment and environmental impacts is discussed in Chapter 3 and Chapter 4, respectively.

Table 2-1. Summary of Potential Impacts for the Alternatives Considered		
Analysis	No Action Alternative: Continue to Regulate LBFLFK Canola as a Plant Pest	Preferred Alternative: Approve the Petition for Nonregulated Status for LBFLFK Canola
Meets Purpose and Need	No	Yes
Unlikely to pose a plant pest risk	Addressed by the use of regulated field trials.	Determined by the plant pest risk assessment (USDA-APHIS 2018b).
Agricultural Production		
Acreage and Areas of Canola Production	Denial of the petition would have no effect on the areas or acreage utilized for canola production. Fluctuations in production areas and acreage would be relative to climate, pest and disease pressures, market demand for canola oil and meal, as well as availability of soybean oil and meal.	The potential impact of approval of the petition on the total number of U.S. acres planted to canola is difficult to determine with any degree of accuracy. Because LBFLFK canola oil, enriched in EPA and DHA, would be a new commodity, it may entail use of additional cropland for production. Market forces, grower choices, consumer preference, and demand for vegetable and fish oils rich in EPA and DHA, across all markets (i.e., feed, food, and nutraceuticals), will, in combination, determine the market share and scale of adoption of LBFLFK canola. Among these factors, consumer preference for a GE vegetable oil enriched in omega-3 fatty acids is uncertain.
Agronomic Practices and Inputs	Agronomic practices and inputs used in canola crop production would remain unchanged.	Studies evaluating the phenotypic and agronomic properties of LBFLFK canola indicate agronomic practices and inputs would be the same as for other varieties of canola (BASF 2018). As discussed above, if LBFLFK canola entails the use of additional cropland for production, there would be a commensurate increase in pesticide inputs, subject to U.S. EPA requirements.
Use of GE Canola	Approximately 90% of the U.S. canola crops are GE herbicide resistant (HR) varieties. Denial of the petition would have no effect on the planting of existing varieties of GE canola.	Approval of the petition would provide for cultivation of a GE canola with modified nutritional properties – subject to voluntary consultation with the FDA.
Physical Environment		
Soils	Agronomic practices, inputs, and other factors potentially impacting soils would be unaffected by denial of the petition. Growers will continue management	The agronomic practices and inputs are the same for both LBFLFK and existing canola varieties – potential direct and indirect impacts to soils would be unchanged.

Table 2-1. Summary of Potential Impacts for the Alternatives Considered

Analysis	No Action Alternative: Continue to Regulate LBFLFK Canola as a Plant Pest	Preferred Alternative: Approve the Petition for Nonregulated Status for LBFLFK Canola
	practices, such as crop rotation, conservation tillage, and pest and weed management strategies that maximize crop yield, preserve soil quality, and avoid soil erosion.	
Water Resources	Denial of the petition would have no effect on water resources in the United States.	Because the agronomic practices and inputs utilized for LBFLFK canola production would be no different than those currently used, sources of potential impacts on water resources, namely NPS pollutants in agricultural run-off, would not be expected to substantially differ. There are no novel impacts to water resources identified with cultivation of LBFLFK canola. The U.S. EPA provides label use restrictions and guidance for pesticides, to include imidazolinone based herbicides, that are intended to prevent impacts to surface and groundwater.
Air Quality	Emission sources, namely tillage and machinery combusting fossil fuels, and the level of emissions associated with canola production would be unaffected by denial of the petition.	Because agronomic practices and inputs would remain unchanged, no changes to emission sources (i.e., tillage, fossil fuel burning equipment, the application of fertilizers and pesticides) are expected. An increase in acreage used for LBFLFK canola production would result in a commensurate increase in NAAQS emissions, however, the probability and extent of increased acreage is highly uncertain. In general, approval of the petition is unlikely to result in a significant increase in production area and associated emissions of NAAQS pollutants.
Biological Resources		
Soil Biota	Potential impacts on soil biota would be unaffected by denial of the petition.	Commercial production of LBFLFK canola and LBFLFK hybrid crops are not expected to present any impacts to soil biota. Same or functionally similar elongase and desaturase enzymes, and the fatty acids they synthesize, are inherent to a variety of soil biota.
Animal Communities	Potential impacts on animal communities would be unaffected by denial of the petition.	Approval of the petition, and subsequent commercial production of LBFLFK canola, would not be expected to affect animal communities adjacent to or within LBFLFK canola cropping systems any differently from that of current canola cropping systems. All wildlife consume or synthesize, and are comprised of, fatty acids found in

Table 2-1. Summary of Potential Impacts for the Alternatives Considered

Analysis	No Action Alternative: Continue to Regulate LBFLFK Canola as a Plant Pest	Preferred Alternative: Approve the Petition for Nonregulated Status for LBFLFK Canola
		LBFLFK canola seed, to include the LC-PUFA EPA, and to some extent DHA. It is unlikely that LBFLFK canola seed presents any risks to wildlife. Acetohydroxyacid synthase (AHAS) enzymes are ubiquitous in plants and microbes. It is highly unlikely the modified AHAS in LBFLFK canola presents any risks to wildlife.
Plant Communities	<p>Potential impacts on plant communities would be unaffected by denial of the petition. Plants (other than crop plants) in canola fields are considered weeds as they can impact crop yield and quality. Weeds are managed using a variety of methods, including tillage and herbicides.</p> <p>The U.S. EPA regulates and determines how pesticides can be used. U.S. EPA pesticide use requirements are intended to be protective of non-target plant communities and other plants, such as those in adjacent fields.</p>	Because the agronomic practices and inputs that will be used for LBFLFK canola production are the same as for other canola varieties, potential impacts on plant communities would be the same as that for the No Action Alternative.
Gene Flow and Weediness	<p>Pollen may flow from GE canola to sexually-compatible wild relatives i.e., <i>Brassica</i> spp. The progeny of this gene flow (hybrids) could spread to other areas and lead to the establishment of additional feral hybrid populations. Because of the general ecological requirements of <i>Brassica</i> spp., the establishment of feral hybrid populations is more likely in sites that are subject to frequent disturbances. Pollen dispersal is most likely to areas 300 feet or less from pollen sources. Rarely, outcrosses may occur at distances up to 2 miles away. APHIS recognizes interspecific and intraspecific hybridization will occur, although probably at a low frequencies. Gene flow is most likely to occur among <i>B. napus</i> crops grown in adjacent areas, and <i>B. napus</i> crops and wild relative <i>B. rapa</i> species.</p>	LBFLFK canola, if grown for commercial purposes, would present the same potential risk for gene flow, specifically the propensity and frequency of gene flow, as current canola varieties. Accordingly, a determination of nonregulated status for LBFLFK canola and its progeny would not be expected to present more or less risk for gene flow to wild relative species as do current canola varieties. Based on the PPRA, APHIS concluded that it is unlikely that gene introgression from LBFLFK canola to other organisms with which it can interbreed will increase their weediness (USDA-APHIS 2019).
Biodiversity	LBFLFK canola could be grown in field trial settings under permit or notification. Because of the relatively small acreages and short periods required for field trials compared to that of commercial-scale crop	Because LBFLFK canola is agronomically the same as currently cultivated canola varieties, potential impacts on biodiversity would be the same as under the No Action Alternative.

Table 2-1. Summary of Potential Impacts for the Alternatives Considered

Analysis	No Action Alternative: Continue to Regulate LBFLFK Canola as a Plant Pest	Preferred Alternative: Approve the Petition for Nonregulated Status for LBFLFK Canola
	production, it is unlikely that LBFLFK field trials would impact biodiversity.	
Human and Animal Health		
Human Health	Denial of the petition would have no effect on human health.	Approval of the petition would provide for the use of LBFLFK canola products in the food industry. BASF states they will consult with the FDA as to the safety of food products derived from LBFLFK canola. The U.S. EPA regulation of pesticides, and worker protection standards, would be no different than that of the No Action Alternative.
Animal Health and Welfare	Denial of the petition would have no effect on animal health and welfare. LBFLFK canola would remain a regulated article and would not be available as an animal feed. Current canola based feed for livestock will remain unchanged.	LBFLFK canola oil and whole seed would provide a supplemental source of omega-3 fatty acids in the production of animal feed, to include feeds for use in the aquaculture industry. BASF states they will consult with the FDA as to the safety of feed products derived from LBFLFK canola.
Socioeconomics		
Domestic Economic Environment	Denial of the petition would have no effect on the U.S. domestic canola oil, meal, or biodiesel markets.	Approval of the petition would not be expected to present any significant impacts to domestic markets. To the extent LBFLFK canola augmented current marine sources of EPA and DHA and the oil and seed valued commodities in the food and feed industries, benefits to domestic markets would be expected. It is assumed that growers would adopt and produce LBFLFK canola commensurate with market demand for GE vegetable oil and whole seed enriched in DHA and EPA.
International Trade	Denial of the petition would have no impacts on the trade of canola commodities.	U.S. canola imports and exports would be unaffected by a determination of nonregulated status to LBFLFK canola.
Cumulative Impacts		
Agriculture, Physical and Biological Resources, Public Health, Socioeconomic	No significant cumulative impacts on agronomic practices and inputs, the acreage and areas of canola production, the physical environment and biological resources, development of pest and weed resistance, gene flow and weediness, human and animal health, domestic markets, or international trade were identified.	LBFLFK canola production would entail the use of pesticides and fertilizers, and to some extent tillage, which will contribute to potential cumulative impacts on water, soil, and air quality, as does current canola production. If total U.S. canola acreage increases due to LBFLFK canola adoption in the market, there would be a commensurate increase in the contribution of agricultural inputs (pesticides and fertilizers) as well as NAAQS emissions, relative to the amount of increased acreage. If LBFLFK canola is accepted by consumers, there may be a

Table 2-1. Summary of Potential Impacts for the Alternatives Considered

Analysis	No Action Alternative: Continue to Regulate LBFLFK Canola as a Plant Pest	Preferred Alternative: Approve the Petition for Nonregulated Status for LBFLFK Canola
		marginal increase in canola acreage, with commensurate cumulative effects on total agricultural inputs and NAAQS emissions, and the impacts these may present to water and air quality, and soil resources.
Coordinated Framework		
U.S. Regulatory Agencies	Denial of the petition would have no effect on the roles of the FDA and U.S. EPA in oversight of LBFLFK canola.	BASF intends to consult with the FDA on the food and feed safety of LBFLFK canola. BASF will petition the U.S. EPA to update the label for Beyond® herbicide to allow for field application on LBFLFK canola.
Regulatory and Policy Compliance		
ESA, CWA, CAA, SDWA, NHPA, EOs	Compliant	Compliant

3 AFFECTED ENVIRONMENT

This chapter provides an overview of those aspects of the human environment potentially affected by APHIS’ decision to either approve or deny the petition. Broadly, those aspects considered are U.S. canola production, the physical environment, biological resources, public health, animal feed, and socioeconomics. Because the introduced genes are involved in the biosynthesis of omega-3 fatty acids, the primary focus of this EA is on: (1) potential human and animal (livestock/poultry) health impacts, (2) effects on wildlife that may consume LBFLFK canola or LBFLFK canola hybrids (wild or commercial canola hybrids), and (3) gene flow and potential weediness – ecosystem level effects.

3.1 Overview of Canola Production and Uses

3.1.1 Rapeseed and Canola Cultivars

The plant common names “rapeseed” and “canola” are often used interchangeably; however, canola and rapeseed are two different crop plants (the term "rape" derives from the Latin word for turnip, rapum). Both belong to the *Brassica* genus that is within the “mustard family” of plants, which comprises plants such as kale, turnips, cabbage, and brussel sprouts, as well as plants considered to be weeds and/or wildflowers (USDA-NRCS 2016). While rapeseed and canola are of the same genus and species, *Brassica napus* L., they are distinct cultivars, distinguished by the chemical composition of their seed oil (described in the following section).

Taxonomic experts offer a range of opinions, although the genus *Brassica* is typically divided into about 19 species (USDA-NRCS 2016; ITS 2017). The taxonomic relationship and common names used for these plants is summarized in Table 3-1. Rapeseed is the traditional name for *Brassica* oilseed crops and is still used worldwide. Rapeseed may also be referred to as rape, oilseed rape, rapa, and rappi, as well as canola in some cases (USDA-NRCS 2016).

Scientific Name	Common Name
<i>Brassica napus</i> L.	rapeseed, rape, rape, oilseed rape, rapa, rappi
<i>Brassica napus</i> L. subsp. <i>napus</i>	Argentine canola, canola, colza, oilseed rape, and rape
<i>Brassica napus</i> L. subsp. <i>napus</i> forma <i>napus</i>	Swede rape, winter rape
<i>Brassica napus</i> L. subsp. <i>napus</i> forma <i>annua</i>	annual rape, summer rape
<i>Brassica napus</i> L. subsp. <i>rapifera</i>	rutabaga, Swedish turnip

Source: (Wiersema and León 2013)

Rapeseed was cultivated in India well over 2000 years ago, spreading to China and Japan around 1000 years ago, with cultivation in Europe beginning around the 13th century (OECD 2012). In North America, cultivation of canola for vegetable oil and animal feed began in Canada in the 1950s, with economically significant U.S. production beginning the 1990s.

3.1.2 Canola

Canola is a particular variety of *Brassica* derived from the traditional (non-GE) breeding of *B. napus*, *B. rapa*, and *B. juncea*. This was done to reduce the levels of two types of nutritionally undesirable compounds that can occur in *Brassica* spp., erucic acid and glucosinolates. Animal feeding studies examining the nutritional quality of rapeseed during the 1950s to the 1970s

indicated that erucic acid was one of several fatty acids that are poorly metabolized by animals (Sauer and Kramer 1983), and if fed in large quantities was associated with heart disease (myocardial lipidosis) in animals (Sauer and Kramer 1983). In addition, most plants among the order Brassicales produce sulphur-containing compounds called glucosinolates, which are also undesirable in animal feed.⁷ While there are about 250 forms of glucosinolates that are produced by plants across 16 families of the order Brassicales, only about 20 glucosinolates are commonly found in *Brassica* spp. (OECD 2012). A single *Brassica* species will often contain about four types of glucosinolates, although some may contain as many as 15 different glucosinolates. Glucosinolates occur in varying amounts in all tissues of the plant, and are one of the sources of the distinct flavor of many brassicaceous vegetables (e.g., cabbage, kale, collards) (OECD 2012). High levels of glucosinolates can lower the value of rapeseed meal as animal feed, as many animals find the taste of glucosinolates unpleasant, leading to a reduced feed intake (Khajali and Slominski 2012). Very high levels of glucosinolates in animal feed have been associated with reduced growth rates in livestock and poultry (EFSA 2008; Khajali and Slominski 2012).

Historically, due to high levels of erucic acid and glucosinolates, rapeseed was not widely used as a food or animal feed crop in North America (Lin et al. 2013; CFIA 2016). During the 1960s, plant breeders, using traditional breeding, began developing low-erucic acid *B. napus*, *B. rapa*, and *B. juncea* varieties that also had low glucosinolate content (Lin et al. 2013; CFIA 2016). This was in response to research findings that indicated the nutritional value of rapeseed oil could be improved if the erucic acid and glucosinolate levels could be reduced (Sauer and Kramer 1983; Lin et al. 2013; CFIA 2016). In 1978, the Western Canadian Oilseed Crushers Association registered low-erucic acid (LEAR) varieties with the name "canola," which is a blending of the words Canadian Oilseed. LEAR varieties of *B. napus*, *B. rapa*, and *B. juncea* are commonly referred to as "0-rapeseed," or "low-rapeseed." Those varieties that are both low in erucic acid and glucosinolates are called "00-rapeseed" or "double-low rapeseed." The latter is the most common variety used today for the production of canola oil for human consumption and canola meal for animal feed. The term "canola" is used to indicate a 00-rapeseed variety. The present definition of canola is an oil that must contain less than 2% erucic acid and the solid component of the seed must contain less than 30 micromoles per gram of any one or any mixture of 3-butenyl glucosinolate, 4-pentenyl glucosinolate, 2-hydroxy-3 butenyl glucosinolate, and 2-hydroxy-4-pentenyl glucosinolate per gram of air-dry, oil free solid. This standard is approximately 18 micromoles per gram of seed on an air-dry basis.⁸

In North America, canola refers to the variety used for food oil and meal, whereas rapeseed refers to the variety used for industrial oils. In other parts of the world, the term "rapeseed" may be used when referring to food grade canola. In this EA, the terms rapeseed and canola will be used interchangeably when referencing global statistics and other information, consistent with the use of "rapeseed" outside of North America.

3.1.2.1 Canola and Rapeseed Oil

Food use

⁷ It is not glucosinolates themselves that are directly undesirable in animal feeds. It is some of the breakdown products that are produced by the enzymatic action of a group of enzymes called β -thioglucosidases (myrosinases).

⁸ International Consultative Group of Research on Rapeseed:

<http://gcirc.org/fileadmin/documents/Bulletins/B20/B20%2018Glucosinolate%20Levels.pdf>

Canola oil is the third largest source of vegetable oil in the world after soybean and palm oil (USDA-ERS 2016c), used for frying and as an ingredient in salad dressings, margarine, baked goods, and a variety of other food products. Canola oil appeals to certain consumers because it has no cholesterol, is low in saturated fat, and is a good source of monounsaturated fats.

Industrial Use

Generally, “industrial rapeseed” refers to high-erucic acid rapeseed (HEAR) oil, which has a erucic acid content of at least 45% in the seed oil. A small amount of HEAR oil is produced in the United States, used for a variety of purposes ranging from lubricants, hydraulic fluids, and penetrating oils to fuel, soap stock, and paints. HEAR oil is biodegradable and is used in applications requiring high heat stability where the risk of oil leaking into waterways or ground water is significant (USDA-ERS 2016a). In the United States, HEAR is grown under contract and is not introduced to the regular grain handling system (USDA-ERS 2016c).

Canola and rapeseed oil are also used for biodiesel production. In the United States, canola oil contribution to biodiesel production increased from 246 million pounds in 2011 to 1.1 billion pounds in 2016. It has been the third largest biodiesel source since 2014, and is expected to remain as such, behind soybean and corn oil (EIA 2017b). Biodiesel demand in the United States is driven primarily by the renewable fuel standards (Schwab et al. 2016), which were created by Congress in an effort to reduce greenhouse gas emissions, expand the United States renewable fuels resources, reduce reliance on imported oil, and reduce air pollution.

Unlike the United States, the majority of European cars and trucks run on diesel fuel, and in Europe, rapeseed is the most common plant stock for biodiesel production (Carré and Pouzet 2014). Currently, about 68% of European biodiesel production is derived from rapeseed, 15% from soybean and 6% from palm oil (EBIA 2017). With increasing biofuel mandates, industrial use of rapeseed oil has increased rapidly in the European Union (EU) from 4.2 million metric tons in 2000 to 10.2 million in 2015 (IndexMundi 2017).

3.1.2.2 Canola Meal

Canola meal is used extensively for animal feed and is second only to soybean meal as a source of protein meal. Because canola meal has a lower protein content than soybean meal (34-38% versus 44-49%), it is primarily used as feed for animals that do not have high energy or lysine (a type of essential amino acid) requirements, such as cattle, swine, and poultry (USDA-ERS 2016c).

3.2 Acreage and Areas of Canola Production

3.2.1 Global Production

Global canola/rapeseed⁹ production has grown rapidly over the past 40 years rising from the sixth to the second largest oilseed crop in the world (Figure 3-1). Current seed production is around 73 million metric tons, following soybeans at around 349 million metric tons (USDA-FAS 2017). Global canola oil production was 28.4 million metric tons, accounting for

⁹ Canola is called rapeseed in many countries, hence usage of the word rapeseed when referring to global markets. The term canola is used in the United States, Canada, and Australia.

approximately 15% of global vegetable oil production. Global production of meal was 40.1 million metric tons, about 11% of all protein meals (Table 3-2).

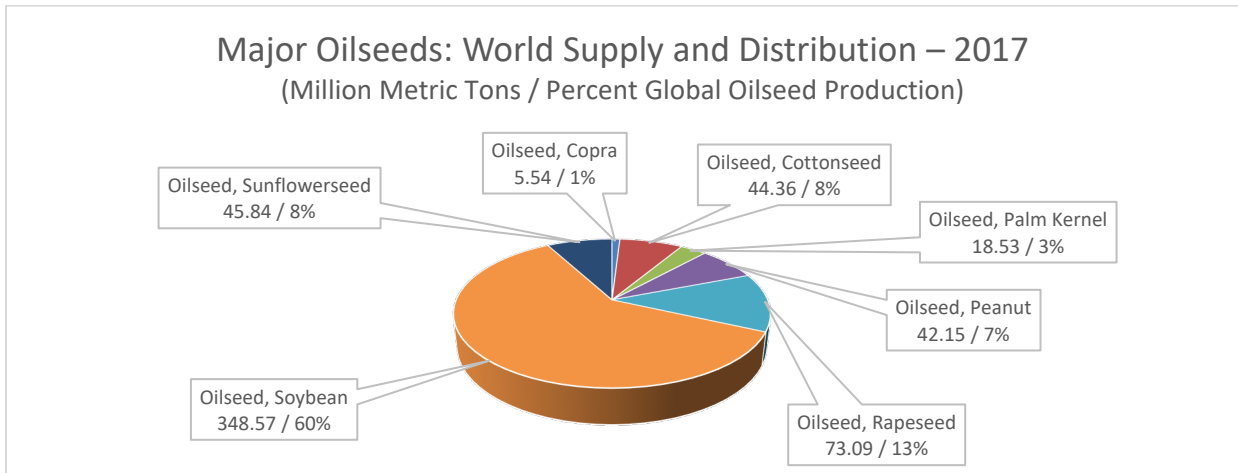


Figure 3-1. Global Oilseed Production by Source – 2017

Source: (USDA-FAS 2017)

Note: Rapeseed in reference to global production includes canola

The majority of production occurs in the EU, China, and Canada. U.S. canola production is relatively low compared with global output (~73 million metric tons), with U.S. canola seed production at 1.4 million metric tons during 2017, comprising about 2% of the global supply.

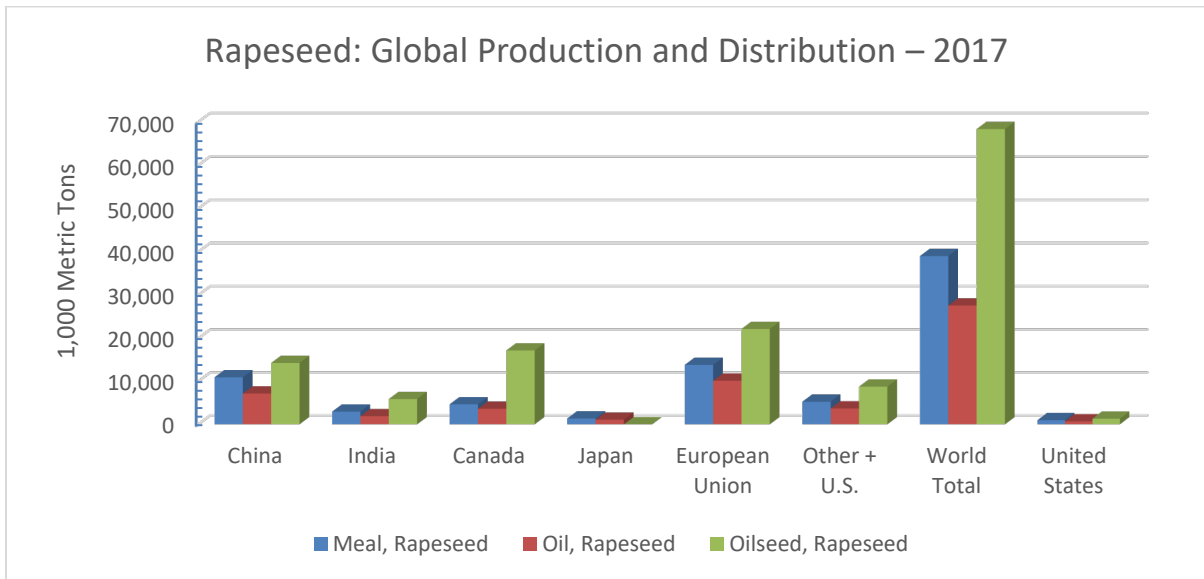


Figure 3-2. Global Production of Rapeseed – 2017

Source: (USDA-FAS 2017)

Note: Rapeseed in reference to global production includes canola

Table 3-2. Rapeseed and Products: World Supply and Distribution – 2017			
	Meal	Oil	Oilseed
		<i>Thousand Metric Tons</i>	
China	10,236	6,745	13,100
India	3,350	2,100	6,500
Canada	5,200	4,020	21,500
Japan	1,360	1,075	4
European Union	14,250	10,450	22,100
Other + United States	5,655	3,964	9,887
World Total	40,051	28,354	73,091

Source: (USDA-FAS 2017)

3.2.2 U.S. Production: Conventional, GE, and Organic Canola

While the U.S. share of global canola production remains small, demand has increased, due in part to the fatty acid profile of canola oil – it contains no cholesterol, is low in saturated fats, and relatively high in monounsaturated and polyunsaturated fats. As of 2012 (latest census data) there were 3,995 canola farms across 34 states (USDA-NASS 2014b). From 1991 to 2017, harvested canola acreage in the United States increased by about 1.8 million acres (Figure 3-3). Yields have also steadily increased, from 1,300 lbs/acre in 1991/92 to 1,558 lbs/acre in 2017. In 2017, canola crops comprised around 2.0 million acres (USDA-NASS 2018a).

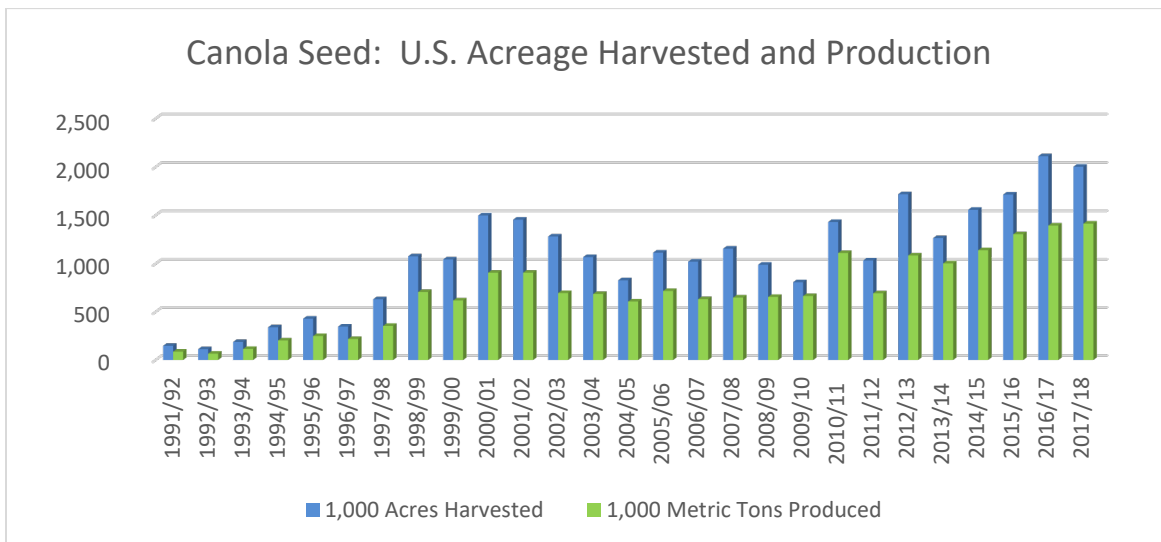


Figure 3-3. Harvested Canola Acreage and Production in the United States, 1991 – 2018

For oilseeds, the U.S. marketing year begins June 1 for canola (rapeseed), and September 1 for soybeans and sunflower seed. Dates given in dual year format (e.g., 1991/92) indicate the marketing year. Data for 2017/18 is estimated.

Source: (USDA-NASS 2016, 2018a)

While canola is produced in many states approximately 90% of U.S. production occurs in North Dakota (Figure 3-4). This is in part because canola is a cool season crop, with an optimal

temperature for growth and development between 54° F and 86° F. Primary canola producing states are listed in Table 3-3.

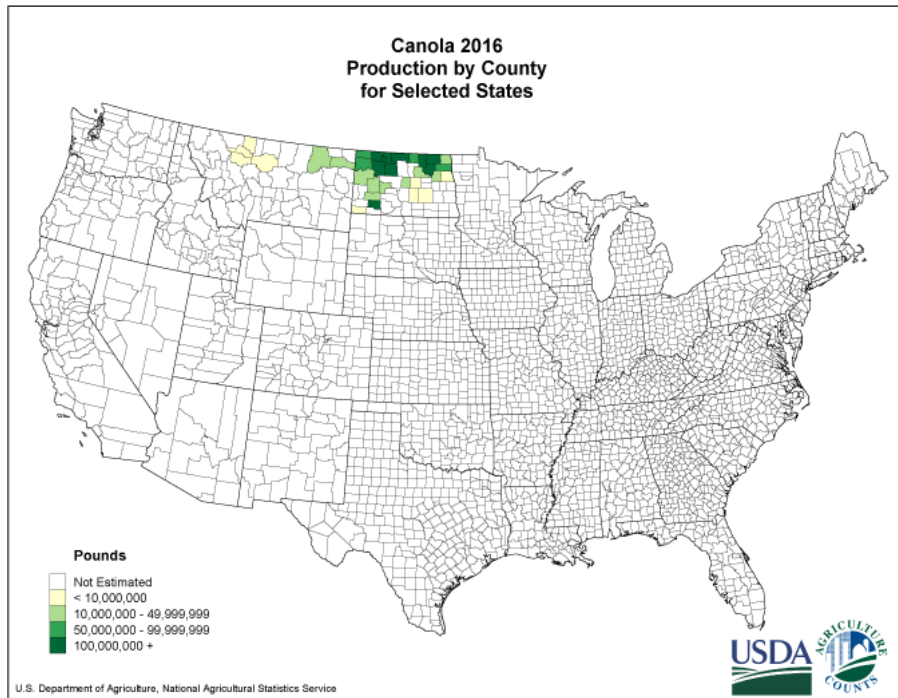


Figure 3-4. Primary Areas of Canola Production in the Contiguous United States

Source: (USDA-NASS 2018b)

Table 3-3. U.S. Canola Area Planted, Harvested, and Production – 2017			
State	Area planted	Area harvested	Production
	(1,000 acres)		(1,000 pounds)
North Dakota	1,590	1,560	2,542,800
Oklahoma	160	140	191,800
Montana	155	137	119,190
Washington	55	54	86,400
Idaho	23	22	34,565
Minnesota	36	35	70,725
Oregon	8	7	11,160
Other States	ND	ND	ND
U.S. Total	2,077	2,002	3,118,680

Source: (USDA-NASS 2018a)

3.2.2.1 Conventional Canola

Approximately 90% of the U.S. and Canadian canola crops are GE herbicide resistant (HR) varieties (Fernandez-Cornejo et al. 2016). However, there are several conventional cultivars produced in the United States, which have been bred for cultivation in specific areas such as the Pacific Northwest, Great Plains, and Southeast (see overview by Brown et al. (2008)).

3.2.2.2 GE Canola in the United States

In the United States, there are currently four types of HR canola varieties in production; imidazolinone-resistant (Clearfield®), sulfonyleurea-resistant (SU canola), glyphosate-resistant (Roundup Ready®), and glufosinate-resistant (LibertyLink®). Among these, only the glyphosate and glufosinate varieties were genetically engineered, the imidazolinone- and sulfonyleurea-resistant varieties were developed using conventional breeding techniques.

As for the GE varieties: APHIS has issued determinations of nonregulated status for 11 varieties of GE canola (Table 3-4). Most are either resistant to glyphosate or glufosinate. Two have modified seed oil properties, petition 94-090-01p and 17-236-01p.

Petition	Petitioner	Petition Subject	GE Trait	Date of Determination
94-090-01p	Calgene	pCGN3828-212/86-18 and pCGN3828-212/86-23	Laurate production	10/31/1994
97-205-01p	AgrEvo (Bayer CropScience)	T45	Phosphinothricin (glufosinate) tolerant *	1/29/1998
01-206-02p (Extension of 97-205-01p)	Aventis	Topas 19/2	Phosphinothricin (glufosinate) Tolerant & Pollination Control	1/23/2002
98-278-01p	AgrEvo (Bayer CropScience)	MS8 and RF3	Phosphinothricin (glufosinate) Tolerant and pollination control	1/22/1999
01-206-01p (Extension of 98-278-01p)	Aventis	MS1, RF1, RF2	Phosphinothricin (glufosinate) Tolerant	1/23/2002
98-216-01p	Monsanto	RT73	Glyphosate tolerant	1/27/1999
01-324-01p (Extension of 98-216-01p)	Monsanto	GT2000	Glyphosate tolerant	1/2/2003
11-188-01p	Monsanto	MON 88302	Glyphosate tolerant	9/25/2013
11-063-01p	Pioneer	73496	Glyphosate tolerant	7/18/2013
16-235-01p (Extension of 98-278-01p)	Bayer	MS11 Canola	Male Sterile, Glufosinate-Ammonium Resistant	7/26/2017
17-236-01p	Nuseed America	DHA Canola	Altered Oil Profile	8/27/2018

Source: (USDA-APHIS 2018c)

*Herbicides that contain glufosinate (also referred to as Phosphinothricin) or glyphosate may be sold under several product names.

Imidazolinone Resistant Crops

Herbicide-resistant crops have been developed using (1) chemical or radiation based mutagenesis, (2) breeding with plants inherently (naturally) resistant, or (3) by genetic engineering. Chemical mutagenesis is a process where genetic mutations are created by chemical treatment and those mutations conferring resistance to an herbicide mode of action (MOA) are selected for using conventional breeding methods (Vencill et al. 2012). Chemical mutagenesis has been used to develop several commercial crops resistant to imidazolinones; these are imidazolinone-resistant corn (*Zea mays* L), wheat (*Triticum aestivum* L), and rice (*Oryza sativa* L). There is also a commercial variety of common sunflower (non-GE) (*Helianthus annuus* L) that is imidazolinone resistant. This varietal was discovered in a soybean field near Rossville, Kansas, USA, and developed using conventional breeding methods (Tan et al. 2005). Another example of developing a crop from an inherently resistant wild relative is triazine-resistant canola, developed by crossbreeding an inherently resistant birdsrape mustard (*Brassica rapa* L.) with domesticated canola (*Brassic napa* L.) (Hall et al. 1996). BASF's LBFLFK canola is the first genetically engineered imidazolinone resistant canola to be developed.

Imidazolinone crops are based on herbicides that inhibit acetolactate synthase (ALS), an enzyme involved in the biosynthesis of the essential amino acids valine, leucine, and isoleucine. ALS inhibiting herbicides were discovered in the mid-1970s and are widely used (Green and Owen 2011). More than 50 different ALS-inhibiting herbicides from five different chemical classes (sulfonylureas, imidazolinones, triazolopyrimidines, pyrimidinylthiobenzoates, and sulfonylamino-carbonyl-triazolinones) are commercially available (Green and Owen 2011). ALS herbicides can provide foliar and soil residual activity for control of grass and broadleaf weeds at low application rates (Green and Owen 2011).

3.2.2.3 Organic Canola Production

Currently, organic canola production in the United States is limited, comprising a small portion of U.S. production. As of 2016 (latest organic census data) there were only 4 USDA certified organic canola farms in the United States; 2 in Pennsylvania, 1 in Indiana, and 1 in Iowa (USDA-NASS 2017a). Total production from these farms totaled 305,000 lbs of seed: This, compared to about 3.1 billion pounds of harvested conventional and GE canola seed (USDA-NASS 2017c). Organic sales data has been withheld over the last several years to avoid disclosing data for individual farms (USDA-NASS 2017c).

While organic canola production is limited, niche operations for provision of “Non-GMO” verified canola oil and organic livestock feed are emerging (Vann 2017; Non-GMO-Project 2018). Organic and Non-GMO canola production is further discussed in Section 3.8 – Socioeconomics.

3.3 Canola Agronomic Practices and Inputs

U.S. canola producers use a variety of practices and inputs to achieve optimum product quality and reduce yield losses to weeds, pests, and disease. These include crop rotation, crop monitoring, tillage, and pesticides. Those practices and inputs associated with U.S. canola production that can potentially present environmental and human health risks are summarized below.

3.3.1 Tillage

Tillage is primarily used to control weeds and soil-borne pests and disease, and prepare the seedbed. Tillage types are commonly classified as conventional, reduced, and conservation tillage (to include no-till), which are characterized in part by the amount of plant residue left on the field after harvest and the degree of soil disturbance they cause (Harper 2017). Conventional tillage involves intensive plowing leaving less than 15% crop residue in the field; reduced tillage leaves 15 to 30% crop residue; and conservation tillage involves leaving at least 30% crop residue (USDA-ERS 2000).

Conservation tillage systems are the least intensive and, as the name implies, aim to improve or maintain soil quality and conserve topsoil (Fernandez-Cornejo et al. 2012; Roth 2015). Conservation tillage provides a variety of agronomic and environmental benefits, such as reduction in fuel use/costs due to fewer tillage passes over the field, preservation of soil organic matter, and reductions in soil erosion and water pollution (Fernandez-Cornejo et al. 2012; Roth 2015). No-till systems leave all crop residue on the field, unless those residues are removed for other reasons such as biomass production (USDA-ERS 2000).

For U.S. canola production, conservation tillage and no-till are most commonly used (Gusta et al. 2011; Awada et al. 2014). Tillage practices in North Dakota are estimated to comprise around 75% no-till and 25% conventional till (S&T 2010). A survey of 571 GE canola farmers in Canada found that, likewise, many producers have moved to minimum or zero-tillage operations (Gusta et al. 2011), with more than half of those surveyed indicating they no longer use tillage in their cropping system.

3.3.2 Agronomic Inputs

3.3.2.1 Fertilizers

Fertilizers are necessary for good yield and product quality in some areas, but can present issues when run-off carries nutrients into surface waters such as rivers and lakes. Canola producers commonly apply nitrogen (N), phosphorus (P), sulfur (S), and potassium (K) before or at planting. Canola N, P, and K requirements are similar to those of small grains, although canola's S requirements are higher than most crops (Franzen and Lukach 2016). Fertilizer application rates will vary depending on the region, inherent soil characteristics, and the potential yield per acre of a given canola cultivar; the higher the yield potential, the greater the need for sufficient nutrients. For instance, the yield potential of winter canola is higher than spring canola, so soil fertility requirements are higher (KSU 2012).

3.3.2.2 Insecticides and Fungicides

Canola is subject to damage by a variety of insects through all stages of development with several species (i.e., beetles, moth larvae, midges) potentially feeding on the seeds, roots, stalk, leaf, or seed pod. In North America, the crucifer flea beetle (*Phyllotreta cruciferae*) and striped flea beetle (*Phyllotreta striolata*) are the most significant insect pests (NDSU 2011; KSU 2012). Other insects that feed on canola include stinkbugs, cutworms, diamondback moths, root maggots, aphids, armyworms, and grasshoppers (Armstrong et al. 2012; Saroka et al. 2015; Alahakoon et al. 2016; Sekulic and Rempel 2016). Important canola diseases include the fungal diseases blackleg (*Leptosphaeria maculans*) and sclerotinia stem rot (*Sclerotinia sclerotiorum*), and the protist disease clubfoot (*Plasmodiophora brassicae*) (NDSU 2011).

In many regions where canola is grown it is economically beneficial to use seeds treated with insecticides to prevent flea beetle damage, and fungicides to help control seed-borne blackleg disease, sclerotinia stem rot, and damping-off (wirestem) (Brown et al. 2008). Fungicidal crop protection products containing strobilurin, cyazofamid, and triazole are commonly used to control plant disease in canola. Strobilurin fungicides are used to control pathogenic fungi such as mildews, molds, and rusts (US-EPA 2016a). Triazole products such as ipconazole and metconazole are also used as soil and foliar fungicides (US-EPA 2004, 2014, 2015d).

Neonicotinoid insecticides (NNI) are nicotine-based compounds that are applied to seeds or soils which provide extended protection to crops during the early growth stages (Douglas and Tooker 2015; Sekulic and Rempel 2016). Due to their efficacy in the protection against major insect pests, such as flea beetles, NNI seed treatments are commonly used in canola production in Western Canada (Sekulic and Rempel 2016) and there is an increased use in the United States since 2003 (Douglas and Tooker 2015). The use of NNI can reduce the number of foliar insecticide applications required each season. In general, foliar applications are at much greater per-acre application rates and may pose more hazards to non-target organisms than soil or seed treatments (Sekulic and Rempel 2016).

There is, however, some evidence that NNIs can adversely affect certain sensitive bird species (Gibbons et al. 2015), particularly smaller species such as house sparrows (*Passer domesticus*) and canaries (*Serinus canaria*). The U.S. EPA reported that the NNI clothianidin, when used to treat canola, could reduce the survival of certain small birds (DeCant and Barrett 2010; Gibbons et al. 2015). A review by Mineau and Palmer suggests that the risks of acute intoxication with imidacloprid (also a NNI) applied on oilseeds or cereals are such that birds need only ingest a small amount of treated seeds (Mineau and Palmer 2013). Incidents of bird poisoning by imidacloprid-treated seed have been documented, suggesting that NNI treated seeds can present risks to certain avian species (Gibbons et al. 2015).

NNIs are also potentially harmful to pollinator species such as honey bees (Douglas and Tooker 2015; Sekulic and Rempel 2016). In June 2014, the White House issued a memorandum establishing a Pollinator Health Task Force, co-chaired by the USDA and the U.S. EPA, to create a National Pollinator Health Strategy that promotes the health of honey bees and other pollinators, such as birds, bats, butterflies, and insects. In January 2017, the U.S. EPA issued preliminary pollinator-only risk assessments for the neonicotinoid insecticides clothianidin, thiamethoxam, and dinotefuran and an update to its preliminary risk assessment for imidacloprid (US-EPA 2017h). The U.S. EPA also issued a final policy that describes methods for addressing acute risks to bees from pesticides (US-EPA 2017g). Applications of acutely toxic pesticides would be prohibited under certain conditions when bees are most likely to be present. While the restrictions focus on managed bees, the U.S. EPA believes that these measures will also protect native bees and other pollinators that are in and around treatment areas. New label language is expected to protect managed bees under contract to provide crop pollination services.

3.3.2.3 Herbicides

Weeds and Weed Management

Weed management is essential for obtaining optimal yield and net returns in canola production (CCoC 2016a). Weeds are highly competitive and use up resources – soil moisture, nutrients,

access to sunlight – that would otherwise be available to the crop. Yield loss from weeds can be significant. Weeds can also:

- increase insect and disease damage in crops by serving as hosts for pests and pathogens;
- reduce soil moisture and structure as a result of increased tillage needed to kill weeds prior to seeding;
- increase dockage with higher cleaning and transportation costs; and
- result in contamination resulting in reduced grades and quality from similar inseparable size and shape weed seeds (cleavers, for example).

The most common weeds in the major canola production areas of North Dakota include those listed in Table 3-5.

Table 3-5. Agricultural Weeds in North Dakota		
barnyardgrass	mallow, common	quackgrass
buckwheat, wild	marshelder	ragweed, common
cocklebur, common	mustard, wild	smartweed, annual
foxtail, green	mustard, annual	sunflower
foxtail, yellow	nightshade, black	thistle, Canada
horseweed (marestail)	nightshade, hairy	thistle, Russian
kochia	pigweed, redroot	volunteer cereals (wheat, barley)
lambsquarters	pigweed/waterhemp	wild oat
lanceleaf sage	prickly lettuce	wormwood, biennial

Source: (NDSU 2011)

A combination of preventive, cultural, mechanical, biological, and chemical methods are recommended for effective weed management. The coordinated use of these methods is termed integrated weed management (IWM). Because herbicides are highly effective, economical, and convenient, they remain the most commonly used among management tools. In the United States, herbicides accounted for 57% of all pesticide uses, and 58% of pesticide expenditures. Farmers spent around \$5.1 billion on herbicides in 2012 (Atwood and Paisley-Jones 2017). One of the advantages of herbicides is that they allow crops to be planted with less tillage (Lingenfelter 2018), which helps to reduce soil erosion and agricultural run-off (see 3.4.2 – Water Resources). Without herbicide use, no-till agriculture is not possible. Herbicides registered by the U.S. EPA for use on canola are summarized in Table 3-6.

Table 3-6. U.S. EPA Registered Herbicides for Use on Canola			
Herbicide (Trade Name)	Application	Weeds	Mode of Action
Ethalfuralin (Sonalan®)	Preplant incorporated	Annual broadleaf, foxtail, barnyard grass	Microtubule inhibitor
Trifluralin (Treflan™)	Preplant incorporated	Annual broadleaf, foxtail, barnyard grass	Microtubule inhibitor
Clopyralid (Stinger®)	Foliar spray at 2 to 6 leaf stage	Annual and perennial broadleaf	Synthetic auxins (plant growth hormone)
Quizalofop (Assure® II)	Foliar spray	Annual grasses	Inhibition of acetyl CoA carboxylase (ACCase)

Herbicide (Trade Name)	Application	Weeds	Mode of Action
Sethoxydim (Poast®)	Foliar spray	Annual grasses	Inhibition of acetyl CoA carboxylase (ACCase)
Clethodim (Select®)	Foliar prior to bolting	Annual grasses	Inhibition of acetyl CoA carboxylase (ACCase)
Glufosinate - for LibertyLink® Cultivars	Foliar until early plant bolting	Annual broadleaf and grasses	Glutamine synthase inhibitor
Glyphosate - for RoundupReady® cultivars	Foliar from seed emergence to plant bolting	Annual broadleaf and grasses	EPSP synthase inhibitor
Imazamox (Beyond®) - for imazamox tolerant cultivars	Apply foliar from seedling emergence to full bloom	Many annual broadleaves and grasses	Inhibition of acetolactate synthase ALS (acetohydroxyacid synthase AHAS)

Source: (Brown et al. 2008)

Herbicide Resistant Weed Development and Management

The development of herbicide resistant (HR) weed populations is an important, costly, and a primary concern for U.S. crop producers, as well as farmers abroad. The development of HR weeds is not a recent phenomenon nor is it unique to GE crops. HR weed populations have been emerging since the advent and widespread use of chemical herbicides in the 1950s. As of 2017, forty eight states report the presence of HR weed populations. Currently, there are 82 reported HR weed species in the United States. Because many of these HR weeds are resistant to more than one herbicide mode of action (MOA), there are 160 unique cases of HR weeds (weed species x MOA). Weed species resistant to multiple herbicide MOAs are becoming more widespread and diverse. As of 2017, there were 52 species resistant to 2 MOAs, 18 species resistant to 3 MOAs, and 9 species to 4 MOAs.

Weeds can be inherently (naturally) resistant to an herbicide active ingredient (a.i.), or rather, its MOA (Owen 2011; Owen 2012; Vencill et al. 2012). Weed populations can also develop “evolved” resistance to an herbicide a.i., adaptation of the weed to an external chemical stressor via mutation. HR weed populations naturally emerge in fields when the resistant individuals survive and reproduce after repeated exposure to an herbicide a.i./MOA, passing the inherent (non-GE) HR trait on to their progeny. Over time this lack of “herbicide diversity,” repetitive use of an herbicide a.i./MOA, can result in the development of HR weed populations. Further complicating this issue is the fact that certain weeds can develop resistance to not just one, but two or more herbicide a.i./MOAs. When HR weeds are present, weed control practices that once worked can begin to fail. Over-reliance on herbicides for weed control and issues with development of HR weed populations has sparked debate on how to best incorporate herbicides into sustainable cropping systems (Mortensen et al. 2012; Vencill et al. 2012; Duke 2015).

In terms of evolved resistance, an herbicide a.i. can promote the evolution of resistance mechanisms that are either involved in the herbicide MOA (target site resistance), or not (non-target site resistance) (Rey-Caballero et al. 2017). These types of evolved resistance emerge from mutations in genes/proteins involved the herbicide MOA – target site resistance (e.g, (Yang et al. 2016)) or mutations that confer resistance to the herbicide a.i. (e.g., (Yang et al. 2016; Rey-

Caballero et al. 2017)). For example, certain non-target based resistance is the result of the weeds ability to rapidly metabolize the herbicide a.i. (Christopher et al. 1991). It should be noted that these are adaptive responses, mutations in the weed genome, these are not the result of gene flow from GE crop plants to weeds. APHIS is not aware of any GE HR trait being passed from a GE crop plant to a non-crop plant, resulting in the establishment of an HR weed population.

Fundamentally, overreliance and repeated use of an herbicide with a single herbicide MOA can place significant selection pressure on weed populations. When only one herbicide MOA is consistently used year after year as the primary means of weed control, the weed population selected will be for those inherently resistant to the herbicide MOA, or those that have evolved resistance. This type of selection pressure has resulted in the emergence of numerous HR weed populations in the United States, and worldwide (Wilson et al. 2009; Shaw et al. 2011; Vencill et al. 2012).

HR Weeds in Canola

While development and management of HR weed populations are a concern for many crop producers, to date, HR weeds in canola have not emerged as a significant issue in the United States. No HR weeds have been reported for canola crops in North Dakota or Oklahoma, and only one (green foxtail) has been reported in Montana – the major canola producing states (Table 3-3). A biotype of green foxtail was found resistant to ACCase inhibitors, reported in 2005. In brief, during the last 30 years, the only reports for U.S. canola crops have been those listed in Table 3-7. However, HR biotypes of green foxtail, wild oat, wild mustard, false cleavers, field pennycress, and kochia have been reported in neighboring canola croplands in Canada (Heap 2017) .

Table 3-7. Herbicide Resistant Weeds in Canola – United States				
Latin Name	Common Name	State	Year	Mode of Action
<i>Lolium perenne ssp. multiflorum</i>	Italian Ryegrass	Georgia	1995	ACCcase inhibitors (A/1)
<i>Lactuca serriola</i>	Prickly Lettuce	Idaho	1987	ALS inhibitors (B/2)
<i>Lolium perenne ssp. multiflorum</i>	Italian Ryegrass	Idaho	1991	ACCcase inhibitors (A/1)
	Mayweed	Idaho	1997	ALS inhibitors (B/2)
<i>Anthemis cotula</i>	Chamomile			
<i>Lolium perenne ssp. multiflorum</i>	Italian Ryegrass	Idaho	2005	Multiple Resistance: 3 Sites of Action
		Idaho		ACCcase inhibitors (A/1)
		Idaho		ALS inhibitors (B/2)
		Idaho		Long chain fatty acid inhibitors (K3/15)
<i>Setaria viridis</i>	Green Foxtail	Montana	2005	ACCcase inhibitors (A/1)

Source: (Heap 2017)

ALS Inhibitor Resistance

LBFLFK canola was developed with resistance to imidazolinone based herbicides, the mode of action of which is acetolactate synthase (ALS) inhibition. ALS inhibitor herbicides interfere with the synthesis of the amino acids valine, leucine, and isoleucine. Relative to other herbicide MOAs, ALS based herbicides have a high number of resistant weed species. In the United States, there are 47 weed species resistant to ALS inhibitors, distributed across almost all states. Some

of these, such as Italian ryegrass, kochia, and common ragweed, are resistant to 2 or more herbicide MOAs. While ALS inhibitor weed resistance has not emerged as a significant issue in canola, there are more weed species that are resistant to ALS-inhibiting herbicides than to any other herbicide group (Tranel and Wright 2002). HR weeds are most common among ALS inhibitors because (1) it is well recognized this particular MOA exerts strong selection for resistant weed populations, primarily through ALS enzyme mutations (Tranel and Wright 2002), and (2) they are among the most commonly used herbicides.

Table 3-8 summarizes resistant weeds in the primary canola production areas of North Dakota, Oklahoma, and Montana. As evident, numerous weed populations are resistant to ALS inhibitors, with significantly fewer resistant to mitotic inhibitors, growth regulators, and photosystem II inhibitors. There are 34 other states with commercial canola farms (USDA-NASS 2014b). Each of these other states will likewise have populations of HR weeds unique to the area, and particular type of crop production system.

Table 3-8. Herbicide Resistant Weeds in Major Canola Producing States						
	ACCase inhibitors	ALS inhibitors	Mitotic inhibitors	Growth regulators	Photosystem II inhibitors	EPSPS inhibitor (glyphosate)
HR Weed	Mode of Action					
North Dakota						
Wild Oat *	X	X				
Green Foxtail	X		X			
Kochia *		X		X	X	X
Waterhemp *		X				X
Common ragweed *		X				X
Marshelder		X				
Wild mustard		X				
Black nightshade		X				
Redroot pigweed						
Horseweed						X
Lambsquarters						X
Montana						
Russian-thistle		X				X
Kochia *		X		X		X
Wild Oat *	X	X				
Persian Darnel	X					
Green Foxtail	X					
Horseweed						X
Downy Brome		X				
Oklahoma						
Kochia		X				X
Common cocklebur		X				
Tall Waterhemp		X				
Rye Brome		X				
Horseweed						X

Tall Waterhemp	X
Palmer Amaranth	X

Source: (Heap 2017)

* Denotes multiple resistance – weeds resistant to two or more herbicide modes of action.

HR Weeds – Environmental Concerns and Management

HR weeds are more of an agronomic than ecological concern, however, HR weed populations can present environmental risks when herbicide use or/and tillage is increased for their control, namely through potential increased soil erosion and runoff of non-point source pollutants (e.g., sediments, pesticides). Strategies for managing and avoiding the development of HR weed populations in U.S. agriculture are steadily being refined. Crop producers are advised to, and are implementing, IWM strategies to address development of HR weeds, practices recommended by the crop protection and seed industries, the USDA, university extension services, the U.S. EPA, state departments of agriculture, the Weed Science Society of America (WSSA), and others. In 2017, the U.S. EPA issued PR Notice 2017-2, *Guidance for Herbicide-Resistance Management, Labeling, Education, Training and Stewardship* (US-EPA 2017c), which provides registrants and growers detailed information on slowing the development and spread of HR weeds. The U.S. EPA guidance is part of a more holistic, proactive approach involving crop consultants, agricultural commodity organizations, professional /scientific societies, researchers, and the pesticide registrants themselves.

3.4 Physical Environment

3.4.1 Soils

In an agricultural setting, concerns regarding soils are the potential for agronomic practices and inputs to affect soil fertility; erosional capacity; off-site transport of sediments, pesticides, and fertilizers; and disturbance of soil biodiversity. Tillage, cover crops, crop rotation, and pesticide and fertilizer inputs can influence the biological, physical, and chemical properties of soil, which in turn can affect soil fertility, crop yield potential, and soil erosional capacity (Baumhardt et al. 2015). While soil erosion occurs through natural processes, the rates of which are determined by soil type, local ecology, and weather, tillage can facilitate topsoil loss via wind and water erosion; a process that can take centuries to reverse. Soil erosion occurs in all areas of the United States but is more concentrated in those regions where the percentage of total area in cropland is highest and a larger proportion of the land is highly erodible (Magleby et al. 1995; USDA-NRCS 2010; Baumhardt et al. 2015). Excessively eroding cropland soils are concentrated in the Midwest, Southern High Plains of Texas, and Northern Plain States, to include certain areas of North Dakota where canola production is concentrated (Figure 3-5).

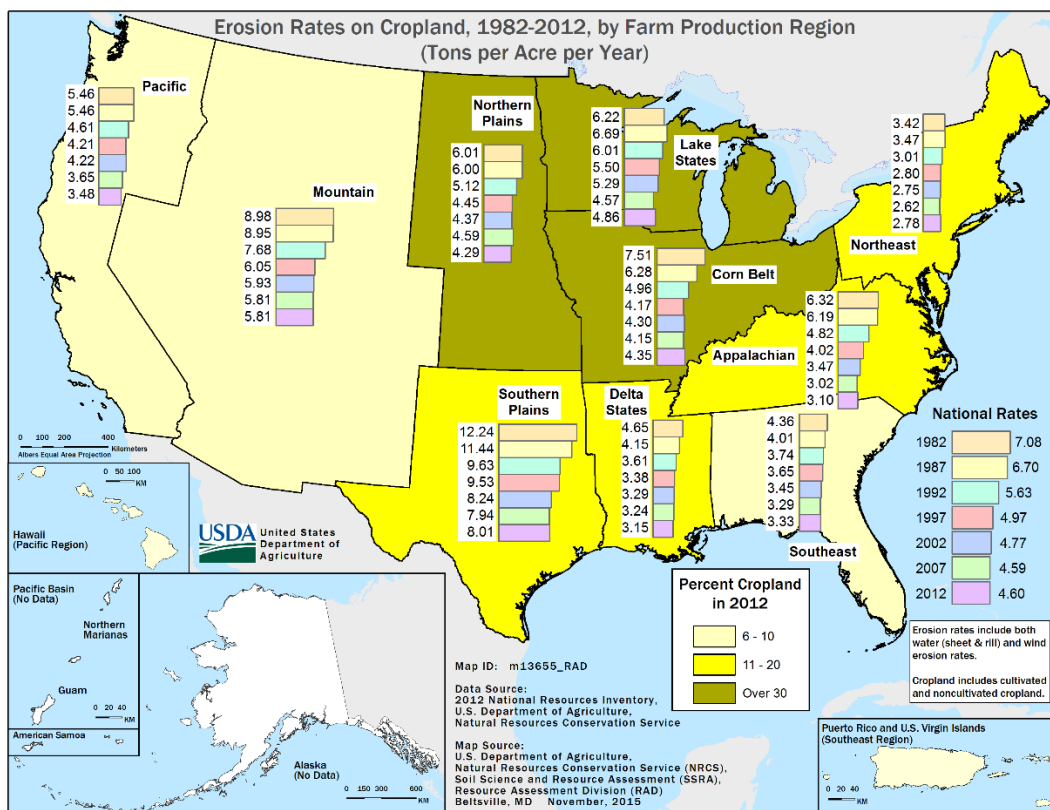


Figure 3-5. Locations and Status of U.S. Croplands Subject to Erosion

Source: (USDA-NRCS 2018)

Since 1985, conservation programs have specifically targeted highly erodible lands in the United States. As part of these efforts use of conservation tillage on U.S. cropland increased from around 16% in 1979 to about 36% in 1996. As of 2011 (latest data), around 40% of cropland, on average, was under conservation tillage (USDA-NASS 2014a; Wade et al. 2015). No-till/strip-till was used on 39% of total acreage in major crops, including 31% of corn, 46% of soybeans, 33% of cotton, and 43% of wheat (Wade et al. 2015). Roughly 23% of land in corn, soybeans, wheat, and cotton was on a farm where no-till or strip-till was used on every acre (full adopters) (Wade et al. 2015). About 56% of cropland used for corn, soybeans, wheat, and cotton was under no-till/strip-till on at least part of the cropland in 2011, 23% of cropland was on farms that used no-till/strip-till on all cropland, and 33% was on farms that used a mix of no-till, strip-till, and other tillage practices (Wade et al. 2015).

As conservation tillage and no-till practices increased, total soil loss on erodible croplands in the United States decreased. Soil erosion on cropland decreased 44% between 1982 and 2012. Water (sheet and rill) erosion declined from 1.59 billion tons per year to 0.96 billion tons per year, and erosion due to wind decreased from 1.38 billion tons per year to 0.71 billion tons per year, over the same time period (USDA-NRCS 2015).

As discussed in Section 3.3 – Agronomic Practices, canola farmers largely use conservation or no-till systems, which provide sufficient levels of weed control in canola crops (Beckie H.J et al.

2011; Gusta et al. 2011). In general, as of 2012, oilseed and grain farming accounted for 84% of the no-till acres and 81% of conservation tillage acres (USDA-NASS 2014a). In North Dakota, tillage practices used in canola production are estimated to be around 75% no-till and 25% conventional tillage (S&T 2010). In Canada, over 50% of farmers use no-till practices in GE HR canola production. The current reduced and no-till practices that are predominant in U.S. and Canadian canola production are considered beneficial to cropland soils where canola is cultivated, limiting the impacts of canola production on soil erosion and soil quality in these areas. Beneficial in this context meaning relative to conventional tillage.

3.4.2 Water Resources

Crop Irrigation

The potential environmental impacts of irrigation are related to changes in the quantity and quality of surface and groundwater, and effects on natural and social conditions in watersheds downstream of the irrigated land. Withdrawing ground-water may cause the land to subside, aquifers to become saline, or may accelerate aquifer depletion. Withdrawing surface water can alter the natural hydrology of rivers, streams, and lakes via changes to water temperature, flow, volume, and biochemical processes, potentially affecting both aquatic and terrestrial ecosystems associated with these water bodies.

Few canola farms employ irrigation. In 2012 (latest data), 133 out of 3,995 canola producers (0.03%) irrigated their crops, which comprised a total of 26,894 out of 1.7 million planted acres (USDA-NASS 2014b). Canola needs about 18 to 22 inches of water through its growing season to produce good yields, with water use varying from a low of 0.1 inch per day at the rosette stage to a peak of 0.3 inch per day during flowering (Herbek et al. 1992). The Northern Plain states of North Dakota and Montana generally average around 10-24 inches of annual precipitation. Canola is not considered a reliable crop with less than 8 inches (250 mm) of plant available water (George et al. 2015). To achieve high yields, some supplemental irrigation may be required during prolonged dry spells or in areas that receive limited annual precipitation. Canola is however sensitive to waterlogging and excess soil moisture can cause crop lodging (bending over of the stems near the ground level in grain crops), which makes them difficult to harvest and can reduce yield. The timing and amount of irrigation therefore needs to be well managed to avoid this problem (George et al. 2015).

Water Quality

Tillage and agronomic inputs can potentially lead to the impairment of surface waters through soil erosion and run-off, and impairment of groundwater through the leaching of pesticides and fertilizers. Agricultural run-off is a primary source of non-point source (NPS) contaminants that can impact surface waters such as rivers and lakes, and is the third most noted cause of impairment to estuaries (US-EPA 2015a, 2017i). The most common NPS contaminants in agricultural run-off are sediment, nutrients such as nitrogen and phosphorus, and pesticides; all of which can adversely affect aquatic ecosystems. For rivers and streams, the U.S. EPA lists sediments as the second most frequent cause of impairment of streams and rivers, nutrients third, and pesticides sixteenth (US-EPA 2017j). For lakes, reservoirs, and ponds, nutrients are second, sediments twelfth, and pesticides thirteenth (US-EPA 2017j). In North Dakota specifically, where the majority of canola production occurs, for rivers and streams, sedimentation is listed as fourth and nutrients as the fifteenth leading cause of water quality impairment; pesticides are not listed (US-EPA 2017e). For lakes, reservoirs, and ponds, nutrients are second, and sediments the

fourth leading cause of impairment (US-EPA 2017e). In general, sediment and nutrient loading are the principal NPS concerns in crop production, although pesticides will always remain a monitored agronomic input due to their potential to adversely affect both aquatic and terrestrial biota.

The potential impacts of canola crop production on water quality and consumption depend on factors such as the intensity of crop production over time; location; type, volume, and toxicity of agronomic inputs applied (i.e., insecticide, herbicide, fertilizer); regional climate and weather patterns; and the agronomic practices employed in management of crop residues. These considerations apply equally to GE and non-GE canola production systems.

Due to the potential impacts of agriculture on water resources, various national and regional efforts are underway to reduce NPS contaminants in agricultural run-off, and run-off itself, such as the U.S. EPA's Mississippi River/Gulf of Mexico Hypoxia Task Force (US-EPA 2017i) and USDA-NRCS National Water Quality Initiative (NWQI) (USDA-NRCS 2017). For example, through the NWQI, the NRCS and partners (e.g., local and state agencies, nongovernmental organizations) work with producers and landowners to implement voluntary conservation practices that improve water quality in high-priority watersheds, while maintaining agricultural productivity.

3.4.3 Air Quality

Because air pollution directly affects human health and can cause adverse environmental impacts, improving air quality in the United States is a significant regulatory goal. The U.S. EPA establishes National Ambient Air Quality Standards (NAAQSs) pursuant to the Clean Air Act (CAA) that are intended to protect public health and the environment. NAAQS are established for six criteria pollutants: ozone (O₃), nitrogen dioxide (NO₂), carbon monoxide (CO), sulfur dioxide (SO₂), lead (Pb), and particulate matter (PM). States enforce the NAAQS through creation of state implementation plans (SIPs), which are designed to achieve NAAQS.

Some canola crop production practices can generate NAAQS pollutants and may contribute to challenges in maintaining regional NAAQS. Agricultural emission sources associated with canola production include farm equipment combusting fossil fuels (e.g., pesticide application, harvest, tillage); soil particulates from tillage (PM); and pesticide volatilization or drift (Aneja et al. 2009; US-EPA 2013).

Volatilization of pesticides from soil and plant surfaces can result in the introduction of constituent chemicals into the air. Volatilization is dependent on pesticide chemistry, soil wetness, and temperature. Spray drift is dependent on wind conditions and applicator practices, to include application equipment features such as nozzle size. Drift and volatilization of pesticides can be a source of concern to both farmers and the general public in regard to potential environmental and human health effects.

While the U.S. EPA establishes NAAQS, the standards do not set emission control requirements for any particular industry, including agriculture. The USDA and the U.S. EPA provide guidance for regional, state, and local regulatory agencies, and farmers, on how to best manage agricultural emissions sources (USDA-EPA 2012). These measures allow stakeholders the flexibility in choosing which measures are best suited for their specific situations/conditions and

desired purposes. The U.S. EPA and USDA provide guidance to the agriculture sector for limiting NAAQS emissions. The USDA Environmental Quality Incentives Program Air Quality Initiative provides financial and technical assistance to help farmers and ranchers limit air pollution. The U.S. EPA has developed USDA-approved measures to help manage air emissions from cropping systems to help satisfy SIP requirements. The U.S. EPA recommends that in areas where agricultural activities have been identified as a contributor to a violation of NAAQS, USDA-approved conservation systems and activities may be implemented to limit emissions.

The U.S. EPA's Office of Pesticide Programs, which regulates the use of pesticides, introduced initiatives to help pesticide applicators minimize off-target pesticide drift. The U.S. EPA's voluntary Drift Reduction Technology Program was developed to encourage the manufacture, marketing, and use of spray technologies that reduce pesticide drift. The U.S. EPA is also working with pesticide manufacturers through the registration and registration review programs on improvements to pesticide label instructions to reduce drift and volatilization (e.g., see (US-EPA 2015b)).

3.5 Biological Resources

3.5.1 Soil Biota

Soil biota (i.e., earthworms, nematodes, fungi, bacteria) play key roles in soil formation, structure, organic matter content, biodegradation of pesticides, nutrient cycling, suppression of plant pathogens, promotion of plant growth, and a wide range of biochemical soil processes (Parikh and James 2012). Some soil based microorganisms are plant pathogens and can cause plant diseases that can result in substantial yield and economic losses. For canola, these include various fungal, bacterial, and viral plant pathogens (CCoC 2016b).

The main factors affecting soil biota populations and diversity are soil type (texture, structure, organic matter, aggregate stability, pH, and nutrient content), plant type (that provides specific carbon and energy sources into the soil), and agricultural management practices, such as crop rotation, tillage, pesticide and fertilizer application, and irrigation (Garbeva et al. 2004; Gupta et al. 2007). Climate, particularly the water and heat content of soil, is a principal determinant of soil biological activity. Pesticides used on canola crops can, relative to the dose, duration, and frequency of exposure, potentially impact soil communities, and are required by law to be used according U.S. EPA label requirements.

Certain crop and soil management practices, such conservation tillage, cover cropping, and crop rotation increase soil organic matter and plant residues, and impart attributes to soil that can enhance pesticide degradation, hinder pesticide movement, and facilitate the natural cycles of soil nutrients.

3.5.2 Animals, Plants, and Biodiversity

3.5.2.1 Animals

While the diversity and number of animals found in and around commercial crop fields are typically less diverse as compared to non-cropland areas, canola fields do provide food and habitat for some species of wildlife, primarily birds, and some large and small mammals. Geese and blackbirds, for example, are known to feed on canola seeds (Boyles et al. 2012; Schillinger and Werner 2016). Horned larks feed on the cotyledons of emerging canola, but typically do not

eat the stem or seed (Schillinger and Werner 2016). Most animals that use canola fields are ground-foraging omnivores that feed on the remaining plant matter following harvest. Small mammals of the Great Plains that may be associated with canola fields include sagebrush voles (*Lemmyscus curtatus*), meadow voles (*Microtus pennsylvanicus*), shrews (*Blarina brevicauda*), and deer mice (*Peromyscus maniculatus*) (Heisler et al. 2013; Heisler et al. 2014). It is likely that predators (e.g., raptors, reptiles) of small mammals utilize canola fields and surrounding areas as hunting grounds. Large mammals such as white-tailed deer, mule deer, moose, and elk and smaller mammals like coyotes, foxes, rabbits, and prairie dogs are common in North Dakota and may transit canola fields (NDGFD 2017).

Although many arthropods in agricultural settings are considered pests, there are many beneficial arthropods which are natural enemies of both weeds and insect pests (Landis et al. 2005). Some of these beneficial species include the convergent lady beetle (*Hippodamia convergens*), carabid beetles, caterpillar parasitoids (e.g., *Macrocentrus cingulum*), and the predatory mite (*Phytoseiulus persimilis*) (Landis et al. 2005; Shelton 2011). Many insect and related arthropod species perform valuable functions; they pollinate plants, contribute to the decay and processing of organic matter, reduce weed seed populations through predation, cycle soil nutrients, and attack other insects and mites that are considered to be pests. Common pollinators attracted to canola include honey, bumble, and leafcutter bees (Nichols and Altieri 2012; Kamel et al. 2015; Sekulic and Rempel 2016). The yellow coloration, and visible nectar of canola flowers also attracts pollinators such as butterflies (Kamel et al. 2015; Sekulic and Rempel 2016).

3.5.2.2 Vegetation Associated with Canola Fields

Canola crops are generally bordered by other canola or other crops, woodlands, rangelands, pasture, or grassland areas. Plant communities among these varied habitats may be impacted by agricultural operations, both beneficially and adversely. Fertilizers and water may run-off into adjacent areas, serving as nutrients for flora outside field margins. Herbicides can potentially drift if sprayed and damage flora in the vicinity of the crop.

Hedgerows, woodlands, fields, and other surrounding habitat serve as important reservoirs for beneficial insects and other animals. By providing habitats, pollen and nectar resources, and serving as hosts, plants adjacent to canola fields help support a suite of beneficial arthropod species, including pollinators and biological control agents that prey on agricultural plant pests (Scherr and McNeely 2008; Nichols and Altieri 2012). Surrounding plant communities can also help regulate runoff, reduce soil erosion, and improve water quality (Egan et al. 2014a). In general, surrounding habitat and plant communities provide invaluable ecosystem services such as pollination, pest control, and control of run-off.

Declining plant diversity in agroecosystems has often been attributed to use of herbicides; they are among those most often implicated in drift complaints – situations where herbicides float off-site and cause unintended harm to sensitive plant species in areas adjacent to crops. All herbicides have some degree of environmental mobility, and vegetation outside of the treated crop can be exposed through a variety of mechanisms, including spray drift, volatilization, surface and subsurface water flow, and deposition in rainfall (Egan et al. 2014a). Given these diverse routes of exposure, it is likely that plants growing in habitats adjacent to crops routinely experience contact with a variety of herbicides at a range of phytotoxically active doses (Egan et al. 2014a). The structure and function of plant and associated arthropod communities are

nanced and will depend on species composition, successional patterns, and to some degree the timing of herbicide exposure.

These factors considered, recent studies have found that herbicides alone are not the causative factor in shaping plant communities proximate to crops. Rather, for the purposes of conserving plant species diversity in agricultural landscape, other strategies like preserving habitats such as woodlots, pastures, and riparian buffers may be more effective than reducing herbicide use (Egan et al. 2014a). While herbicides will continue to play a fundamental role in weed management programs and can affect surrounding vegetation, how surrounding habitats are managed (Egan et al. 2014b) likewise determines the diversity of plants, pollinators, and natural predators of plant pests (Nichols and Altieri 2012; Egan et al. 2014b).

3.5.2.3 Biodiversity

As a highly managed landscape biodiversity in and around large-scale cropping systems is limited. The homogeneity of the plants in a crop (monoculture), and frequent disturbance of land through planting, harvesting, cover cropping, tillage, pesticide application, scouting, and related production activities limit the diversity of plants and animals in and around crop fields (Altieri 1999; Landis et al. 2005; Sharpe 2010; Towery and Werblow 2010). While biodiversity will be inherently limited, growers, as well as federal and state agencies/programs, well recognize the need for environmental stewardship and maintenance of some degree of cropland biodiversity, which is essential to sustainable farming (SARE 2012). Pollinators (e.g., bees, butterflies), those species that beneficially or adversely affect pollinators, and species that control plant pests and diseases are vital components of crop production. For instance, bees can have a positive impact on canola production. Pollinators can not only enhance the yield of canola crops, they promote more uniform flowering and earlier pod setting, and can increase the number of pods per plant and seeds per pod, as well as the seed weight (Gavloski). Canola in particular is considered a good food source for honey bees (CCoC 2017):

- Canola flowers produce high amounts of nectar that has a good sugar profile for honey production.
- The large amounts of pollen offer a good nutritional balance of amino acids, protein, and fats.
- Plentiful canola blooms allow bees to feed efficiently, without covering large distances.
- Canola fields bloom for relatively long periods, so one field can provide bees with a good source of nectar for up to a month.

A variety of federally supported programs, such as the USDA funded Sustainable Agriculture Research and Education Program, and partnership programs among the U.S. EPA and the agricultural community, support sustainable agricultural practices that are intended to protect the environment, conserve natural resources, and promote cropland biodiversity (i.e.,(US-EPA 2017b; USDA-NIFA 2017)).

3.5.3 Canola: Potential Gene Flow and Weediness

3.5.3.1 Potential Weediness & Volunteer Canola

Canola, GE and non-GE alike, can form feral populations, hybridize with wild relative species, and present as a volunteer in subsequent crops, either through seed dispersal during harvest or transport, or pollen flow from canola fields.

While canola can present form feral populations and hybridize with wild relative species, *Brassica napus* L. is not a federally or state listed weed in the United States (USDA-NRCS 2016). *Brassica* spp. is listed on the Michigan weed list, but not specifically cultivated canola (*B. napus*). It should be noted that currently, in the United States, *B. napus*, *B. rapa*, *B. nigra*, *B. juncea*, *B. adpressa* and *R. raphanistrum* are listed as weeds by the Weed Science Society of America (WSSA 2016).

Volunteer canola can serve as a source of gene flow in subsequent canola crops (Gulden 2007; Fleury 2015). In general, volunteer canola is considered a weed in commercial crop fields and treated as such (Gulden 2007). The primary factors contributing to volunteer canola are seed loss at harvest and insufficient intervals between crop rotations. Relative to other crops, canola seeds are very small, some 2 millimeters (0.08 inches) in diameter, and, in conjunction with high seed losses at harvest (3% to 10%), can result in large seedbank inputs, around 3,000 seeds/m², many times the normal seeding rate for canola (Gulden 2007). In general, around 40% – 45% of canola seed in the soil seedbank will persist for one winter, 1.4 % for two winters, and less than 0.5% for three winters (Gulden et al. 2003; Gulden 2007). While the percentage of seed persistence declines rapidly over time, due to the sheer numbers of seeds deposited (3,000/m²), even low soil seedbank persistence can potentially lead to a high number of volunteers in subsequent years (Gulden 2007; Bailleul et al. 2016). Canola seeds can also develop secondary dormancy under sub-optimal germination conditions (i.e., water stress, heat, hypoxia), which can lead to persistence in the soil seedbank for several years (Gulden 2007). Dormancy is removed by a complex of environmental conditions including short exposure to cool temperatures (35-39° F) (Gulden 2007). These factors, collectively, can contribute to high levels of soil seedbank persistence, and the presence of volunteer canola populations for several years after the last canola crop was grown (Gulden 2007).

Crop rotations on a 4 to 5 year cycle are now widely recommended for management of volunteer canola, as volunteer canola is more often a problem in tight canola rotations, which can exacerbate seedbank replenishment (Gulden 2007; Fleury 2015; CCoC 2016a). The tighter the canola rotation, the more difficult eradication or minimizing seedbank replenishment will be. Crop rotations on a 4 to 5 year cycle can reduce the incidence and prevalence of volunteers, and disrupt disease cycles (Gulden 2007; Fleury 2015). Avoiding tillage is also recommended. Tillage can bury seed, which can facilitate seedbank persistence for several years (Gulden 2007). Cultural practices such as reducing seed loss at harvest, sufficient intervals in crop rotations, and tillage, are critical to limiting seedbank inputs and minimizing volunteer plants.

Various herbicide regimes are used to manage volunteer canola (Gulden 2007; CCoC 2016a). Volunteer canola control can require herbicides with residual activity, or multiple applications of herbicide without residual activity, as there can often be multiple flushes of volunteers during the growing season (Gulden 2007; Fleury 2015). For control of volunteer canola, both a pre-seed and in-crop treatment can be required. Scouting and early identification of volunteers is critical as herbicides are most effective at the early stages of growth, generally at the 3 leaf stage or less (Gulden 2007).

3.5.3.2 Hybridization and Introgression among Brassica and Related Species

Hybridization can occur between two subspecies (intraspecific), two different species (interspecific), and two different genera (intergeneric). While rare, interfamilial hybrids have

also been known to occur. For a trait to become incorporated into a species genome (introgression), survival and recurrent backcrossing of hybrids with parental species is necessary. In the absence of introgression, hybrids may persist for many generations, contributing to gene flow among populations of sexually compatible plants.

Gene flow among GE canola populations and plants among *Brassica* and other genera has been fairly well studied. However, as noted by many investigators, hybridization and introgression among *Brassica* and related genera can be somewhat complex due to the various species and subspecies involved, and environmental factors governing hybridization (e.g., see (FitzJohn et al. 2007; Ellstrand et al. 2013; Harrison and Larson 2014)). Provided here is a synopsis of the sexual compatibility of canola (*B. napus*) and related species, and the propensity for hybridization of *B. napus* with other species. A more thorough discussion on this topic can be found in the literature cited in this section. *Brassica napus* plants readily outcross with plants of the same species, and potentially with the related species listed in Table 3-8.

Table 3-9. Outcrossing Potential of <i>B. napus</i> with Related Species in the United States								
Genus/Species ^a	Crop	Weed ^b	Hand Pollination (successes:failures) ^c		Spontaneous and Natural Hybridization ^c		Presence in Winter Canola Growing Areas ^d	Presence in Spring Canola Growing Areas ^d
			<i>B. napus</i> as Male	<i>B. napus</i> as Female	<i>B. napus</i> as Male	<i>B. napus</i> as Female		
<i>Brassica carinata</i>	Y	X	4:1	7:0				
<i>Brassica elongata</i>		Y					Y	Y
<i>Brassica fruticulosa</i>		Y	0:1	1:1			Y	X
<i>Brassica juncea</i>	Y	Y	25:1	13:4	Y	Y	Y	Y
<i>Brassica nigra</i>	Y	Y	2:2	4:2	X	X	Y	Y
<i>Brassica oleracea</i>	Y	X	3:11	9:17	Y	X	Y	Y
<i>Brassica rapa</i>	Y	Y	55:8	84:0	Y	Y	Y	Y
<i>Brassica tournefortii</i>		Y	0:1	1:1			Y	X
<i>Camelina sativa</i>	Y	X	0:1	0:1			Y	Y
<i>Capsella bursa-pastoris</i>		Y	0:1	0:1			Y	Y
<i>Coincya monensis</i>		Y					Y	Y
<i>Conringia orientalis</i>		Y	0:1	0:1			Y	Y
<i>Diplotaxis eruroides</i>		X	1:1				Y	Y
<i>Diplotaxis muralis</i>		Y	3:0	1:1			Y	Y
<i>Diplotaxis siifolia</i>		X	0:3	0:1			X	X
<i>Diplotaxis tenuifolia</i>		Y	0:3	1:1			Y	Y
<i>Eruca vesicaria (E.sativa)</i>		Y	2:0				Y	Y
<i>Erucastrum gallicum</i>		Y	0:1	1:0	X		Y	Y
<i>Hirschfeldia incana</i>		Y	1:2	1:2	Y	Y	Y	X
<i>Moricandia arvensis</i>		X	0:2	0:2			X	X
<i>Myagrum perfoliatum</i>		X	0:1	0:1			Y	X
<i>Raphanus raphanistrum</i>		Y	0:4	3:2	Y	Y	Y	Y
<i>Raphanus sativus</i>	Y	Y	1:5	1:2			Y	Y
<i>Rapistrum rugosum</i>		Y		1:0			Y	Y

Table 3-9. Outcrossing Potential of <i>B. napus</i> with Related Species in the United States								
Genus/Species ^a	Crop	Weed ^b	Hand Pollination (successes:failures) ^c		Spontaneous and Natural Hybridization ^c		Presence in Winter Canola Growing Areas ^d	Presence in Spring Canola Growing Areas ^d
			<i>B. napus</i> as Male	<i>B. napus</i> as Female	<i>B. napus</i> as Male	<i>B. napus</i> as Female		
<i>Rorippa islandica</i>		Y		1:0			X	X
<i>Sinapis alba</i>	Y	Y	0:6	1:2	X		Y	Y
<i>Sinapis arvensis</i>		Y	1:10	5:8	X	Y	Y	Y
<i>Sisymbrium irio</i>		Y	0:1	0:1			Y	X
<i>Sisymbrium orientale</i>		Y					Y	Y

X = No
Y = Yes, to some degree

a. Species highlighted in shaded cells have at least one report of successful hybridization with *B. napus*
b. Weed Science Society of America or USDA NRCS list of noxious weeds
c. (Andersson and de Vicente 2010), (USDA-NRCS 2016)
d. USDA PLANTS Database

Blank cells = no data available

Intraspecific crosses among *B. napus*, and interspecific crosses among *B. napus* and *B. rapa* (field mustard) occur readily (Table 3-9). To a lesser extent, interspecific crosses between *B. napus* and *B. rapa*, and *B. napus* and *B. oleracea* (cabbages), *B. juncea* (brown mustard), *B. carinata* (Ethiopian mustard), and *B. nigra* (black mustard), are possible. Intergeneric crosses between *B. napus* and *Diplotaxis muralis* (annual wallrocket), *Raphanus raphanistrum* (wild radish), *Sinapis arvensis* (charlock mustard) and *Erucastrum gallicum* (common dogmustard) may occur, but far less frequently.

Gene flow is most likely to occur among *B. napus* and *B. rapa* canola crops, and *B. napus* and *B. rapa* crops with weeds of the *Brassica* genus occurring in or around crop fields (Beckie et al. 2003; Legere 2005; CFIA 2011, 2016). For example, gene flow from GE glyphosate resistant canola (*B. napus*) to wild populations of bird's rape (*B. rapa*) in eastern Canada has been documented (Beckie et al. 2006). Introgression between *B. napus* and *B. rapa* populations under natural conditions has also been observed (Hansen et al. 2001; Legere 2005; Myers 2006).

Table 3-10. Summary: Outcrossing of Brassica and Related Species in the United States	
Intraspecific crosses readily occur among the following	
<i>B. napus</i>	rapeseed, rape, canola (<i>Brassica napus</i>)
<i>B. rapa</i>	field mustard (<i>Brassica rapa</i>)
Interspecific crosses can occur among the following	
<u>Occur readily</u>	
<i>B. napus</i>	field mustard (<i>Brassica rapa</i>)
<u>Occur more rarely</u>	
<i>B. napus</i> or <i>B. rapa</i>	field crops of <i>B. oleracea</i> (cabbage, kohlrabi, Brussels sprouts, broccoli, cauliflower, collards, and kale) brown mustard (<i>Brassica juncea</i>) black mustard (<i>Brassica nigra</i>) Ethiopian mustard (<i>Brassica carinata</i>)

Intergeneric crosses are possible with varying degrees of probability*B. napus* or *B. rapa*wild and cultivated radish (*Raphanus raphanistrum* and *R. sativus*)wild/charlock mustard (*Sinapis arvensis* L)common dog mustard (*Erucastrum gallicum*)annual wallrocket (*Diplotaxis muralis*)

Source: (CFIA 2011; Myers 2015; CFIA 2016; USDA-NRCS 2016)

The frequency of hybridization among *B. napus* and relative species has been assessed in greenhouse and field experiments, and under commercial cropping conditions. Interspecific hybridization between *B. napus* and *B. rapa* has been observed to average around 7% (range: 0–36%) in field experiments to 13.6% in commercial fields (Warwick et al. 2003). Jorgensen and Andersen reported higher frequencies of *B. napus* x *B. rapa* hybridization, up to 60%, when flowering of *B. rapa* and *B. napus* was synchronized, while the frequency decreased to 13% to 22% when *B. rapa* flowered 1 week earlier than *B. napus* (Jorgensen and Andersen 1994). Katsuta et al. (2015) reported that, when cultivated together, the frequency of crossing between GE HR *B. napus* and *B. rapa* was around 0.4% to 17.5%.

Field experiments examining spontaneous hybridization between *B. juncea* x *B. napus* observed the frequency of hybrids to range from 0.14% to 5.91%. *B. juncea* x *B. napus* interspecific crosses produced on average 2.1% hybrids, and the *B. napus* x *B. juncea* cross produced 0.2% hybrids (Heenan et al. 2007). Male fecundity for the *B. juncea* x *B. napus* F1 hybrids from both hand pollination and spontaneous field pollination studies was observed to range from 20.3% and 27.9% viability. Interspecific crossing between GE HR *B. napus* and *B. juncea* has been reported to occur at frequencies of around 0.1–3.3%, when cultivated together (Katsuta et al. 2015). Other studies have reported similar hybridization frequencies (Tsuda et al. 2014).

The probability of gene flow from *B. napus* (canola) to the wild relatives of *R. raphanistrum*, *S. arvensis*, or *E. gallicum* is considered to be low (Warwick et al. 2003). Hybrids between *B. napus* and *Raphanus raphanistrum* have been observed in the field, although rarely. For example, in field studies conducted during 2000, a single *R. raphanistrum* x *B. napus* first generation (F1) hybrid was detected out of 32,821 seedlings examined (Warwick et al. 2003). Similar hybridization rates between *R. raphanistrum* and *B. napus* have been reported from Australian ($<4 \times 10^{-8}$), French (10^{-7} to 10^{-5}), and Canadian studies (3×10^{-5}) (see review by (Legere 2005)). The hybridization frequency between *B. napus* and *S. arvensis* has been observed to be less than 2×10^{-5} , and that of *B. napus* by *E. gallicum* is less than 5×10^{-5} (Warwick et al. 2003).

Interspecific hand crosses between *B. napus* and *B. nigra* have been difficult to obtain, and in controlled crosses hybridization levels have been observed to be extremely low (hybridization rate of 0 – 0.09). No hybrids have been found in natural crosses when *B. nigra* was the female (OECD 2012). *B. napus* x *D. muralis* hybridization occurs, albeit rarely, with the likelihood of introgression considered very low (OECD 2012).

B. carinata can hybridized under controlled and field conditions with *B. napus*, either with *B. napus* as the male or female parent (Warwick et al. 2009b; Séguin-Swartz et al. 2013). A field study with *B. carinata* and glyphosate-resistant *B. napus* demonstrated these species can cross

with each other under field conditions, albeit at a low rate. Overall, field hybridization levels detected with glyphosate resistance *B. napus* and *B. carinata* were 0.005% in an adjacent field (up to 150 m), and 0.002% in a separated field (up to 65 m). Pollen viability of hybrid plants was 14% and 8% for the two sites, and average seed set was 1.5 and 3.8 seeds per plant, respectively (Séguin-Swartz et al., 2013). Other studies have reported an average of 4.1% hybridization in crosses of *B. napus* and *B. carinata* (Roy 1980), and a hybridization frequency of 0.08 seeds per pollination (Getinet et al. 1997). In the latter study, Getinet et al. (1997) reported F1 interspecific hybrids to be highly sterile. Based on fitness information under controlled and field conditions, the fertility of hybrid plants is expected to be low (Séguin-Swartz et al. 2013).

Hybrids commonly exhibit inferior fitness relative to parental lines, with the fitness of F1 *B. rapa* x *B. napus* hybrids intermediate to the parent plants (Hauser et al. 1998; Legere 2005; Warwick et al. 2008). *B. rapa* x *B. napus* F1 hybrids are generally observed to have reduced pollen viability, around 55% (Warwick et al. 2003; Legere 2005). While hybrids exhibit less fitness, the lesser fitness of second generation (F2) and backcross offspring may deter, but would not necessarily prevent introgression of genes/transgenes from *B. napus* into wild *B. rapa* populations (Hauser et al. 1998; Legere 2005). This assumption is supported by studies conducted by Warwick et al. (2008), who reported putative introgression of a glyphosate resistance transgene from *B. napus* into the gene pool of *B. rapa* under commercial cropping conditions. In this study, populations of GE HR *B. napus* x *B. rapa* hybrids were observed to significantly decline over a 3-year period (2002-2005), from 85 to 5 plants, out of a total of 200. Most hybrids, in both F1 and backcross generations, had reduced male fertility, and intermediate genome structure (Warwick et al. 2008). Although hybrid numbers rapidly declined from 2002 to 2005, the HR transgene persisted in one of the two *B. rapa* populations studied. Persistence of the HR trait occurred over a 6-year period, in the absence of herbicide selection pressure (with the possible exception of exposure to glyphosate in 2002), and in spite of the fitness cost associated with hybridization (Warwick et al. 2008). Similarly, yet under controlled experimental conditions, the glufosinate resistance trait gene was shown to be stably incorporated from *B. napus* into the *B. rapa* genome, and survival and seed production per plant were noted to be similar for GE HR and non-GE HR plants (Snow et al. 1999). Thus, where *B. napus* x *B. rapa* hybrids may have reduced fitness, which may deter introgression of transgenes into wild populations, such reduced fitness did not preclude transgene introgression where conditions were favorable for sustaining hybrid populations over the long-term (Legere 2005).

3.5.3.3 Feral GE Canola Populations

Feral populations of GE HR canola have developed along transport routes as a result of seed spill, and occur in areas adjacent to crops as a result of pollen dispersal via wind and insects. Feral populations of GE HR canola exist in the United States (Katsuta et al. 2015), Canada (Knispel and McLachlan 2010), Japan (Katsuta et al. 2015), and have been reported in Switzerland (Schulze et al. 2014) and Australia (Busi and Powles 2016). Feral populations of GE HR canola are extensive in North Dakota, statewide. Schafer et al. (2011) conducted roadside surveys to quantify the presence and abundance of feral GE and non-GE canola populations in North Dakota during June and July of 2010. *Brassica napus* was present at 45% (n=634) of the surveyed sites (3,479 total miles, 39 miles of sampling sites), of which 80% expressed at least one transgene; 41% positive for only glyphosate resistance (CP4 EPSPS); 39% for only glufosinate resistance (PAT); and 0.7% comprised of both transgenes – a hybrid phenotype not produced by seed companies at that time (Schafer et al. 2011). Densities of *B. napus* plants at

collection sites ranged from 0 to 30 plants/m² and averaged around 0.3 plants/m². Populations of feral GE canola were denser along major transportation routes, at construction sites, and near areas of canola cultivation (Schafer et al. 2011). Seed spill during transport is the presumed mechanism of dispersal along transportation routes, and wind and insect dispersal for those areas in proximity to commercial canola fields.

In western Canada, feral GE HR canola is likewise found along roadsides and field edge habitats, with a large proportion of the plants glyphosate and glufosinate resistant (93% - 100%) (Knispel and McLachlan 2010). Average GE HR canola counts within 110 m² sampling areas ranged from 0.7 to 60.6 plants in roadside habitats to 1.0 to 49.5 plants in field edge habitats (Knispel and McLachlan 2010). As a result of the scale of cultivation, and seed and pollen dispersal, escaped GE HR canola plants have become a permanent feature of agricultural landscapes in western Canada (Knispel and McLachlan 2010). While small local populations may be prone to extinction, consistent dispersal of seed during transport, and pollen dispersal via insects and wind, enables the ongoing establishment of new populations (Knispel and McLachlan 2010).

As a consequence of ongoing cultivation and transport of GE HR canola seed, feral populations of GE canola are persistent along roadways, in the areas of ports, and other transportation routes, as well as in areas proximate to GE canola crop fields, wherever GE canola is cultivated. Roadside populations of GE canola in the United States and Canada, as well as feral populations in semi-natural and natural habitats proximate to crop fields are persistent from year to year, and contribute to the spread of transgenes outside areas of cultivation (Schafer et al. 2011).

While feral populations of GE canola have been well documented outside area of cultivation, worldwide (e.g., see (Warwick et al. 2009a; Devos et al. 2012; Luijten et al. 2015)), clear evidence of adverse environmental impacts has not, to date, been reported in the scientific literature. This may be in part due to the fact that *B. napus* is most commonly associated with managed or disturbed environments (CFIA 1994). Unless habitats are disturbed on a regular basis, populations of *B. napus* can become displaced by plants that form more stable climax communities, such as perennial grasses, tree species, and perennial shrubs (CFIA 2016). The current literature also indicates that without constant replenishment of the soil seedbank, which is supported by pollen flow and/or seed dispersal, feral GE HR canola populations are unlikely to successfully establish and persist outside of crop fields (e.g., see (Knispel et al. 2008; Warwick et al. 2008; Beckie and Warwick 2010; Devos et al. 2012; Bailleul et al. 2016)).

Considering the information reviewed above: As a result of commercial production, feral populations of GE HR canola are expected to persist in areas outside of cultivation, although largely limited to areas in close proximity to GE HR canola fields (i.e., within the range of successful pollen flow), and areas that border canola seed transportation routes; namely roads and railway lines. It is expected that outcrossing to sexually compatible wild plants on the order of 1% to 10% will occur within about a 30ft range (10 meters), and from 0.1% to 0.01% to plants within around 300ft (100 meters) (Myers 2006; EFSA 2013). This considered, pollen flow via wind has been reported at distances of up to 3 km (1.9 miles) (Warwick et al. 2008), albeit rarely.

Introgression of transgenes from GE HR canola into wild populations appears to be limited, with few instances of introgression being documented to date (Warwick et al. 2008; Luijten et al.

2015; Bailleul et al. 2016; Belter 2016; Busi and Powles 2016). Whether this is due to lack of detection, occurrence, or combination of both, has not been well elucidated.

3.5.3.4 Trait-Stacking in Feral GE Canola

Gene flow from cultivated GE HR canola to wild relative species has resulted in trait stacking in feral canola plants in North Dakota. This includes feral canola comprised of glyphosate and glufosinate resistant traits (Schafer et al. 2011). The diversity of feral populations, which emerges from hybridization among feral GE HR canola plants, and feral GE HR canola and wild plants, can increase over time as a result of continued loss of seed during transport, dispersal of pollen by insects and wind, and survival of seed in the soil seed bank (Legere 2005; Allainguillaume et al. 2006; Warwick et al. 2008; Knispel and McLachlan 2010; Schafer et al. 2011; Bailleul et al. 2016).

3.5.3.5 Trait-Stacking in Volunteer Canola

As with trait-stacking in feral GE canola, stacking in canola volunteers in western Canada is common, derived from pollen flow among varieties of GE HR and non-GE HR canola in commercial production, and an increasing management challenges in cultivated fields in Canada (Beckie et al. 2003; Beckie and Warwick 2010; Knispel and McLachlan 2010). For example, hybrid canola plants with dual-HR traits (glyphosate–glufosinate, glufosinate–imazethapyr) and triple-HR traits (glyphosate–imazethapyr–glufosinate) have been identified in Canada since the early 2000s (Simard et al. 2005). The persistence of dual-HR and triple-HR hybrid canola volunteers renders volunteer canola a weed issue for canola producers in certain areas of Canada.

Persistence of GE HR canola volunteers have been observed for up to 7 years in Canada (Beckie and Warwick 2010), and 15 years in Germany. A recent study by Belter (2016) found that at two former field trial sites in Germany, in-field GE HR oilseed rape volunteers were observed up to fifteen years after harvest. While volunteer plants were persistent, observations over the entire monitoring period of 15 years showed that, based on the former field trial sites and cropland, there was no dispersal of GE canola to surrounding areas (Belter 2016).

In the absence of introduction via seed dispersal by animals and humans, persistence of volunteer populations largely depends upon volunteers completing their life cycle, returning viable seed to the soil seed bank, and seed dormancy. In general, the persistence of volunteers is characterized by exponential decline, but with a relatively long “tail;” the length of that tail largely dependent on seed bank replenishment, which, in turn, is influenced by landscape, environmental conditions (e.g., wind, precipitation), management practices, and potential for canola seed to develop secondary dormancy (Beckie and Warwick 2010; Haile and Shirtliffe 2014). The potential for secondary dormancy, an important factor, is controlled by canola genetics, environmental conditions, seed size, and harvest practices (Haile and Shirtliffe 2014).

While stacked-trait volunteer canola can be controlled with existing herbicides, their persistence will influence the agronomic practices employed in subsequent crops, such as the choice of herbicides or mechanical means used for volunteer control, and may impose restrictions on the choice of crops used in canola rotations (Legere 2005). Alternative herbicides, those other than glyphosate and glufosinate, such as such as metribuzin, 2,4-D, or MCPA, are required to control current varieties of volunteer GE HR canola (Beckie and Warwick 2010; Knispel and McLachlan 2010). Ultimately, contamination of a canola crop with volunteers comprised of non-

crop traits can compromise the marketability of harvested seed. With crops of the *Brassica* family, because of the small seed size and large number of seeds produced by the crop, poor management practices can result in severe volunteer challenges in succeeding crops.

3.5.3.6 Summary

Transportation of canola seed and canola cultivation, in tandem with seed and pollen dispersal processes contribute to the spread and persistence of feral and volunteer plants (Knispel and McLachlan 2010). Seed losses at canola harvest can potentially contribute round 3,000 seeds m² to the soil seed bank (Gulden et al. 2003), and viable seeds can persist in the soil for several years, although the majority of seeds germinate in the first year after harvest.

Canola seed yields range from around 1,200 to 3,000 per plant. Seeds are spherical and about 1 – 2 millimeter in diameter. Even with best management practices employed, seed size and plant fecundity will inevitably lead to seed loss during harvest. Likewise, due to size, seed loss during transport is probable. Herbicide tolerant canola, both GE and non-GE, establishes outside of agricultural environments via pollen flow and seed spillage. Feral GE HR canola is reported from most areas where the crop is grown or seed transported, including Canada, the United States, Europe, Australia, and Japan. It is highly likely that if GE canola varieties are grown feral populations will establish, via pollen flow, in areas proximate to the crop. Likewise, establishment of feral populations along seed transport routes appears difficult to prevent. Feral canola will hybridize with wild relative species and while hybridization rates are low, it is probable that GE traits will be transferred to other *Brassica* species (Warwick et al. 2008; Knispel and McLachlan 2010; Smyth et al. 2011; Bailleul et al. 2016). Outcrossing among feral canola populations has led to the stacking of HR traits in wild *Brassica* populations (Warwick et al. 2008; Beckie and Warwick 2010; Knispel and McLachlan 2010).

Based on hybridization frequencies and fitness data summarized above, where feral GE canola persist in a given habitat on an annual basis, the potential for hybridization with wild *B. rapa* and *B. juncea* is high, if these species are present (OECD 2012). Hybridization with *B. oleracea*, *B. nigra*, and *B. carinata* is possible, although current literature suggests the potential for successful crosses is low. Intergeneric crosses of *B. napus* with *R. raphanistrum*, *S. arvensis*, *E. gallicum*, and *D. muralis* would occur very rarely (OECD 2012). Introgression of transgenes from GE HR canola into wild populations appears to be limited, with few instances of introgression being documented to date (Warwick et al. 2008; Luijten et al. 2015; Bailleul et al. 2016; Belter 2016; Busi and Powles 2016). Whether this is due to lack of detection, occurrence, or combination of both, has not been well elucidated.

In areas of Canada where GE HR canola has been grown for over 20 years, 2007 surveys found the majority of growers do not consider volunteer canola a particular nuisance (Smyth et al. 2010; Gusta et al. 2011). Around 74% of those surveyed reported they were able to control volunteer canola more easily or about the same as compared to 10 years prior, with 26% reporting volunteer canola control was more difficult. Nine percent of producers reported loss in yields due to volunteer canola (Smyth et al. 2010). Crop rotations of 4 years or more, scouting and early detection, and appropriate herbicide regimes are required to manage GE HR volunteer populations in most crops. However, controlling volunteer populations in some rotational crops may be more challenging due to crop injury from residual herbicides, or where the GE HR

rotated crop has the same herbicide mode of action as the volunteer canola population (Gulden 2007).

While canola hybridizes with wild relative species, *B. napus* does not have invasive or weedy characteristics, and is not a federally or state listed weed in the United States.¹⁰ *Brassica* spp. is listed on the Michigan weed list, but not specifically cultivated canola, *B. napus*.

3.5.4 Biodiversity

As a highly managed landscape biodiversity in and around large-scale cropping systems is limited. The homogeneity of the plants in a crop (monoculture), and frequent disturbance of land through planting, harvesting, cover cropping, tillage, pesticide application, scouting, and related production activities limit the diversity of plants and animals in and around crop fields (Altieri 1999; Landis et al. 2005; Sharpe 2010; Towery and Werblow 2010). While biodiversity will be inherently limited, growers, as well as federal and state agencies/programs, well recognize the need for environmental stewardship and maintenance of some degree of cropland biodiversity, which is essential to sustainable farming (SARE 2012). Pollinators (e.g., bees, butterflies), those species that beneficially or adversely affect pollinators, and species that control plant pests and diseases are vital components of crop production. For instance, bees can have a positive impact on canola production. Pollinators can not only enhance the yield of canola crops, they promote more uniform flowering and earlier pod setting, and can increase the number of pods per plant and seeds per pod, as well as the seed weight (Gavloski). Canola in particular is considered a good food source for honey bees (CCoC 2017):

- Canola flowers produce high amounts of nectar that has a good sugar profile for honey production.
- The large amounts of pollen offer a good nutritional balance of amino acids, protein, and fats.
- Plentiful canola blooms allow bees to feed efficiently, without covering large distances.
- Canola fields bloom for relatively long periods, so one field can provide bees with a good source of nectar for up to a month.

A variety of federally supported programs, such as the USDA funded Sustainable Agriculture Research and Education Program, and partnership programs among the U.S. EPA and the agricultural community, support sustainable agricultural practices that are intended to protect the environment, conserve natural resources, and promote cropland biodiversity (i.e.,(US-EPA 2017b; USDA-NIFA 2017)).

3.6 Human Health

Human health considerations associated with GE crops are those related to (1) the safety and nutritional value of GE crops and their products to consumers, and (2) the potential health effects of pesticides that may be used in association with GE crops. As for food safety, consumer health concerns are in regard to the potential toxicity or allergenicity of the introduced genes/proteins, the potential for altered levels of existing allergens in plants, or the expression of new antigenic

¹⁰ USDA Plants Database: <http://plants.usda.gov/core/profile?symbol=BRRRA>

proteins. Consumers may also be concerned about the potential consumption of pesticides on/in foods derived from GE crops.

The safety assessment of GE crop plants, summarized following, includes characterization of the physicochemical and functional properties of the introduced gene(s) and gene products, determination of the safety of the gene products (e.g., proteins, enzymes), and potential health effects of food derived from the GE crop plant.

3.6.1 Consumer Health

3.6.1.1 Food Safety

The FDA regulates human and animal food from GE plants like they regulate all food. The existing FDA safety requirements impose a clear legal duty on everyone in the farm to table continuum to market safe foods to consumers, regardless of the process by which such foods are created. It is unlawful to produce, process, store, ship, or sell to consumers unsafe foods.

The FDA created the voluntary plant biotechnology consultation process in the 1990's, which crop developers can use to ensure the safety of food derived from new GE crops before they enter the market.¹¹ Under this policy the FDA implements a voluntary consultation process to ensure that human and animal food safety or other regulatory issues are resolved before commercial distribution of food derived from GE plants. In such a consultation, a developer who intends to commercialize food or feed derived from a GE plant meets with the FDA to identify and discuss relevant safety, nutritional, or other regulatory issues regarding the food/feed product(s). Although the consultation program is voluntary, GE plant developers routinely participate in it before bringing a new GE plant to market. The FDA completed its first plant biotechnology consultation in 1994. Thus far, the FDA has evaluated more than 150 GE plant varieties through this program.

In addition to the FDA consultation, foods derived from GE plants undergo a safety evaluation among international agencies before entering foreign markets, such as reviews by the European Food Safety Agency and the Australia and New Zealand Food Standards Agency. The Codex Alimentarius, established by the World Health Organization and Food and Agriculture Organization of the United Nations is a set of international standards, principles, and guidelines for the safety assessment of foods derived from modern biotechnology. These standards help countries coordinate and harmonize review and regulation of foods derived from GE plants to ensure public safety and facilitate international trade (WHO-FAO 2009). Currently, the Codex Alimentarius Commission is comprised of 187 member countries, to include the United States.¹² Most governments incorporate Codex principles and guidelines in their review of foods derived from GE crop plants.

3.6.1.2 Canola Oil

Canola oil is considered one of the healthiest food oils; being low in cholesterol and containing the lowest amount of saturated fat of all vegetable oils. A literature review of 270 research articles examining the effects of canola oil (00-rapeseed oil) consumption on coronary heart

¹¹ FDA: Statement of Policy - Foods Derived from New Plant Varieties;
<http://www.fda.gov/Food/GuidanceRegulation/GuidanceDocumentsRegulatoryInformation/Biotechnology/ucm096095.htm>

¹² Codex Members and Observers: <http://www.fao.org/fao-who-codexalimentarius/members-observers/en/>

disease, insulin sensitivity, lipid peroxidation, inflammation, energy metabolism, and cancer cell growth concluded that available evidence shows a number of potential health benefits may derive from canola oil consumption (Lin et al. 2013). Benefits include substantial reductions in total cholesterol and low-density lipoprotein cholesterol, as well as beneficial tocopherol levels, as compared with consumption of other dietary fat sources (Lin et al. 2013). The American Heart Association recommends use of cooking oils lowest in saturated fats, trans-fats, and cholesterol – such as canola oil, corn oil, and olive oil.¹³

The FDA classified canola oil produced from LEAR varieties as Generally Recognized as Safe (GRAS) on January 1, 1985 (US-FDA 1985). In 2006, the FDA authorized a qualified health claim for canola characterizing the relationship between the consumption of unsaturated fatty acids in canola oil and a reduction in risk of coronary heart disease. The FDA concluded, on review of scientific peer reviewed literature, that “limited and not conclusive scientific evidence suggests that eating about 1 ½ tablespoons (19 grams) of canola oil daily may reduce the risk of coronary heart disease due to the unsaturated fat content in canola oil.”¹⁴ The FDA provision for this health claim applies to canola-oil and canola oil containing foods.

3.6.1.3 Pesticides Used on Food and Feed Crops

As discussed in Section 1.3, the U.S. EPA establishes maximum allowable pesticide residue limits, more commonly referred to as tolerances, for residues in or on food for human consumption, or establishes an exemption for a tolerance (21 U.S. Code § 346a). The Federal government will seize and remove any crops or products if pesticide residues are found above the tolerance limits.

The USDA and FDA enforce tolerances to ensure the safety of the nation's food supply. The USDA enforces tolerances established for meat, poultry, and some egg products, and the FDA enforces tolerances established for other foods (USDA-FSIS 2018). The USDA's Pesticide Data Program (PDP) is a national pesticide residue monitoring program and produces the most comprehensive pesticide residue database in the United States (USDA-AMS 2015). The Monitoring Programs Division administers PDP activities, including the sampling, testing, and reporting of pesticide residues on agricultural commodities in the U.S. food supply, with an emphasis on those commodities highly consumed by infants and children. The program is implemented through cooperation with State agriculture departments and other Federal agencies. PDP data:

- Enable the U.S. EPA to assess dietary exposure.
- Facilitate the global marketing of U.S. agricultural products.

¹³ AHA - Healthy Cooking Oils:

http://www.heart.org/HEARTORG/HealthyLiving/HealthyEating/SimpleCookingwithHeart/Healthy-Cooking-Oils_UCM_445179_Article.jsp#.V_Jpc3Lr2Uk

¹⁴ FDA - Qualified Health Claims: Letter of Enforcement Discretion - Unsaturated Fatty Acids from Canola Oil and Reduced Risk of Coronary Heart Disease (Docket No. 2006Q-0091):

<http://www.fda.gov/Food/IngredientsPackagingLabeling/LabelingNutrition/ucm072958.htm>

- Provide guidance for the FDA and other governmental agencies to make informed decisions.

The U.S. EPA conducts periodic pesticide reregistration reviews for each pesticide every 15 years, as required by FIFRA to ensure that each continues to meet the statutory standard of no unreasonable adverse effects.

3.6.2 Worker Safety

Agriculture is considered one of the most hazardous industries in the United States. Worker hazards include those associated with the operation of farm machinery, vehicles, and pesticide application. Agricultural operations are covered by several Occupational Safety and Health Administration (OSHA) standards including Agriculture (29 CFR part 1928), General Industry (29 CFR part 1910), and the General Duty Clause (29 USC 654). Further protections are provided through the National Institute of Occupational Safety and Health, which in 1990 began development of an extensive agricultural safety and health program to address the high risks of injuries and illnesses experienced by workers and families in agriculture.

In consideration of the risk of pesticide exposure to field workers, the U.S. EPA's Worker Protection Standard (WPS) (40 CFR part 170) was issued in 1992 to require actions to reduce the risk of pesticide poisonings and injuries among agricultural workers and pesticide handlers. The WPS contains requirements for pesticide safety training, notification of pesticide applications, use of personal protective equipment, restricted entry intervals following pesticide application, decontamination supplies, and emergency medical assistance. The OSHA also requires employers to protect their employees from hazards associated with pesticides and herbicides.

In November 2015, the U.S. EPA issued revisions to the WPS regulations intended to enhance the protections provided to agricultural workers, pesticide handlers, and other persons by strengthening elements of the existing WPS such as training, pesticide safety and hazard communication information, use of personal protective equipment, and the providing of supplies for routine washing and emergency decontamination (80 FR 211, November 2, 2015, p. 67496). Most of the revised WPS requirements became effective during 2017 and early 2018. By the end of FY 2018, the U.S. EPA expects to publish a Notice of Proposed Rulemaking to solicit public input on proposed revisions to the WPS requirements for minimum ages, designated representatives, and application exclusion zones (82 FR 60576, December 21, 2017, p. 60576).

In September, 2016 the U.S. EPA in conjunction with the Pesticide Educational Resources Collaborative made available a guide to help users of agricultural pesticides comply with the requirements of the 2015 revised federal Worker Protection Standard. Agricultural workers and handlers, owners/managers of agricultural establishments, commercial (for-hire) pesticide handling establishments, and crop production consultants are advised to employ this guidance. The updated 2016 WPS How to Comply Manual supersedes the 2005 version.¹⁵

3.7 Animal Health and Welfare

Animal feed derived from canola is in the form of canola meal, which is an oilseed meal similar to linseed, soybean, and other oilseed meals. Canola seeds are first crushed to remove the oil,

¹⁵ <https://www.epa.gov/pesticide-worker-safety/pesticide-worker-protection-standard-how-comply-manual>

yielding a cake as the by-product. The cake is further processed for use in animal feeds. Most of the canola meal in the United States is fed to cattle and pigs as part of a feed rotation. It can also be used as feed for poultry, aquaculture, and specialty animals (Jacob 2013; CCC 2015; USDA-ERS 2016b). As with human foods, it is the responsibility of feed manufacturers to ensure that the products they introduce into commerce are safe for animal consumption. Feed derived from GE canola must comply with all applicable legal and regulatory requirements, and, as described for human health considerations, may undergo a voluntary consultation process with the FDA before being released to the market. The U.S. EPA establishes tolerance limits for feed under Section 408 of the FFDCA and Section 405 of FQPA, which is the maximum amount of pesticide residue that can remain on or in animal feed (US-EPA 2015c).

3.8 Socioeconomics

3.8.1 Domestic Economic Environment

Canola oil, meal, and biodiesel are the primary commodities derived from canola seed. After crushing, canola seeds yield about 40% oil and 60% meal.¹⁶ The meal that remains after oil extraction is utilized by the livestock industry as feed.

Canola Oil

Canola oil is used as cooking/salad oil, as a food and cosmetics ingredient, and for conversion into biodiesel. Consumer preference for healthy cooking oils and foods low in saturated fat and cholesterol has made canola oil a popular commodity in the United States and abroad, a trend that is expected to continue. Canola oil is the third most consumed vegetable oil in the world after soybean and palm oil, and number two by volume in the United States (USDA-ERS 2016c).

Canola Meal

Canola meal is one of the most widely used protein sources for livestock, poultry, and fish; it is the second-most widely traded protein ingredient after soybean meal (CCC 2015). As population increases both in the United States and globally over the coming decades, the demand for animal products, and soybean and canola based protein meals supporting livestock, poultry, and aquaculture production will increase (FAO 2003).

3.8.1.1 U.S. Canola Production

Currently, around 90% of U.S. canola acreage is comprised of GE HR varieties (Figure 3-6). There is no production of GE canola with an enhanced nutritional profile, anything comparable to LBFLFK canola. The choice to cultivate GE HR canola is largely attributed to the net benefits that can be derived from these varieties (Gusta et al. 2011; Brookes and Barfoot 2015a), which can include reductions in the cost of production through reduced expenditure on herbicides, modest increases in yields/acre, and some savings in fuel and labor costs associated with herbicide application and tillage (Beckie H.J et al. 2011; Gusta et al. 2011; Brookes and Barfoot 2015b). For example, from 1996 – 2014 it is estimated that the use of GE HR canola resulted in a 2.9 million kg reduction in the amount of herbicide active ingredient used in the United States. In

¹⁶ Crushing is an industrial process that segregates oilseed into crude oil and meal, both of which are further refined for food, feed, or biofuel use purposes.

Canada, it is estimated the use of GE HR resulted in a 18.3 million kg reduction over the same period (Brookes and Barfoot 2016).

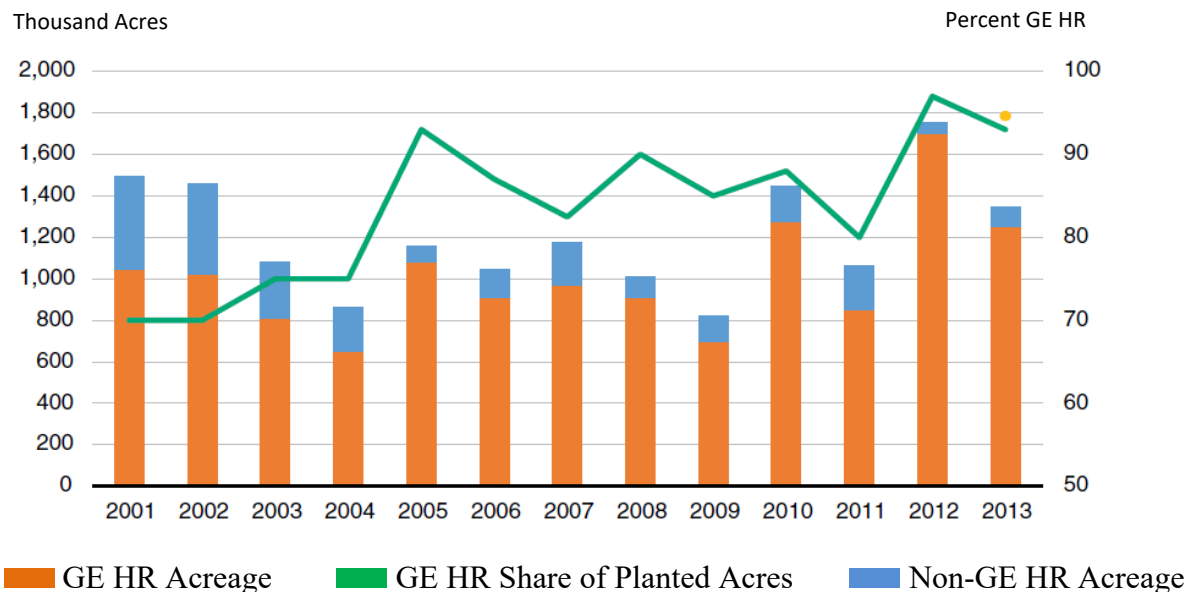
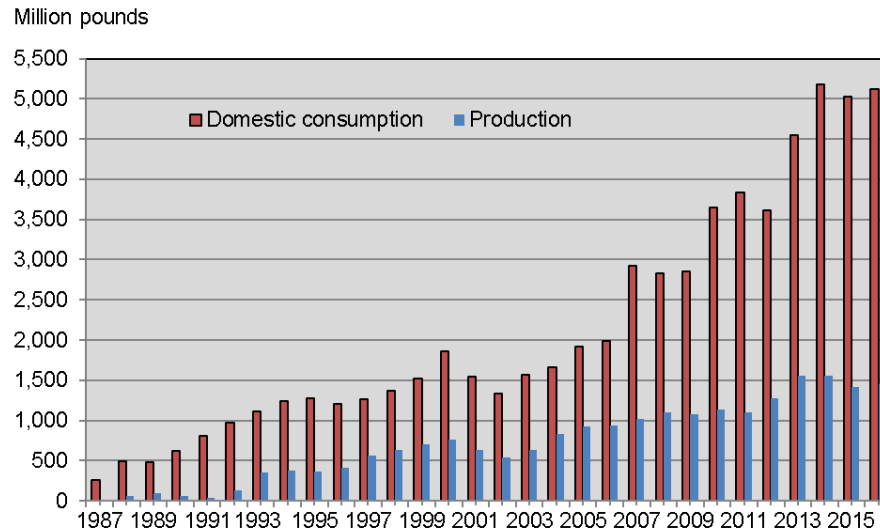


Figure 3-6. Adoption of GE HR Canola in the United States: 2001 – 2013

Source: (Fernandez-Cornejo et al. 2016)

Overall, U.S. canola production and market value has increased substantially since the early 1990s responding to domestic and international demand for canola oil, meal, and biodiesel (Figure 3-7). From 1991 to 2016, total U.S. acres of canola seed harvested increased from around 147,000 to 2.0 million acres (USDA-NASS 2017b), and market value of annual harvest increased from \$18.6 to \$494 million (USDA-NASS 2017d). Over this time frame, annual canola oil production increased 43 fold, from around 36 million to 1.6 billion pounds, and price per pound from 24 to 35 cents per pound, from a peak of 66 cents per pound during 2007/08. Annual canola meal production increased from around 29,000 tons to about 1.2 million tons (~ 2.4 billion pounds), and price from \$130 to \$300 per ton (USDA-ERS 2017). Due to demand for vegetable oil, biodiesel, and feedstock, demand for canola is expected to remain high or increase.

As of 2012 (latest census data), there were a total of 34 states with commercial canola production (USDA-NASS 2014b). Most U.S. canola production is located in the northern tier states contiguous with Canada, primarily North Dakota (USDA-NASS 2014b). Of the 2.0 million acres harvested during the 2017 growing season, around 1.7 million acres were in North Dakota (USDA-NASS 2017b).



Source, USDA, Economic Research Service, *Oil Crops Yearbook*.

Figure 3-7. U.S. Canola Oil Production and Demand: 1985 – 2016

3.8.1.2 Organic and Non-GE Canola Production

As of 2016 there were only 4 USDA certified organic canola farms in the United States; 2 in Pennsylvania, 1 in Indiana, and 1 in Iowa (USDA-NASS 2017a). There is little reported data for the four certified organic canola farms. In 2016, total production from these farms totaled 305,000 lbs of seed: This, compared to about 3.1 billion pounds of harvested conventional and GE canola (USDA-NASS 2017c). Organic sales data has been withheld over the last several years to avoid disclosing data for individual farms (USDA-NASS 2017c).

The reasons for limited organic production are unclear although a couple of factors are likely. A significant proportion of canola use is in the non-food sector (biofuels, industrial lubricants, inks, animal feed) where there is a limited market for organic canola oil. Further, the large variety of vegetable oils available to consumers (e.g., canola, safflower, soybean, corn, flax, olive) means that the lowest cost oils will likely dominate market use, which could contribute to limiting the price premium obtainable for organic canola oil. In brief, currently, organic canola production in the United States is limited, reflective of market demand.

Similar to canola commodities that may be organically produced, there is a market for “non-GMO” commodities. For example, canola oil derived from conventionally bred crop plants, or even if it is produced organically, can be marketed as “non-GMO” through verification programs. For companies that want to have their commodity verified as being free of material derived from GE crop plants, there is a Non-GMO Project Verified seal administered by the

Non-GMO Project.¹⁷ There are over 10 brands of canola oil bearing the “Non-GMO” verified label.¹⁸

3.8.1.3 Biodiesel

Currently, biomass accounts for about half of all renewable energy consumed and 5% of total U.S. energy consumed (Figure 3-7). Among biomass energy commodities, the market for biodiesel¹⁹ is relatively small but has been growing over the past five years, and currently accounts for approximately 2% of the 50 billion gallon annual diesel market (Schwab et al. 2016).

U.S. energy consumption by energy source, 2016

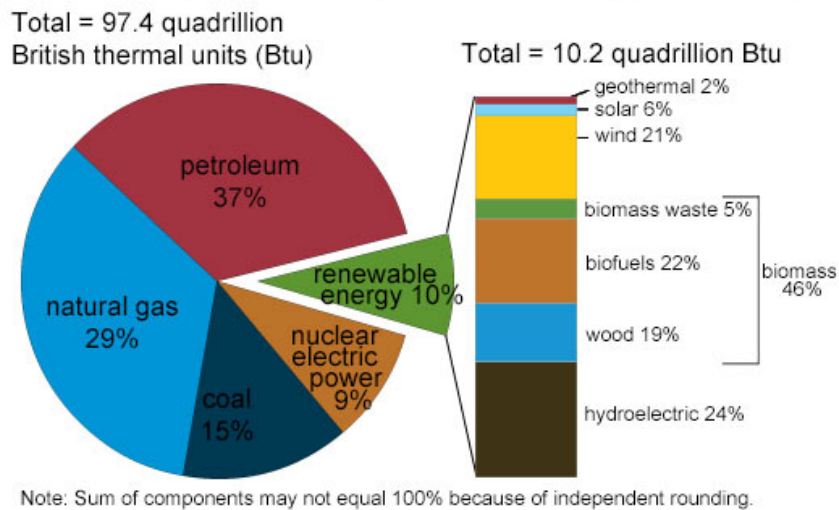


Figure 3-8. Biomass Energy Consumption in the United States, 2016

Source: (EIA 2017a)

Over 80% of biodiesel is made from vegetable oil with the primary source oils being soybean, corn, and canola, and to a lesser extent of sunflower seed, cottonseed, and camelina. Canola oil, due its fatty acid profile, is an optimal vegetable oil for biodiesel production. Consequently, inputs to biodiesel production have markedly increased, from 246 million pounds in 2011 to 1.13 billion pounds in 2016 (Table 3-10), comprising the third largest biodiesel source in the United States (EIA 2017b).

¹⁷ The Non-GMO Project: <http://www.nongmoproject.org/>

¹⁸ <https://www.nongmoproject.org/find-non-gmo/verified-products/results/?keyword=canola>

¹⁹ Biodiesel is blended with petroleum based diesel up to 5% or 20% by volume (referred to as B5 and B20, respectively). Biodiesel diesel meets specifications for use in existing infrastructure and diesel engines, so it is not subject to any blending limitations.

Table 3-11. U.S. Inputs to Biodiesel Production

Feedstock Inputs (million lbs)																
Year	Vegetable oils						Animal fats				Recycled feeds			Other Inputs		
	Canola	Corn	Cotton	Palm	Soybean	Other	Poultry	Tallow	White grease	Other	Yellow grease	Other	Algae	Other	Alcohol	Catalysts
2015	745	1,057	W	W	4,908	W	197	429	589	56	1,254	122	0	122	982	170
2016	1,130	1,306	S	S	6,096	W	220	332	578	W	1,389	W	S	W	1,279	213

Source: (EIA 2017b)

W – Withheld to avoid disclosure of individual company data

S – Value is less than 0.5 of the table metric, but value is included in any associated total.

Biodiesel demand in the United States is driven primarily by the renewable fuel standards (RFS) under two subcategories; biomass-based diesel and other advanced biofuels (Schwab et al. 2016). Congress created the RFS program in an effort to reduce greenhouse gas emissions, expand the U.S. renewable fuels resources, reduce reliance on imported oil, and reduce air pollution. The RFS program was created under the Energy Policy Act of 2005, which amended the CAA. The Energy Independence and Security Act of 2007 further amended the CAA by expanding the RFS program to increase biofuel production to 36 billion gallons by 2022. Of the latter goal, 21 billion gallons must come from cellulosic biofuel or advanced biofuels derived from feedstocks other than cornstarch.

The U.S. EPA implements the RFS program in consultation with the USDA and U.S. Department of Energy. The RFS program requires a certain volume of renewable fuel to replace or reduce petroleum-based fuel, heating oil, or jet fuel. As part of this requirement the RFS requires petroleum refiners and importers to blend a certain percentage of biofuels into their fuels.²⁰ The four renewable fuel categories under the RFS are:

- Biomass-based diesel (canola)
- Cellulosic biofuel
- Advanced biofuel (canola)
- Total renewable fuel

The first RFS issued in 2007 applied mainly to gasoline and ethanol, and the second RFS (RFS2) took effect for biodiesel in July of 2010. The U.S. EPA analyses determined that canola oil biodiesel meets the lifecycle greenhouse gas emission reduction threshold of 50% required by the Energy Independence and Security Act of 2007. Canola oil biodiesel also qualifies as both an advanced biofuel and as biomass based diesel.

In 2016, soybean oil was the source of about 55% of the total feedstock (raw material) used to produce biodiesel in the United States. Canola oil and corn oil were the source of about 22%, recycled grease about 13%, and animal fats about 10% of the total feedstock (US-EIA 2018). Rapeseed oil, sunflower oil, and palm oil are other major sources of biodiesel that is consumed in other countries.

²⁰ Biodiesel is most often blended with petroleum diesel in ratios of 2% (B2), 5% (B5), or 20% (B20). Biodiesel can also be used as pure biodiesel (B100).

3.8.1.4 Costs of Volunteer and Feral Canola

Costs may also be incurred in controlling volunteer and feral canola (Beckie and Warwick 2010; Schafer et al. 2011; Munier et al. 2012). Volunteer canola plants can introduce unwanted traits into a seed crop through cross pollination and physical seed contamination, both of which can result in rejection of the seed crop and economic loss to the grower and the seed company. Potential external costs associated with control of feral canola has not been systematically studied and no data are available.

U.S. data for the costs of volunteer control is lacking—most reports derive from Canada. In a 2007 survey of 571 Canadian GE canola producers, Gusta et al. (2011) found that more than 94% of respondents reported that weed control was the same or had improved, with 62% reporting no difference in practices required for controlling volunteer GE canola, although 8% indicated that they viewed volunteer GE canola to be one of the top five weeds in need of control. Based on 2007 data, the estimated cost of controlling volunteer canola in Canada was determined to be from \$2.00/acre (Gusta et al. 2011) to \$4.23/acre (Smyth et al. 2010).

While volunteer GE HR canola can present challenges (Schafer et al. 2011; Munier et al. 2012), overall, most studies have found the benefits of growing GE HR canola varieties to be greater than that of conventional varieties, outweighing the control costs for volunteers (Smyth et al. 2010; Gusta et al. 2011; Brookes and Barfoot 2015a). This would be consistent with the empirical observation that canola producers in the United States and Canada continue to produce GE HR canola, in lieu of a substantial number of options among conventionally bred cultivars. Management of volunteer GE HR canola is now standard practice for most canola producers (Gulden 2007; Smyth et al. 2010; Fleury 2015; CCoC 2016a), and substantive guidance for implementation of volunteer management programs exist, for example, from the Canola Council of Canada²¹, DuPont Pioneer Agronomy Sciences²², and Extension Services.²³

3.8.1.5 Costs to Non-GE Producers

Contamination of non-GE canola crops, to include certified seed crops, via a GE canola crop or volunteer plants from the GE crop can compromise the marketability of the non-GE crop product (Knispel and McLachlan 2010). The two primary sources of contamination are through pollen and seed. Pollen from GE plants may fertilize a non-GE crop plant. Pollen flow and contamination is primarily a concern with cross-pollinated crops such as corn and canola. While there is a risk for potential contamination of non-GE crops, there are no reports of substantive losses associated with the unintended presence of GE HR canola in non-GE canola crops or crop commodities in the United States. Contamination of non-GE certified canola seed by GE HR canola was reported in Canada in 2002, although no monetary value of potential losses due to contamination was assessed (Friesen L.F. et al. 2003).

In general, contamination of non-GE canola with GE canola has not presented as a significant issue and the risk of contamination appears to be isolated to specific instances (example follows). This is likely due in part to the fact that around 95% of cultivated canola is GE, and cultivation

²¹ <http://cdnseed.org/archive/pdfs/Fact%20Sheets/VolunteerCanolaFactSheet.pdf>

²² <https://ca.pioneer.com/west/media/1882/management-of-volunteer-canola.pdf>

²³ <https://www.ag.ndsu.edu/extensionentomology/recent-publications-main/publications/A-1280-canola-production-field-guide>

of non-GE canola is limited (Fernandez-Cornejo et al. 2016). Nevertheless, given the large proportion of GE HR canola varieties in cultivation, the risk of contamination of non-GE canola crops and seed lot contamination exists. Such concerns can be seen in Oregon legislation. In 2013, Oregon signed into law a bill banning the commercial production of canola (rapeseed) until 2019 inside a two million acre Willamette Valley Protected District, one of the world's largest vegetable seed producing regions. Producers desiring to grow canola are required to apply for a contract with the Oregon Department of Agriculture (ODA) that contains requirements for managing the canola crop. In general, ODA's rule limits how much canola can be grown in the Willamette Valley, where it can be grown, and requires management practices for production by controlling inadvertent spread of canola seed (Oregon Revised Statute 570.405).

3.8.2 International Trade

The EU, China, Canada, and India are the largest producers of canola. Canada accounts for more than half of world trade in canola seed, meal, and oil. The EU does not produce GE canola, but it does import GE canola. In 2016, the EU represented approximately 33% of global production, followed by Canada (22%), China (20%), India (10%), Australia (5%), Ukraine (3%), and the United States and Russia at 2% each (USDA-FAS 2017).

Canada is by far the largest exporter of canola seed at around 65% of the global share over the last several years, with Australia at 17%, Ukraine at 14%, the EU at 4%, and the United States and Russia at 1% each (Jervais 2015). Exports of canola oil follow a similar trend, with Canada, the EU, Russia, the UAE, the United States, Australia, and Belarus, being the largest exporters (USDA-FAS 2017).

Identity protection is important in international trade. The low level presence (LLP) and adventitious presence (AP) of GE trait material in internationally traded conventional or organic commodities are important considerations in the trade of canola. Asynchronous Approvals and zero tolerance policies can result in the diversion of trade by some exporters, and rejection or market withdrawals by importers of canola. Consequently, incidents of LLP or AP can lead to income loss for exporters and consequently for producers, and consumers in importing countries can potentially face higher domestic prices when an import is deterred or directed to another trading partner (Atici 2014b).

The challenges associated with maintaining variety identity in international trade can increase costs, as well as the premiums paid, for some GE crops. GE canola is excluded by some countries sensitive to the importation of food or feed derived from GE plants, and other countries may lag approval of new GE canola varieties. In general, LLP or compromise of canola commodity identity can cause disruptions in international trade when GE trait material is inadvertently incorporated into food or feed shipments. As such, GE crop producing countries are required to take those measures necessary in the production, harvesting, transportation, storage, and post-harvest processing of GE crops to avoid the potential for LLP in conventional or organic commodities.

3.8.2.1 Canola Oil and Meal

Global demand for canola oil is expected to remain strong because of growing use of vegetable oils in China and India, and canola oil based biodiesel use in the EU, United States, and Canada. The United States is the primary importer of Canadian canola oil and meal due its proximity and

the ease of cross-border trade (USDA-ERS 2016a). As Canada's nearest neighbor and fellow North American Free Trade Agreement member, the United States will likely continue to purchase the majority of Canadian exports of canola oil and meal (USDA-ERS 2016a). U.S. imports of canola oil from Canada are projected to grow strongly through 2024, augmenting the U.S. edible oil supplies for domestic consumption (USDA-OCE 2015).

As the global demand for meat increases, so does the demand for animal feed. Protein meal consumption is expected to continue to grow at 1.6% per year through 2024, the majority of this is anticipated to be soybean based (USDA-OCE 2015). Projected increases in meat production, and slowing production of canola meal for feed are expected to lead to projected gains in domestic demand for soybean meal in the coming decade (USDA-OCE 2015). In general, trade in canola meal is limited due to the abundance of higher quality soybean meal and the high cost of transportation relative to the value of canola meal (USDA-ERS 2016a).

3.8.2.2 Biodiesel

In the past few years, fuel standards policy and mandates in the EU and United States have increased demand for canola oil as a source of biodiesel, and seed crushing capacity has expanded considerably. It is projected that the use of vegetable oil as feedstock for biodiesel, globally, will increase by 2.1% per year over the next ten years, with the share of vegetable oil used to produce biodiesel expected to be around 13% of world vegetable oil demand in 2024 (OECD/FAO 2015). In the United States, EU, Argentina, and Brazil, soybean oil is the most dominant biodiesel feedstock. As a result of increasing and inelastic canola oil demand for food use, it is unlikely that significant amounts of canola/rapeseed oil will be traded for biodiesel purposes. Instead, soybean oil and tallow may be preferred for their lower prices and wider availability (USDA-ERS 2016c).

4 ENVIRONMENTAL CONSEQUENCES

This chapter provides APHIS' evaluation of the potential environmental impacts that could derive from the alternatives considered in this EA; denying the petition, or issuing a determination of nonregulated status for LBFLFK canola. Pursuant to CEQ regulations APHIS considers the direct, indirect, and cumulative impacts of both alternatives. Potential direct and indirect impacts are discussed in this chapter, and potential cumulative impacts in Chapter 5.

4.1 Scope of Analysis

An impact would be any change, beneficial or adverse, from existing (baseline) conditions described for the affected environment in Chapter 3. A direct impact derives from an Agency action without intermediate steps or processes. A direct impact would be, on approval of the petition, the availability of LBFLFK canola to commercial markets, its use subject to any U.S. EPA requirements, FDA consultation, and/or state requirements. Indirect impacts are those related to, but removed from the Agency's decision in space and time. Examples would include emissions of air pollutants from farm equipment used in LBFLFK canola production, and potential impacts on water quality resulting from agricultural run-off comprised of soil sediment, pesticides, and/or fertilizers.

4.2 Acreage and Areas of Canola Production

No Action Alternative: Acreage and Area of Canola Production

Denial of the petition would have no impact on factors governing the acreage and areas used for U.S. canola production. Acreage is determined by domestic and international demand for oilseed products, independent of APHIS' regulatory status decision for LBFLFK canola. In general, demand for canola products is expected to increase through 2024 commensurate with an increasing U.S. and global population (Westcott and Hansen 2015). Consequently, there may be an increase in U.S. acreage, to some extent, due to increased demand.

Preferred Alternative: Acreage and Area of Canola Production

The potential impact of approval of the petition on the total number of U.S. acres planted to canola is difficult to determine with any degree of accuracy. Because LBFLFK canola oil would be a new commodity, marketed as a specialty canola containing EPA and DHA, production may entail use of additional cropland for production. Any additional acreage utilized for LBFLFK canola cultivation would be lands zoned for agricultural uses.

The refined oil may provide an alternate source of vegetable oil enriched in omega-3 LC-PUFAs for use in foods, and animal and aquaculture feed, as well as for development of DHA/EPA dietary supplements. The defatted meal produced from LBFLFK canola will not be sold as a source of omega-3 LC-PUFAs as the oil content of the meal will be too low to make a significant contribution of EPA/DHA to livestock feed. Market forces, grower choice, consumer preference, and demand for vegetable and fish oils rich in EPA and DHA, across all markets (i.e., feed, food, and nutraceuticals), will determine the market share and scale of adoption of LBFLFK canola. Due to the uncertainty associated with these factors, the future scale of production cannot be determined. Consumer preference for a GE vegetable oil enriched in omega-3 fatty acids, in particular, is unclear. It is anticipated that initial use may be limited to the aquaculture feed industries. In general, it is foreseeable and possible that, if LBFLFK canola eventually becomes a

preferred source of food and feed oil, as well as a source for production of EPA/DHA supplements, an increase in canola acreage could follow.

Although the extent of market share and scale of adoption of LBFLFK canola by growers is difficult to determine, APHIS upward bounded our estimates based on assumptions of low EPA/DHA yields from LBFLFK canola seed, and high rates of product utilization. LBFLFK canola could yield around 0.75 to 1.0 metric tons of oil/hectare (750 to 1,000 Kg/ha).²⁴ EPA content ranges from about 5% – 8%, and DHA around 1% (BASF 2018), which equates to provision of around 75 Kg EPA, and 15 Kg DHA per hectare on the low end (low yield of 0.75 metric tons/ha). This estimate does not account for losses during extraction, separation, processing, packaging, and shipping. Many health authorities recommend a daily intake (RI) of around 25 – 500 mg/day combined EPA/DHA, or more (NIH 2017). If LBFLFK canola were exclusively used to fulfill 20% of EPA/DHA supply for the entire U.S. population, this could entail use of around 160,000 hectares, or 400,000 acres (Table 4-1). It should be noted that this estimate does not include use by the animal feed/aquaculture industry and other uses. These uses could not be estimated because of a lack of quantitative data on the amount of canola oil and whole seed that is or would be used for livestock and aquaculture feeds. However, these additional uses and any losses of product would increase the land area needed to meet this hypothetical RI demand.

US Population	EPA/DHA RI - Kg	EPA/DHA Required per Day - Kg	EPA/DHA Required per Day/Yr	Total EPA/DHA Required per Year - Kg	EPA/DHA per Year at 20% - Kg	EPA/DHA Yield per Hectare - Kg	Total Hectares	Total Acres
325,000,000	0.0005	162,500.0	365	59,312,500.0	11,862,500.0	75	158,166.7	390,671.7

For perspective in scale, in 2017, both corn and soybean crops were planted to around 90 million acres (36.4 million ha) each. All U.S. oilseed crops (including soybeans), collectively, comprised a total of 93.4 million acres in 2017; hence, 400,000 acres of LBFLFK canola would represent around 0.4% of total oilseeds crops, and 19% of U.S. canola cropland (2.16 million acres).

Generally, any increased acreage allotted to LBFLFK canola production is expected to be limited, as (1) surging demand for fish products as an EPA/DHA source is anticipated to be met by growth in supply from aquaculture production, which is expected to reach 102 million tons by 2025, 39% higher than the 2013-2015 period level (FAO 2016) and (2) emerging sources of EPA/DHA such as GE camelina (Tejera et al. 2016), GE EPA/DHA producing canola (Walsh et al. 2016), EPA/DHA producing yeasts (Xie et al. 2015), as wells as farmed marine algae (Salem and Eggersdorfer 2015), may also become available, subject to any required regulatory evaluations and approvals. These factors, conjoined with what is anticipated to be limited consumer preference for GE canola oil enriched in omega-3 fatty acids, at least initially, will likely serve to limit acreage utilized for LBFLFK canola crop production over the next decade.

²⁴ Average canola oil yield/ha in North Dakota is around 0.82 metric tons. Note that the meal, which is about 55% - 60% of the seed after crushing, is not anticipated to provide a substantial source of EPA/DHA, and not considered in the estimated acreage.

In terms of potential areas of production: Soybeans produce their best yields in hot, wet, and humid climates, while canola, safflower, sunflower, and flax tend to be planted in more arid regions. Consequently, canola does not typically compete for acreage with soybeans because they require different climates (USSEC 2011). LBFLFK canola, if adopted, would more likely be planted in areas currently utilized for canola production (North Dakota), safflower (Montana, South Dakota), sunflower (North Dakota, South Dakota), and flaxseed (North Dakota). However, LBFLFK canola can also be successfully grown as a winter variety in areas such as Texas and Georgia.

4.3 Agronomic Practices and Inputs

No Acton Alternative: Agronomic Practices and Inputs

Denial of the petition would have no effect on the agronomic practices and inputs used for canola production. The potential environmental impacts associated with the agronomic practices and inputs used for the production of GE and non-GE canola varieties such as tillage, volunteer management, pest and weed management, and pest and weed resistance management would be unaffected by continued regulation of LBFLFK canola.

Preferred Alternative: Agronomic Practices and Inputs

Agronomic practices and inputs used for the production of LBFLFK canola would be the same as those used for other canola varieties. BASF assessed agronomic and phenotypic performance with field trials at 14 different locations over two seasons. Data presented by BASF demonstrate that, except for the fatty acid profile in the seed, and herbicide resistant trait (expressed throughout the plant, except for mature seed), LBFLFK canola is generally equivalent to the non-GE parental line (Kumily) and other non-GE canola varieties in terms of agronomic performance and phenotypic properties. Field trial data does however indicate that the introduced trait genes and their products may result in reduced germination, especially when exposed to colder temperatures. Additionally, LBFLFK canola had a slightly reduced yield and increased moisture level at harvest. These phenotypic differences are attributed to the altered fatty acid profile of the seed (BASF 2018). LBFLFK canola is no different from other canola in regard to pest or disease susceptibility (BASF 2018), consequently, pesticide use is not expected to be any different with this variety. However, as discussed further in Chapter 5, any increase in acreage used for LBFLFK canola would contribute to a commensurate increase in pesticide use.

Imazamox resistant canola varieties are already produced in the United States, such as those sold under the Clearfield® brand. LBFLFK canola would follow the same weed management practices as currently implemented with these varieties. Pending approval from the U.S. EPA, Beyond® herbicide, containing the active ingredient imazamox, will be used on LBFLFK canola as part of a weed management program (BASF 2018). Rate, adjuvants, spray volume and pressure, and nozzle use will need to follow U.S. EPA label requirements (BASF 2018).

Herbicide use with LBFLFK canola would need to follow established weed resistance management practices. In 2017, the U.S. EPA issued PR Notice 2017-2, *Guidance for Herbicide-Resistance Management, Labeling, Education, Training and Stewardship* (US-EPA 2017c), which provides registrants and growers detailed information on slowing the development and spread of HR weeds.

4.4 Physical Environment

4.4.1 Soils

No Action Alternative: Soil Quality

Under the No Action Alternative, LBFLFK canola would not be available for commercial production. Current agronomic practices and inputs associated with canola production would continue as currently practiced. Potential impacts on cropland soils, both beneficial and adverse, would likely continue under current trends, unaffected by denial of the petition request.

Preferred Alternative: Soil Quality

The agronomic practices and inputs used for LBFLFK canola production that can impact soil quality, discussed in Chapter 3, would be no different from those currently used for production of existing canola cultivars (e.g., Clearfield® canola).

4.4.2 Water Resources

No Action Alternative: Water Resources

The potential impacts of canola crop production on water resources in the United States would be unaffected by denial of the petition. Growers would continue to cultivate GE HR and non-GE canola varieties currently available, employing the agronomic practices and inputs associated with these varieties. These include the more commonly used herbicides glyphosate, glufosinate, and imidazolinones, fertilizers (e.g., nitrogen, phosphorus), as well as insecticides and fungicides. All of these inputs can potentially impair surface and groundwater quality. The conservation tillage and no-till practices commonly used in canola production help to reduce agricultural runoff, and are largely considered favorable to water resources, relative to cropping systems using conventional tillage. For example, tillage practices in North Dakota for canola production are estimated to be around 75% no-till and 25% conventional till (S&T 2010).

Preferred Alternative: Water Resources

Crop Irrigation

Few canola farms currently employ irrigation due to the climate of the northern tier states where most canola is grown. In 2012 (latest data), 133 out of 3,995 canola producers (0.03%) irrigated their crops, which comprised a total of 26,894 out of 1.74 million planted acres (USDA-NASS 2014b). Water use requirements for LBFLFK canola are no different than other canola varieties. Consequently, considering average irrigation practices for canola, potential impacts to groundwater and surface water supplies are unlikely.

Water Quality

Because the agronomic practices and inputs utilized for LBFLFK canola production would be no different than those currently used, sources of potential impacts on water resources, namely sediment, fertilizers, and pesticides in agricultural run-off, would not be expected to substantially differ. There are no novel impacts to water resources identified with cultivation of LBFLFK canola.

The U.S. EPA provides label use restrictions and guidance for pesticides, to include imidazolinone based herbicides (US-EPA 2011), that are intended to prevent impacts to surface and groundwater (US-EPA 2018d, a). Similarly, national and local programs to reduce NPS

contaminants in agricultural run-off, and run-off itself, would continue, such as the USDA-NRCS NWQI (USDA-NRCS 2017) and the North Dakota Department of Agriculture Pesticide Water Quality Program (NDDA 2017).

4.4.3 Air Quality

No Action: Air Quality

Relative to canola production, air quality would continue to be affected along current trends by emission sources such as tillage (PM), pesticide application (aerosols, spray drift), and use of farm equipment that combusts fossil fuels (NAAQS pollutants – O₃, NO₂, CO, SO₂, Pb, PM). The U.S. EPA and USDA efforts to reduce emissions, along with state and local efforts would likewise continue (US-EPA 2017f). Conservation and no-till practices commonly used in canola production limit soil and fuel based emissions – relative to conventional tillage, and are expected to continue as currently practiced.

Preferred Alternative: Air Quality

Because agronomic practices and inputs would remain unchanged, no changes to emission sources (i.e., tillage, fossil fuel burning equipment, the application of fertilizers and pesticides) are expected. An increase in acreage used for LBFLFK canola production would result in a commensurate increase in NAAQS emissions, however, the probability and extent of increased acreage is highly uncertain (see 4.2 – Acreage and Areas of Canola Production). If there is increased acreage utilized for LBFLFK canola production, it is expected to develop over the next decade or longer – immediate increases in canola acreage are not anticipated (see cumulative impacts discussion for acreage and air quality). In general, approval of the petition is unlikely to result in a notable increase in production area and associated emissions of NAAQS pollutants.

The U.S. EPA provides label use restrictions and guidance intended to minimize spray drift and aerosolization (US-EPA 2011). Imazamox (a.i. in Clearfield® herbicides, to be used with LBFLFK canola) has a vapor pressure of 25° C (IUPAC 2017), which indicates low volatility. Impacts to air quality from the use of imazamox are expected to be minimal, largely limited to fossil fuel based emissions associated with the use of application equipment.

4.5 Biological Resources

Potential impacts to biological resources considered in this EA are the effects of the GE trait genes and their gene products through gene flow to wild relative species, and consumption of LBFLFK canola by wildlife. The potential for GE canola to act as a weedy or invasive species, and for imazamox to adversely impact biological resources, are also considered.

4.5.1 Overview of Potential Impacts on Terrestrial and Aquatic Organisms

While many of the more harmful pesticides have been removed from the commercial market the potential risks pesticides can present to human health and wildlife remain a concern for many citizens, as well as federal and state regulatory agencies. The U.S. EPA evaluates the potential acute and chronic toxicity of a pesticide active ingredient via human health and environmental risks assessments. These assessment are conducted prior to a pesticide registration and inform U.S. EPA label use requirements (US-EPA 2018c). Adherence to the U.S. EPA pesticide label instruction is not only a legal requirement, it is fundamental to the safe use of the product. Pesticides can be hazardous if the recommended safe dose, duration, and frequency of exposure

is exceeded. Information on the potential acute and chronic toxicity of each pesticide on the market, to include imidazolinones, is publicly available from various online resources, such as: (1) the U.S. EPA's ecotoxicology knowledgebase (ECOTOX), which provides single chemical environmental toxicity data on aquatic life, terrestrial plants, and wildlife (US-EPA 2016b); (2) the Pesticide Action Network (PAN 2018); (3) the Integrated Risk Information System (US-EPA 2018b); (4) Toxicology Data Network (US-NIH 2018); and, (5) Agency for Toxic Substances and Disease Registry (ATSDR 2018).

When used according to U.S. EPA label requirements, pesticides are not considered a unreasonable risk to the environment or human health. However, depending on the active ingredient and its toxicity, pesticides can present risks to pesticide applicators. Use of pesticides on canola crops is further described in subsection 3.6 – Human Health.

A summary of the potential impacts of imazamox on biological resources is provided here, with more detailed evaluation of the fatty acid biosynthesis trait genes and products on biological resources discussed in the following subsections.

Imazamox, proposed to be used in conjunction with LBFLFK canola, does not present significant risks to biota (US-EPA 2008). In terms of physical characteristics, imazamox use as an herbicide will result in its direct release to the environment. If released to air during application, a vapor pressure of less than 1.0×10^{-7} mm Hg at 20 degrees C indicates imazamox will exist solely in the particulate phase. Particulate-phase imazamox will be removed from the atmosphere by wet and dry deposition. In soil, imazamox is expected to exhibit very limited leaching and remain in the top 12 inches (30 cm) of soil (PubChem 2017). Volatilization from moist soil surfaces is not expected to be an important fate process based upon an estimated Henry's Law constant of 9.15×10^{-19} atm- m³/mole. Generally, when the Henry's Law constant is greater than around 10^{-4} atm-m³/mol, then volatilization is considered to be an important mechanism governing transport and fate (Montgomery 2007).

Imazamox is primarily degraded by soil bacteria. Soil half-lives range from 15 to 130 days with typical half-lives of 20 to 50 days (PubChem 2017). If released into water, some adsorption to suspended solids and sediment may occur. Volatilization from water surfaces is not expected to be an important fate process based upon Henry's Law constant. An estimated bioconcentration factor of 3.16 suggests the potential for bioaccumulation in aquatic organisms is low. Photodegradation in shallow water can occur, with a surface water half-life of about 7 hours. Aqueous hydrolysis is not expected to be an important environmental fate process (PubChem 2017).

Imazamox is relatively non-toxic by oral and inhalation routes, slightly toxic by the dermal route, non-to-slightly irritating to the skin, and slightly-to-moderately irritating to the eye (US-EPA 2008). Ecological risk assessment data conclude imazamox is unlikely to present a significant risk to fish, invertebrates, birds, or mammals (US-EPA 2008). Imazamox is practically non-toxic to freshwater and estuarine fish and invertebrates on an acute exposure basis. Based on Aquatic Life Benchmarks, the LC50 (µg / L) for freshwater fish > 59,500, invertebrates > 61,000, and nonvascular Plants > 37. Relative to potential acute or chronic risk to birds and mammals from spray drift, imazamox is expected to be slightly to practically non-toxic to birds (US-EPA 2008), and practically non-toxic to mammals (US-EPA 2008). Avian reproductive studies showed no adverse effects at 2000 ppm. Consequently, adverse effects on birds per labeled use

requirements is highly unlikely. As would be expected, the LC50 for vascular plants is around 8 µg / L (US-EPA 2016c). Non-target plant species that receive spray drift from imazamox use will be adversely affected (US-EPA 2008).

4.5.2 Soil Biota

No Action Alternative: Soil Biota

Agricultural practices and inputs, such as tillage and pesticide applications, are known to impact soil microbial populations, species composition, colonization, and associated biochemical processes. Under the No Action Alternative, potential impacts on soil biota in canola croplands, beneficial and adverse, would continue along current trends.

Preferred Alternative: Soil Biota

Because LBFLFK canola is agronomically equivalent to other canola varieties the potential impacts of LBFLFK canola production on soil biota would likewise be the same. Use of pesticides on LBFLFK canola and any hybrid progeny is not expected to be any different than that currently used in canola production. All pesticide use on LBFLFK canola, to include imazamox, would be subject to U.S. EPA requirements. The use of herbicides with the active ingredient imazamox (an imidazolinone) will follow the same agronomic practices as used for Clearfield® canola (BASF 2018), pursuant to U.S. EPA label use requirements.

While LBFLFK canola differs from other canola varieties in the fatty acid profile of the seed, this difference is not expected to have effects on soil biota or community structures. A diverse array of fatty acids are common across terrestrial animals, plants, and microorganisms, as are the mechanisms of fatty acid biosynthesis (Řezanka and Sigler 2009; Ruess and Chamberlain 2010). Structurally and functionally similar elongase and desaturase enzymes and fatty acid biosynthesis pathways (Appendix A) in LBFLFK canola seed are extant in many soil dwelling organisms (Stanley-Samuelson et al. 1988; Řezanka and Sigler 2009; Ruess and Chamberlain 2010). Fatty acid profiles have been characterized in a variety of species of soil bacteria, yeasts, fungi, and soil dwelling insects (Řezanka and Sigler 2009; Ruess and Chamberlain 2010). Numerous straight-chain saturated, straight-chain monounsaturated, straight-chain polyunsaturated, and branched-chain fatty acids have been isolated from soils (Sampedro et al. 2006). These include the majority of the fatty acids produced by LBFLFK canola. Due to the ubiquity and diversity of fatty acids in soil, fatty acids are in fact used as biomarkers to study soil food webs. For example, fatty acid profiles indicating specific dietary components (i.e., soil bacteria, fungi, plant litter) of the soil dwelling arthropod Collembola have been used to elucidate feeding strategies (Ruess and Chamberlain 2010).

Considering that soil biota are already exposed to the fatty acids in LBFLFK canola via the biosynthesis and trophic transfer of fatty acids among soil bacteria, fungi, yeasts, earthworms, soil dwelling insects, and those derived from decayed plants and animals (Sampedro et al. 2006; Řezanka and Sigler 2009; Ruess and Chamberlain 2010), disturbance of the soil ecosystem as a result of LBFLFK canola cultivation is highly unlikely.

4.5.3 Wildlife Communities

No Action Alternative: Wildlife Communities

Under the No Action Alternative, conventional and GE canola production will continue as currently practiced while LBFLFK canola remains a regulated article. Cultivation of other GE and non-GE canola varieties will continue following the trends summarized in Chapter 3. Potential impacts of GE and non-GE canola production on wildlife communities in proximity to canola fields would be unchanged.

Preferred Alternative: Wildlife Communities

Wildlife that May Feed on LBFLFK Canola

Approval of the petition, and subsequent commercial production of LBFLFK canola, would not be expected to affect animal communities adjacent to or within LBFLFK canola cropping systems any differently from that of current canola cropping systems. LBFLFK canola is agronomically and phenotypically similar to other canola varieties, and the seed has a similar fatty acid profile to other canola, apart from the longer chain omega-3 and omega-6 fatty acid profile (Table 4-2). Thus, conceptually, the only potential risk to wildlife, as a matter of hazard assessment, would be from exposure to the desaturase and elongase enzymes and fatty acids they synthesize via consumption of the seed, this type of feeding largely limited to birds, granivorous insects, and foraging rodents. As discussed below, insects may consume as well as synthesize LC-PUFAs, and certain species synthesize EPA and DHA, specifically. Caterpillars of certain species of Lepidoptera, such as armyworms, seedpod weevils, grasshoppers, Lygus bugs, and flea beetle, may feed on canola seed pods. Voles, shrews, mice and other rodents may likewise consume LBFLFK canola seed. Consumption of EPA and DHA via LBFLFK canola seed has the potential, conceptually, to impact primary consumers (e.g., granivorous insects, rodents, birds), as well as secondary (e.g., insectivorous birds, bats, and insects etc.) and tertiary consumers (e.g., foxes, predatory birds, etc.) (Colombo et al. 2018). These potential impacts are discussed below.

Table 4-2. Fatty Acid Profile of LBFLFK Canola and Non-GE Reference Varieties					
Fatty Acids		Control (Kumily)	LBFLFK (sprayed)¹	Non-GE Reference Variety	LBFLFK (non-sprayed)²
Percent Total Fatty Acids					
		Mean (SE)	Mean (SE)	Min-Max	Mean (SE)
C14:0	Myristic acid	0.063 (0.0072)	0.071 (0.0027)	0.04–0.08	0.067 (0.0054)
C16:0	Palmitic acid	4.87 (0.091)	4.84 (0.091)	3.04–4.72	4.81 (0.091)
C16:1 trans	Trans-Hexadecenoic acids	*	0.068 (0.0031)	*	0.066 (0.0038)
C16:1n-7	Palmitoleic acid	0.31 (0.0075)	0.21 (0.0075)	0.2–0.33	0.2 (0.0075)
C16:1n-9	Cis-7 hexadecenoic acid	0.053 (0.01)	0.06 (0.012)	0.03–0.087	0.058 (0.0086)
C17:0	Heptadecanoic acid	0.047 (0.0021)	0.04–0.05	< LOQ–0.048	0.042–0.052
C17:1	Cis-10-Heptadecenoic acid	0.05 (0.0021)	< LOQ	< LOQ–0.06	< LOQ
C18:0	Stearic acid	1.97 (0.043)	2.54 (0.043)	1.78–2.22	2.49 (0.043)
C18:1n-7	Cis-vaccenic acid	3.34 (0.054)	3.4 (0.054)	2.77–3.56	3.35 (0.054)
C18:1n-9	Oleic acid	54.61 (1.29)	25.5 (1.29)	55.59–76.02	25.94 (1.29)
C18:1 trans	Elaidic acid	< LOQ	0.16 (0.054)	< LOQ–0.07	.17 (0.04)
C18:2n-6	Linoleic acid	20.07 (0.52)	28.79 (0.52)	5.68–23.45	28.39 (0.52)
C18:2n-9	Octadecadienoic acid	*	0.9 (0.089)	*	0.91 (0.071)
C18:3n-3	Linolenic acid	7.49 (0.33)	4.83 (0.33)	1.69–8.39	4.91 (0.33)
C18:3n-6	Gamma-Linolenic acid	*	1.75 (0.42)	*	1.7 (0.44)
C18:4n-3	Octadecatetraenoic acid	*	0.26 (0.039)	*	0.25 (0.044)
C20:0	Arachidic acid	0.66 (0.031)	0.52 (0.031)	0.55–0.79	0.6 (0.031)

Fatty Acids		Control (Kumily)	LBFLFK (sprayed) ¹	Non-GE Reference Variety	LBFLFK (non-sprayed) ²
Percent Total Fatty Acids					
		Mean (SE)	Mean (SE)	Min-Max	Mean (SE)
C20:1n-9	Eicosenoic acid	0.97 (0.021)	0.64 (0.021)	*	0.65 (0.021)
C20:2n-6	Eicosadienoic acid	0.056 (0.0033)	0.1 (0.0011)	0.034–0.08	0.099 (0.001)
C20:2n-9	Eicosadienoic acid	*	0.22 (0.042)	*	0.23 (0.038)
C20:3n-3	Eicosatrienoic acid methyl ester	*	0.064 (0.0063)	*	0.062 (0.0076)
C20:3n-6	Dihomo-gamma-linolenic acid	*	3.56 (0.79)	*	3.56 (0.77)
C20:3n-9	Mead acid	*	0.062 (0.012)	*	0.064 (0.0099)
C20:4n-3	Eicosatetraenoic acid	*	1.77 (0.39)	*	1.8 (0.37)
C20:4n-6	Arachidonic	*	2.26 (0.36)	*	2.19 (0.39)
C20:5n-3	Eicosapentaenoic acid (EPA)	*	7.21 (1.26)	*	7.21 (1.34)
C22:0	Behenic acid	0.34 (0.0074)	0.26 (0.0074)	*	0.25 (0.0074)
C22:4n-3	Eicosatetraenoic acid	*	0.51 (0.12)	*	0.51 (0.1)
C22:4n-6	Adrenic acid	*	0.46 (0.11)	*	0.44 (0.11)
C22:5n-3	Docosapentaenoic acid (DPA)	*	2.94 (0.53)	*	2.93 (0.46)
C22:5n-6	Docosapentaenoic acid	*	0.089 (0.027)	*	0.085 (0.022)
C22:6n-3	Docosahexaenoic acid (DHA)	*	1.02 (0.18)	*	1.02 (0.18)
C24:0	Tetracosanoic acid	0.2 (0.013)	0.093 (0.013)	0.13–0.38	0.093 (0.013)
C24:1n-9	Nervonic acid	0.13 (0.0045)	0.086 (0.0045)	*	0.093 (0.013)

1. LBFLFK (sprayed) received standard herbicide treatments for weed control plus Beyond® herbicide spray (35 g a.i./ha) at the 3–4 leaf stage.

2. LBFLFK (non-sprayed) received standard herbicide treatments for weed control but no Beyond® herbicide spray.
source: (BASF 2018)

< LOQ = below the limit of quantitation.

* Not known to occur

Omega-3 fatty acids, to include EPA, and to some extent DHA, serve vital structural and functional purposes in all animal species studied, involved in a range of physiological processes such as vision, neurological system function, and cell signaling processes (Swanson et al. 2012; Calder 2014; Twining et al. 2016b). Terrestrial animals must either consume EPA and DHA directly in the diet, or consume their anabolic precursor α -linolenic acid (ALA), and then convert ALA into EPA and DHA. Terrestrial plants, apart from GE canola, contain little to no LC-PUFAs but do contain their precursor, ALA (also in LBFLFK canola), which vertebrates and invertebrates can utilize for metabolic purposes as well as conversion to LC-PUFAs (Twining et al. 2016a; Twining et al. 2016b). Certain species of insects among the orders Coleoptera (flea beetles), Hemiptera (aphids), Orthoptera (grasshoppers), and Lepidoptera (moths, butterflies), which feed on canola seed, and which are prey for birds and small rodents, consume and synthesize a variety of fatty acids, to include those present in LBFLFK canola seed (Turunen 1974; Stanley-Samuelson et al. 1988; Fontaneto et al. 2011; Tzompa-Sosa et al. 2014). For example, linoleic acid (C18:2n6), alpha-linolenic (C18:3(n3), gamma-linolenic acid (C18:3n6), homo-gamma-linolenic acid (C20:3n6), arachidonic acid (C20:4n6), and EPA (C20:5n3) have been identified and their physiological roles evaluated in field cricket (Orthoptera), wax moth (Lepidoptera), mealworm beetle (Coleoptera), cockroach (Blattodea), and mosquitoes (Culicidae) (Table 4-3).

Table 4-3. Fatty Acid Profile: Field Cricket, Wax Moth, Mealworm Beetle, American Cockroach

		Field Cricket <i>Teleogryllus commodus</i> (Orthoptera)			Wax Moth <i>Galleria Mellonella</i> (Lepidoptera)			Mealworm Beetle <i>Tenebrio Molitor</i> (Coleoptera)			American Cockroach <i>Periplaneta Americana</i> (Blattodea)		
		Percent Fatty Acid											
		W	TG	PL	W	TG	PL	W	TG	PL	W	TG	PL
C18:2n6	Linoleic	37.7	29.7	54.7	12.1	3.2	36.8	16.3	18.2	44.8	34.2	28.1	40.1
C18:3n3	α -Linolenic	3.5	3.6	3.7	0.8	0.7	0.1			0.2			
C18:3n6	γ -Linolenic			0.7	0.1		1.6	1.4		3.0	0.7	0.5	0.6
C20:2	Eicosadienoic		0.1	0.2									
C20:3n6	Homo- γ -Linolenic	0.2	T	0.4	0.3		1.1	0.9	3.3	0.2	1.1	0.3	3.1
C20:4n6	Arachidonic	0.1	T	0.3	0.3	0.2	0.1			0.3	5.0	0.4	7.2
C20:5n3	EPA	0.1		0.2	0.3		1.1			0.2	0.1		0.1
C22:4n6	Docosatetraenoic			T									
C22:5n6	Docosapentaenoic-6				0.2		T			0.3			
C22:5n3	Docosapentaenoic-3									0.4			

W = whole body; PL = phospholipids; TG = triacylglycerols; T = trace level

Source: (Stanley-Samuelson and Dadd 1983; Stanley-Samuelson et al. 1988)

Studies of two of the more common Lepidoptera pests of canola, the fall armyworm and cabbage looper, have identified various fatty acids that are likewise extant in LBFLFK canola (Table 4-4), save for DHA and homo- γ -linolenic acid. Further examples include studies of yellow mealworm (*Tenebrio molitor*) and lesser mealworm (*Alphitobius diaperinus*) (Coleoptera), house cricket (*Acheta domesticus*) (Orthoptera), and the Dubia cockroach (*Blaptica dubia*) (Blattodea), which characterized ratios of unsaturated fatty acids relative to saturated fatty acids (Tzompa-Sosa et al. 2014). These include omega-3 and omega-6 LC-PUFAs present in LBFLFK canola (Fontaneto et al. 2011; BASF 2018).

Table 4-4. Fatty Acid Profile of Fall Armyworm and Cabbage Looper

		Fall Armyworm <i>Spodoptera frugiperda</i> Larvae			Cabbage Looper <i>Trichoplusia ni</i> Larvae		
Fatty Acids		PL	TG	TTL in Diet	PL	TG	TTL in Diet
C14:0	Myristic	t	t	2.5 (1.0)	t	1.1 (0.3)	2.0(0.8)
C16:0	Palmitic	13.0(3.0)	32.5 (2.6)	33.5 (1.6)	10.4 (3.7)	27.5 (2.4)	15.6 (0.5)
C16:1	Palmitoleic	9.7 (2.8)	17.1 (3.4)	t	t	3.3 (0.8)	1.1 (0.1)
C18:0	Stearic	5.5 (1.2)	2.1 (0.6)	5.8 (1.6)	6.6(0.9)	3.0(0.5)	3.9 (0.3)
C18:1	Oleic	22.7 (2.6)	37.8 (3.0)	23.0 (2.3)	16.1 (5.9)	31.2(1.5)	18.2 (0.9)
C18:2	Linoleic	38.0 (3.2)	9.4(1.6)	24.9 (2.9)	39.6 (6.0)	26.8 (2.3)	41.9(2.2)
C20:0	Arachidic	0.5 (0.3)	x	x	0.7 (0.4)	t	x
C18:3n6	γ -Linolenic		x	x		t	x
C18:3n3	α -Linolenic	8.0(0.5)	x	3.3 (0.6)	21.7(4.3)	5.4 (0.9)	12.9 (0.8)
C20:2n6	Eicosadienoic	x	x	2.9 (0.8)	x	x	0.2 (0.1)
C20:3n6	Homo- γ -Linolenic	x	x	x	x	x	x
C20:4n6	Arachidonic	t	x		0.3 (0.1)	x	x

C20:5n3	EPA	0.6 (0.5)	x	1.4(0.1)	1.1 (0.4)	x	x
C22:0	Behenic	0.6 (0.3)	x	x	1.3 (0.7)	x	x
C22:6n3	DHA	x	x	x	x	x	x
Proportions of fatty acids, as percentage of total fatty acids, in the phospholipid (PL) and triacylglycerol (TG) fractions of total lipid extracts from last instar larvae of <i>S. frugiperda</i> and <i>T. ni</i> , and from their respective larval diets. Values are mean (standard deviation).							
X = not detected							
t = trace							
TTL=Total							

Source: (Stanley-Samuelson et al. 1986)

When groups of waxmoth larvae were raised on media that provided increasing levels of dietary C18:3n-3 fatty acid (ALA), analysis of the adult fatty acid compositions showed tissue ALA and 20:5n-3 (EPA) proportions increased with increasing levels of dietary ALA (Stanley-Samuelson and Dadd 1983; Stanley-Samuelson et al. 1988). This was taken to suggest elongation/desaturation of the parental ALA to EPA. House crickets have been reported to synthesize EPA (Blomquist et al. 1991), as well as DHA (Oonincx et al. 2015). One study detected C22:6n3 (DHA) in house cricket tissues samples, and concluded that, because C20:3n3 and DHA were not present in the diets fed to house crickets, yet present in house cricket tissue, this suggested *de novo* synthesis of DHA (Oonincx et al. 2015). In other studies, both EPA and DHA were consistently detected in various species of mosquito (*Ochlerotatus* spp.) (Sushchik et al. 2013), and DHA in locust (*Locusta migratoria*) (Mohamed 2015).

While the physiological roles of various saturated, monosaturated, and LC-PUFAs have been studied across a wide range of orders of insects, the synthesis and dietary accumulation of DHA by terrestrial insects, specifically, apart from those studies cited here, has not been widely reported in the literature (Stanley-Samuelson et al. 1988; Fontaneto et al. 2011; Tzompa-Sosa et al. 2014). In general, most species of terrestrial insects do not appear to accumulate DHA, or do so at only trace levels. While some studies have reported DHA in beetles and ants, around 26 and 12 mg/100g DHA, respectively, other studies in beetles, crickets, and cicadas were unable to detect DHA (Siriamornpun and Thammapat 2008). The lack of detection of DHA in certain insect species may reflect low conversion from ALA and/or a limited dietary supply. Of note, while DHA is not commonly observed in terrestrial insects, similar C22 fatty acids have been reported, such as C22:5n6 (docosapentaenoic-6) and C22:5n3 (docosapentaenoic-3) (see Table 4-3 and Table 4-4).

At the organismal level, C20 and C22 LC-PUFAs comprise a very small proportion of total, whole body, fatty acids, often detectable only via analysis of particular fractions (e.g., phospholipid and triacylglycerol) of specific tissues. This is because various fatty acids, owing to their structural and functional purposes, have distinctly different patterns of occurrence among specific tissue types. For example, C20 fatty acids have been found to comprise less than 1% of total fatty acids in whole body analyses of the butterfly *Deilephila elpenor*, however, EPA comprised up to 40% of the retinal fatty acids. Similarly, while of low occurrence in whole body analyses, C20 LC-PUFAs comprise around 5% of fatty acids of the testes of the butterfly *P. brassicae* (Stanley-Samuelson et al. 1988).

In general, LC-PUFAs occur in and are probably physiologically important for all insect species, as LC-PUFAs serve not only structural purposes in maintaining cell membrane integrity, but serve metabolic roles as precursors to prostaglandins and other eicosanoids (Stanley-Samuelson and Dadd 1983; Stanley-Samuelson et al. 1988). EPA, as well as DHA and similar C22 omega-3 and omega-6 fatty acids, likely serve important functions for some insect species, given their presence in those species studied (Stanley-Samuelson et al. 1988; Blomquist et al. 1991; Sushchik et al. 2013; Mohamed 2015; Oonincx et al. 2015).

While the biological significance of fatty acids, particularly LC-PUFAs, in insects is well recognized (Fraenkel and Blewett 1946; Stanley-Samuelson et al. 1988), Hixson et al. (2016) reported that, under laboratory conditions using experimental diets, increasing the amount of EPA and DHA in larval cabbage butterfly (*P. rapae*) diets resulted in changes in adult weight and wing morphology. Diets containing increasing amounts of EPA and DHA did not affect developmental phenology, larval or pupal weight, food consumption, nor larval mortality. However, the authors report that addition of EPA and DHA in larval diets resulted in progressively heavier adults with smaller wings ($p < 0.05$), and a higher frequency of wing deformities ($p = 0.001$). The authors concluded that the presence of EPA and DHA in diets of larval *P. rapae* may alter adult mass and wing morphology, and that further research on the impacts of EPA and DHA in GE camelina on terrestrial biota was needed (Hixson et al. 2016). The authors noted that there are challenges associated with using experimental artificial diets as a model and extrapolating results from these conditions to nature (Hixson et al. 2016). This study did not use or evaluate EPA/DHA enriched seed oil from GE camelina, discussed in more detail below. There were no other studies found in the scientific literature describing adverse effects of EPA/DHA on the development of Lepidoptera larva. However, it is noted that Fraenkel and Blewett (1946) described wing deformities in Lepidoptera reared on diets deficient in linoleic acid and vitamin E.

Animal feeding studies relative to LBFLFK canola are limited. One study evaluating a similar product to LBFLFK canola, a GE *Camelina sativa* that likewise has a seed oil enriched in EPA and DHA, investigated effects on Atlantic salmon (Betancor et al. 2016). Inclusion of EPA/DHA camelina oil in feeds for Atlantic salmon found no detrimental effect on growth or performance after 11 weeks of feeding (Betancor et al. 2016). A similar study employing GE camelina oil high in EPA (~ 20%) found salmon grew well and exhibited no adverse effects as to performance, metabolic processes, nor on the nutritional quality of the flesh of the fish (Betancor et al. 2015). A 10 week mouse study evaluating the effects of GE camelina oil, enriched in DHA and EPA, on development and physiology observed no adverse effects in the mice, apart from weight gain in those mice fed camelina oil, as well as those fed fish oils (Tejera et al. 2016).

In terms of wildlife that may consume LBFLFK canola seed: fatty acids are vital to the normal development and function of all organisms. LC-PUFAs, in particular, are necessary for the health and maintenance of higher organism such as mammals (Sperling et al. 2003; Leonard et al. 2004; Sampedro et al. 2006; Ruess and Chamberlain 2010). All wildlife consume or synthesize, and are comprised of, fatty acids found in LBFLFK canola seed, to include the LC-PUFA EPA, and to some extent DHA (Leonard et al. 2004; Sampedro et al. 2006; Hashimoto et al. 2008; Řezanka and Sigler 2009; Ruess and Chamberlain 2010; Fontaneto et al. 2011; OSU 2017).

Fundamentally, the vast majority of fatty acids among eukaryotes and prokaryotes are common across taxa as are biosynthesis pathways (Appendix A). For example, Hashimoto et al. (2008) investigated 56 eukaryotic genomes and identified 275 desaturase and 265 elongase homologs. Phylogenetic analyses indicated that the desaturases consisted of four functionally distinct subfamilies and the elongases consisted of two subfamilies. Relative to fatty acid biosynthesis in LBFLFK canola seed: $\Delta 12$ desaturase and $\Delta 15$ desaturases have been identified in lower eukaryotes, plants, and animals (except mammals (Abedi and Sahari 2014; Lee et al. 2016)). Given the lack of $\Delta 12$ and $\Delta 15$ desaturases and the low levels of conversion of ALA to LC-PUFAs, mammals must consume omega-3 and omega-6 fatty acids in their diet (Abedi and Sahari 2014). $\Delta 4$ -, $\Delta 5$ -, and $\Delta 6$ - desaturases exist in a wide range of organisms such as algae, diatom, fungi, moss, bacteria, and humans (Sperling et al. 2003; Abedi and Sahari 2014; Lee et al. 2016). The genes encoding $\Delta 6$ -elongase have been cloned from a variety of organisms, including higher plants, algae, mosses, fungi, nematodes, and humans (Lee et al. 2016). Enzymes with $\Delta 5$ -elongating activity have been identified in marine microalgae, rodents, and humans (Leonard et al. 2004; Meyer et al. 2004).

Summary of LC-PUFAs and Wildlife

Based on the vital physiological roles fatty acids serve in vertebrates and invertebrates (e.g., (Swanson et al. 2012; Calder 2014; Napier et al. 2015; Twining et al. 2016a; NIH 2017)), it is unlikely that LBFLFK canola seed presents any risk to wildlife. None of the fatty acids extant in LBFLFK canola seed are novel to terrestrial biota; they are in fact common across almost all taxa. The only difference in LBFLFK canola seed is the presence of DHA, EPA, and DPA, and expected variations in the levels of some other fatty acids, such as ALA. Animals must either consume EPA and DHA directly in the diet, or consume their anabolic precursor ALA, and then convert (biosynthesis) ALA into EPA and DHA. Because animals synthesize EPA and DHA from ALA, as needed, consumption of prey containing EPA and DHA, and trophic transfer of these fatty acids, is unlikely to present risks to secondary and tertiary consumers. As reviewed above, some species of insects accumulate EPA, and to some extent DHA, via dietary means. Some insects may also synthesize EPA and DHA. Aside from the intended changes in the fatty acid profile (EPA/DHA), compositional analyses show no significant nutritional differences between the parental AV Jade canola line, commercial varieties, and LBFLFK canola (BASF 2018).

While Hixson et al. (2016) reported that, under laboratory conditions, diets fortified with increasing amounts of EPA and DHA resulted in progressively heavier adult butterflies and a higher frequency of wing deformities, this is the first and only report of such adverse effects of EPA and/or DHA on Lepidoptera development that APHIS is aware of. The authors stated that the experimental diets were estimated to comprise levels of EPA and DHA less than those in GE camelina seed (Hixson et al. 2016). These novel findings may be valid, or they could be anomalous, confounded by experimental conditions and methods. For example, 33% of control larvae in the study exhibited wing deformities (Hixson et al. 2016), and there were errors in the statistical analyses and thus interpretation of data (comment on Hixson et al. paper by Bill Price, posted 11 May, 2016 - see publication website). At this time the data is not sufficient to draw any conclusions in regard to the potential risk EPA and DHA may present to Lepidoptera insects. In general, the vast majority of current literature finds that LC-PUFAs are of considerable biological significance for insects generally; regular structural components of insect tissues as

well the basis for compounds serving vital cell signaling and neurological functions (Stanley-Samuels and Dadd 1983; Stanley-Samuels et al. 1988).

AHAS – Imidazolinone Resistance Trait

AHAS enzymes are ubiquitous in plants and microbes. The *AHAS* gene in LBFLFK canola was derived from *Arabidopsis thaliana* (thale cress), a brassica species that occurs widely across the United States, and worldwide. It is generally considered a weed due to its prevalence in agricultural fields, roadsides, and other disturbed habitats. The AHAS protein in LBFLFK canola has two amino acid substitutions (mutations) that confer resistance to imidazolinone herbicides. The amino acid sequence of AHAS was compared with other AHAS enzymes present in food and feed, and considered structurally and functionally related to other AHAS enzymes that are commonly consumed by humans and wildlife. The proteins found to have the highest sequence identity to AHAS are those from crop plants such as canola (88.2% identity), chickpea (78.2% identity), apple (78.9%), and sunflower (77.6% identity) (BASF 2018).

Several commercialized crops have herbicide resistance conferred by AHAS, all of these crops are non-GE varieties (e.g., Clearfield® canola, Clearfield® wheat, Clearfield® sunflower, Clearfield® lentils). The safety of mutant AHAS enzymes expressed in these crops has been investigated in rats and mice; no adverse effects were identified (Mathesius et al. 2009; Chukwudebe et al. 2012).

Considering the ubiquity of AHAS among plants commonly consumed by wildlife, origin of the *AHAS* transgene (*Arabidopsis*), and homology of the AHAS in LBFLFK canola to other AHAS enzymes, it is unlikely the consumption of mutant AHAS protein in LBFLFK canola presents risk to wildlife.

Plant Pests

Flea beetles (Chrysomelidae) are major pests in spring canola production areas in the United States and the most damaging insect pest on canola in North Dakota (USDA-APHIS 2018b). When populations of flea beetles are high (e.g., > 50 per plant) feeding on green pods can cause pod shatter (Knodel et al. 2017). In Canada, yield losses of 10% are common, and total annual canola crop losses in North America due to flea beetles is probably greater than \$300M (CCoC 2014).

Flea beetles overwinter as adults beneath plant debris or in soil. They become active in early spring when temperatures reach 50°F and begin feeding on weeds or early-planted crops. Flea beetle damage on canola generally occurs early at the cotyledon stage (first leaves to emerge after germination) (USDA-APHIS 2018b). Flea beetles may also directly damage pods during feeding just prior to overwintering.

Data from a limited number of field trials suggested there was a statistically significant higher number of flea beetles in late season LBFLFK canola (BASF 2018). At two of three test sites statistical differences in the number of flea beetles were observed in LBFLFK canola relative to Kumily canola (control) plots, at certain growth stages (BASF 2018). One concern, from an agronomic viewpoint, is that if these data are accurate, this could result in a higher number of overwintering flea beetles in LBFLFK canola fields, which could in turn lead in early spring to

spread of flea beetles to other crops in nearby fields. The primary flea beetle species in North Dakota affecting canola are *Phyllotreta cruciferae* and *Phyllotreta striolata*, which prefer cruciferous plants (Palaniswamy and Lamb 1992). Another factor to consider is that flea beetles transmit two viruses of *Brassica* plants, turnip yellow mosaic virus (TYMV) and radish mosaic virus (RaMV).

In summary, in 2 of 3 field trials LBFLFK canola was shown to harbor higher populations of flea beetles during late summer and fall. No differences in flea beetle damage to the plants was observed during this time frame, an observation that would be consistent with flea beetle feeding during early plant development in the spring. No insecticides were used in these trials; insecticides for control of flea beetles can and are commonly used for seed treatments and foliar applications, relative to the observed damage on canola and number of insect pests present in an area (Knodel et al. 2019). The application of insecticides early in the season would likely result in the reduction of the number of late season flea beetles that could overwinter and migrate to other plants. Overall there is insufficient data to make a determination that LBFLFK canola could potentially attract more flea beetles relative to the parental Kumily canola variety, or other comparators, or that LBFLFK canola will create a greater pest risk in spring crops from overwintering beetles under commercial growing conditions (USDA-APHIS 2018b).

Apart from the data on flea beetles, LBFLFK canola field trials found that LBFLFK canola is similar to the parental Kumily line, and no more likely to be susceptible or resistant to insect pests or diseases typical of canola growing regions. There were no statistically significant, consistent differences in the diversity of invertebrate taxa (pest or beneficial) associated with LBFLFK canola compared to other canola, and no patterns or trends of biological relevance were observed (BASF 2018).

Key Pollinator Species

As discussed in Chapter 3, while biodiversity will be inherently limited, canola growers recognize that maintaining some degree of biodiversity is essential to sustainable farming (SARE 2012). Bees in particular can have a positive impact on canola production. Although pollinators aren't essential for commodity canola production, several studies have shown that pollination by bees can improve both the productivity and quality of canola seed – in part because bees transfer pollen more efficiently than self-pollination in canola (CCoC 2017). Pollination by honey bees has been shown to increase canola yields from 13% to 46% (Sabbahi et al. 2005). Seed set has also been found to be greater in fields with higher bee abundance. Some species of hover flies (Syrphidae) may also significantly increase seed set and yield in canola (Jauker and Wolters 2008). Guidance for U.S. and Canadian canola production encourages growers to apply insecticides only if needed, and after 8:00 p.m. when possible to do so, when bees have ceased foraging (NDSU 2011; CCoC 2017).

Relative to pollen and nectar, canola is considered a good resource for honey bees (CCoC 2017). Canola flowers produce high amounts of nectar that has a good sugar profile for honey production, and ample pollen that provides a good nutritional balance of amino acids, protein, and fats. Plentiful canola blooms in commercial crop fields also allow bees to feed efficiently without covering large distances. Canola pollen contains on average 23% to 24% crude protein, with levels as high as 27.1%, and a full complement of essential amino acids (Somerville 2001). At 24% protein, canola pollen is one of the most nutritious of all pollens collected by bees.

Although little is known about the nutritional need for fats in honey bee diets, there is some indication that pollens with higher fat/lipid levels are more attractive to honey bees (Somerville 2001). Among 60 pollen producing species evaluated, fat content for pollens collected ranged from 0% (red stringybark) to 11.2% (flatweed), with a mean of 2.52%. Field studies have found that canola pollen (mean of 6% fats), hedge mustard (mean 5.8%), turnip weed (mean 6%) and flatweed (mean 7.2%) are relatively high in fat as compared to other pollens, and all very attractive to bees (Somerville 2001). Because the transgenes and fatty acid biosynthesis enzymes are expressed only in the seed, it is expected that the fatty acid profile of LBFLFK canola pollen and nectar content would not significantly differ from its non-GE parental line (Kumily). Tissue samples from LBFLFK canola evaluated included whole plants at rosette and flowering stages, leaf and root from early maturity plants, immature seed, mature seed, and pollen. None of the fatty acid biosynthesis enzymes were detected in non-seed tissues of LBFLFK canola (BASF 2018).

While there is limited data for U.S. canola production, during the past decade the number of honey bees in Canada has reached near-record levels, with more than 722,000 colonies Canada-wide in 2015, up from 600,000 in 2000 (CCoC 2017). Over 70% of these colonies are in Western Canada, where canola is widely grown, to include imidazolinone resistant Clearfield® canola. Although honey bees can be an abundant pollinator in canola field, there are also many species of wild bees that can be present. A study in Manitoba, Canada, identified 15 species of bumble bees in canola fields (Turnock et al. 2006). A study from Simon Fraser University (British Columbia) found bee abundance was greatest in canola fields that had more uncultivated land within 750 m of field edges (Morandin and Winston 2006). In general, studies to date indicate that canola and pollinators share a mutually beneficial relationship. Because, apart from the fatty acid profile of the seed, LBFLFK canola is agronomically and phenotypically the same as non-GE canola, commercial production of LBFLFK canola would be expected to affect biodiversity in and around LBFLFK canola crops no differently than other canola cropping systems.

The AHAS protein levels in the immature seed of non-treated (no herbicide application) plants were around 3 ug/g, 1.5 ug/g in whole plant, and 0.75 ug/g in root. AHAS was not detected in mature seed of either treated or untreated plants. In non-treated plants, AHAS levels in pollen were around 30.6 ug/g (mean). AHAS was not detected in the pollen of herbicide treated plants (BASF 2018).

AHAS enzymes are ubiquitous in plants and microbes. The *AHAS* gene in LBFLFK canola was derived from *Arabidopsis thaliana* (thale cress), a brassica species that occurs widely across the United States, and worldwide. It is generally considered a weed due to its prevalence in agricultural fields, roadsides, and other disturbed habitats. Several commercialized crops have herbicide resistance conferred by AHAS, all of these crops are non-GE varieties (e.g., Clearfield® canola, Clearfield® wheat, Clearfield® sunflower, Clearfield® lentils). The safety of mutant AHAS enzymes expressed in these crops has been investigated in rats and mice; no adverse effects were identified (Mathesius et al. 2009; Chukwudebe et al. 2012). Considering the ubiquity of AHAS among plants commonly consumed by wildlife, origin of the *AHAS* transgene (*Arabidopsis*), and homology of the AHAS in LBFLFK canola to other AHAS enzymes, it is unlikely the mutant AHAS protein in LBFLFK canola presents risk to wildlife, to include pollinators.

4.5.4 Plant Communities

No Action Alternative: Plant Communities

Under the No Action Alternative, conventional and GE canola production will continue as currently practiced while LBFLFK canola remains a regulated article. Cultivation of other GE and non-GE canola varieties will continue following the trends summarized in Chapter 3. Potential impacts of GE and non-GE canola production on plant communities would be unchanged.

Preferred Alternative: Plant Communities

Because the agronomic practices and inputs that will be used for LBFLFK canola production would be no different, the potential impacts on vegetation proximate to canola fields are substantially the same under both the Preferred and No Action Alternatives. In the event of a determination of nonregulated status for LBFLFK canola, the risks to communities of wild plants presented by feral LBFLFK canola populations are relatively low (see following discussion in 4.5.5 on gene flow and weediness). Limited populations of feral LBFLFK canola will likely establish and persist in areas adjacent to LBFLFK canola crops and along seed transport routes, although feral canola populations can be easily managed via mechanical or chemical means, if management is desired or required.

4.5.5 Gene Flow and Weediness of Canola

No Action Alternative: Gene Flow and Weediness

Both GE and non-GE canola varieties will continue to be cultivated. Gene flow between commercial GE and non-GE canola varieties, and wild relative species *B. napus* and *B. rapa*, is, in the long-term, likely to occur (Legere 2005; Beckie and Warwick 2010; Knispel and McLachlan 2010; Bailleul et al. 2016). Seed dispersal along transport routes, cross-pollination of feral GE HR canola with wild relatives, and development of hybrid populations in areas of seed dispersal is likely. Feral populations of GE HR x wild type hybrids will likely persist in disturbed habitats. Pollen flow from GE HR canola to sexually compatible wild relative *Brassica* spp. will occur, although largely limited to areas within around 300 feet of crop field edges. The majority of canola pollen disperses within a radius of around 10 meters, and hybrid seeds rarely are detected more than 50 meters (165 feet) from the pollen-supplying parent (Myers 2006); however, rare outcrosses have been detected up to 4 kilometers (2.4 miles) away in some circumstances (Myers 2006). Based on current data, it is assumed that interspecific and intraspecific hybridization among GE and wild relative species will occur, although probably at low levels (Warwick et al. 2003; Legere 2005; Myers 2006; Warwick et al. 2008). Gene flow is most likely to occur among *B. napus* crops, and *B. napus* crops and wild relative *B. napus* subspecies and *B. rapa* species occurring in or around crop fields, or where canola seed is spilled during transport (Beckie et al. 2003; Legere 2005; CFIA 2011, 2016).

To date, while feral GE HR canola populations exist worldwide, disruption of wild plant communities, and ecosystems, have not been described in the peer review literature. *B. napus* is not an invasive plant and in this respect not considered of significant risk to native plant communities (e.g., see (Katsuta et al. 2015; Belter 2016)). However, the environmental consequences of extant and future GE canola and wild type *Brassica* hybrids remain largely unknown, as such consequences have not, to date, been well studied. The persistence of feral GE HR canola and GE HR wild-type hybrids, and any stable incorporation of GE HR traits in wild

Brassica populations could complicate management strategies where control is desirable. For example, GE HR *B. napus* may cross with *B. rapa* in the wild. Hybrid *B. rapa* (wild mustard) may be considered weedy in cultivated fields and disturbed areas, and may displace desirable vegetation if not properly managed (USDA-NRCS 2012).

Currently, the primary impacts are those associated with GE volunteers, namely those with multiple HR traits, which can create management challenges in rotated crops, and compromise the marketability of certified seed and contaminated crops. The persistence of GE volunteers and gene flow among GE canola and volunteers will likely have agronomic consequences in some areas; requiring adaptation of cultural and chemical management practices.

Under the No Action Alternative, gene/transgene flow between commercial canola varieties, and between commercial canola and wild relatives is not expected to change from what is currently occurring in canola production. Seed dispersal along transport routes, cross-pollination, and development of hybrid populations in areas of seed dispersal and canola crop production is likely to continue. Additionally, weediness potential associated with canola production is not expected to change under the No Action Alternative.

Preferred Alternative: Gene Flow and Weediness

LBFLFK canola, if grown for commercial purposes, would present the same potential risk for gene flow, specifically the propensity and frequency of gene flow, as current canola varieties. Accordingly, a determination of nonregulated status for LBFLFK canola and its progeny would not be expected to present more or less risk for gene flow to wild relative species as do current canola varieties.

Potential concerns regarding GE canola include naturalization, introgression of trait genes into populations of sexually compatible relatives, and the transfer of beneficial traits to native and weedy species through hybridization (Schafer et al. 2011). Incorporation of LBFLFK canola trait genes into populations of sexually compatible wild relative species via hybridization, and particularly introgression, could present an ecological concern, as well as an economic concern to producers of canola crops (Knispel and McLachlan 2010).

As discussed above for the No Action Alternative, pollen flow from LBFLFK canola crops to sexually compatible wild relative species is inevitable (Section 3.5.3 – Gene Flow and Weediness of Canola). This is more of a concern, from an environmental perspective, with feral populations of GE canola (e.g., pollination of LBFLFK canola by wild brassica species would present an economic issue for the grower). Feral GE HR canola, to include stacked-trait feral hybrids, are fairly common in areas where canola is commercially grown, and along seed transport routes. Where feral GE canola populations establish, the potential for hybridization with sexually compatible wild relative species exists. For all canola crops (*B. napus*), it is expected that outcrossing to sexually compatible wild plants on the order of 1% to 10% will occur within about a 30ft range (10 meters), and from 0.1% to 0.01% to plants within around 300ft (100 meters) (Myers 2006; EFSA 2013). However, pollen flow via wind has been reported at distances of up to 3 km (1.9 miles) (Warwick et al. 2008), albeit rarely. Introgression of transgenes from GE HR canola into wild populations appears to be limited, with few instances of introgression being documented to date (Warwick et al. 2008; Luijten et al. 2015; Bailleul et al.

2016; Belter 2016; Busi and Powles 2016). Whether this is due to lack of detection, occurrence, or combination of both, has not been well elucidated.

Pollen germination and pollen grain morphology characteristics were not significantly different between LBFLFK canola and the parental line (Kumily). However, the viability of LBFLFK pollen grains as assessed by a staining assay appeared slightly reduced (77% versus 86%) (BASF 2018).

LBFLFK canola can potentially transfer the trait genes governing omega-3 fatty acid biosynthesis to sexually compatible *Brassica* species via intraspecific or interspecific hybridization. Upon cross-pollination of LBFLFK canola with sexually compatible wild *Brassica* species, incorporation of the fatty acid biosynthesis traits would not be expected to confer any competitive advantage or disadvantage to wild *Brassica* species (USDA-APHIS 2018b). The trait genes and elongase and desaturase enzyme products (Appendix A) extant in LBFLFK canola do not result in characteristics commonly observed in weeds (i.e., hardy, prolific, highly competitive, difficult to control). Consequently, it is unlikely that gene introgression from LBFLFK canola to other *Brassica* species with which it can interbreed will increase their weediness (USDA-APHIS 2018b).

Based on LBFLFK canola field studies, pathogen susceptibility and disease resistance characteristics of LBFLFK canola were unchanged when compared to its non-GE parental line. Considering these factors – the potential weediness characteristics of LBFLFK canola (lack of), unaltered pathogen susceptibility, and physiologically benign nature of the elongase and desaturase enzymes governing fatty acid biosynthesis enzymes (e.g., they are ubiquitous among eukaryotes (Hashimoto et al. 2008)) – the risk of environmental harm resulting from a LBFLFK canola and wild-type hybrid is considered very low to negligible.

Because LBFLFK canola will be produced using standard industry identity preservation (IP) practices (BASF 2018), contamination of other crops or their products, contamination of LBFLFK canola by other crops, or cross pollination of LBFLFK canola with sexually compatible wild relative species, is expected to be very low. Hybridization potential would be expected to be limited to areas of feral populations of LBFLFK canola, were they to establish, and these limited to seed transport/distribution routes.

4.5.6 Biodiversity

No Action Alternative: Biodiversity

Denial of the petition would have no effect on the relationship between canola cropping systems and biological diversity. The agronomic practices associated with canola production (both GE and non-GE) such as mono-cropping, pesticide application, fertilizer applications, and use of agriculture equipment, which affects biodiversity, would continue unchanged.

Preferred Alternative: Biodiversity

Commercial production of LBFLFK canola would affect biodiversity in and around LBFLFK canola crops no differently than other canola cropping systems. As discussed in the sections addressing wildlife, the elongase and desaturase enzymes, and fatty acids, present in LBFLFK canola are unlikely to present risks to plant, animal, fungal, or bacterial communities. The same or functionally similar elongase and desaturase enzymes, and their fatty acid products, are

ubiquitous among plants, animals, and microorganisms (Hashimoto et al. 2008; Lee et al. 2016; Garba et al. 2017). Most of the fatty acids present in LBFLFK canola seed are common among both prokaryotic and eukaryotic organisms (Stanley-Samuelson et al. 1988; Leonard et al. 2004; Twining et al. 2016a; Garba et al. 2017; Harwood 2017). Considering the lack of risk the elongase and desaturase enzymes, and their fatty acid products, present to biota, cultivation of LBFLFK canola would present the same potential impacts on biodiversity in and around LBFLFK canola cropping systems as do currently cultivated canola varieties, both GE and non-GE – these impacts derived from common agronomic practices and inputs.

4.6 Human Health and Worker Safety

Public health considerations are those related to (1) the safety and nutritional value of LBFLFK canola and (2) the potential health effects of pesticides that may be used in the production of LBFLFK canola. As for food safety, consumer health concerns are in regard to the potential toxicity or allergenicity of the introduced proteins, possibly altered levels of potential allergens in canola, or the expression of new antigenic proteins.

No Action Alternative: Human Health and Worker Safety

Denial of the petition would not be expected to have a significant impact on public health. Conceptually, it could be argued that denial of the petition and ability of the food, feed, and nutraceutical industries to utilize the potentially beneficial nutritional aspects of this canola variety could entail potential public health impacts over the long-term; this due to limited sources of EPA/DHA from fish stocks (oils) in light of an ever increasing U.S. and global population (discussed in Section 5.5.3 – Fisheries) (Nichols et al. 2010; Tacon and Metian 2013; Salem and Eggersdorfer 2015; Tocher 2015). However, there are current efforts in development of other alternative sources of EPA and DHA. These include aquaculture, krill, farmed marine microalgae, yeasts, GE camelina, and other varieties of GE canola (Adarme-Vega et al. 2012; Napier et al. 2015; Salem and Eggersdorfer 2015; Xie et al. 2015).

Preferred Alternative: Human Health and Worker Safety

Approval of the petition would provide for the use of LBFLFK canola in the food and feed industries, subject to BASF's consultation with the FDA (see Section 1.3.3 – Food and Drug Administration). BASF states they will initiate a consultation with the FDA and submit compositional and nutrition data, as well as other food and feed safety assessment data, related to LBFLFK canola.

LBFLFK canola seed compositional analyses included proximates, fibers, amino acids, fatty acids, vitamins, minerals, antinutrients, and phytosterols. Compositional analyses demonstrate that, apart from the expected changes in the fatty acid profile in the seed, there are no significant differences between LBFLFK canola, the parent line (Kumily), and other canola varieties (BASF 2018). Bioinformatic analyses did not identify any gene sequence that matched to a protein likely to present a risk of allergenicity or toxicity (BASF 2018).

The HR trait in LBFLFK canola is conferred through the introduced transgene and enzyme product acetohydroxy acid synthase (AHAS), also known as acetolactate synthase, derived from *Arabidopsis thaliana*, a plant in the Brassicaceae family (same family as LBFLFK canola). AHAS is a common enzyme in plants and microorganisms, involved in synthesis of the amino acids valine, leucine, and isoleucine (Garcia et al. 2017). It is the target of several classes of

structurally unrelated herbicides including the sulfonylureas, imidazolinones, and triazolopyrimidines. Herbicide-resistant crops usually carry a mutant or modified version of AHAS which is insensitive to these herbicides. Several commercialized crops have herbicide resistance conferred by AHAS (mutant or modified) (e.g., Clearfield® canola, Clearfield® wheat, Clearfield® sunflower, Clearfield® lentils).

The modified amino acid sequence of AHAS in LBFLFK canola was compared with other AHAS enzymes in plants consumed as food or feed. The AHAS enzymes found to have the highest sequence identity to that in LBFLFK canola included crop plants such as canola (88.2% identity), chickpea (78.2% identity), apple (78.9% identity), and sunflower (77.6% identity) (BASF 2018). AHAS enzyme variants used in prior GE crop plants have not been found to any risks to human health (Mathesius et al. 2009; Chukwudebe et al. 2012). The FDA evaluated a GE soybean (BNF No. 000108, Sep 21, 2007) and GE corn (BNF No. 000111, Sep 9, 2008) comprised of AHAS and, based on the compositional and safety assessment data presented to the FDA, did not identify any safety or regulatory issues regarding food and feed derived from these varieties (US-FDA 2018). The FDA likewise did not identify any safety or regulatory issues regarding the safety of food and feed derived from GE flax and GE cotton varieties containing AHAS (US-FDA 2018).

The vital physiological roles and health benefits of EPA and DHA, as well as other omega-3 fatty acids, are well recognized (Russell and Bürgin-Maunders 2012; Swanson et al. 2012). Dietary recommendations for EPA and DHA range from 250 to 1000 mg/day for adults and from 40 to 250 mg/day for infants older than six months, children, and adolescents (Weylandt et al. 2015). It is generally acknowledged that most individuals in the United States do not acquire a recommended dietary intake of EPA and DHA (Swanson et al. 2012; Calder 2014; NIH 2017). Many observational studies link higher intakes of fish and other seafood, rich in EPA, DHA, and other omega-3 fatty acids, with improved health outcomes (NIH 2017). Whether the benefits are due to the omega-3 fatty acid content of the seafood (which varies among species), other components in the seafood, the substitution of seafood for other less healthful foods, other healthy behaviors, or a combination of these factors, is not yet clear. However, in general, current research suggests the health benefits of omega-3s, namely EPA and DHA, involve prevention of cardiovascular disease; neurodevelopment in infants; cancer prevention; Alzheimer's disease and dementia prevention; cognitive function; age-related macular degeneration prevention; and rheumatoid arthritis prevention (NIH 2017).

If APHIS approves the petition there may be a vegetable oil comprised of LC-PUFAs (i.e., EPA, DPA) available to the commercial market. LBFLFK canola oil could potentially augment current sources of EPA/DHA, which would be considered a public health benefit, this relative to the uses of LBFLFK canola oil by the food and feed industries, and consumers. LBFLFK canola could provide an additional source of EPA and DHA to help meet an increasing dietary demand for these nutrients (increasing U.S. and global population). LBFLFK canola oil could potentially serve as a cooking oil and source ingredient in processed foods. LBFLFK canola oil could also be used in dietary supplements and nutraceutical products. Soybean, palm, canola, and sunflower are the primary vegetable oils used in the food/feed industry; they have comparable fatty acid profiles (Gunstone 2011). Soybean, canola, safflower, and sunflower are interchangeable as cooking oils, and these along with palm and cottonseed oil interchangeable in processed foods (Scrimgeour 2003). It follows that LBFLFK canola oil, if adopted in the market, may supplant, in some instances, current food uses of soybean, safflower, and sunflower oil.

These possible outcomes considered, consumer preference for a GE canola oil enriched in omega-3 fatty acids is uncertain. Were the petition approved, the extent to which certain consumers would be amenable to consuming a GE canola oil enriched in EPA and DHA, livestock or farmed fish reared on feed derived from LBFLFK canola seed, or EPA/DHA supplements derived from LBFLFK canola oil, is unclear (Wunderlich and Gatto 2015).

If commercially adopted, worker exposures to agronomic practices and inputs used in LBFLFK canola production would be the same as those currently used. The U.S. EPA regulation of pesticides, and worker protection standards, would be no different than that of the No Action Alternative.

4.7 Animal Feed

Animal feed derived from canola is primarily in the form of canola meal, which is one of the most widely used protein sources for livestock, poultry, and fish; the second-most widely traded protein ingredient after soybean meal (CCC 2015). Feeds, to include those used in aquaculture, may also be produced using canola oil. Canola can be grazed by livestock, and made into hay or silage (NDSU 2008), although this is not a common practice.

No Action Alternative: Animal Feed

Under the No Action Alternative, LBFLFK canola would remain a regulated article and would not be available for use as an animal feed. Current availability of GE and non-GE canola oil/meal for animal feed would remain unchanged.

Preferred Alternative: Animal Feed

For the reasons discussed for human health above, approval of the petition is unlikely to present any risks to animal health and welfare. The meal component of LBFLFK canola is compositionally similar to other canola meal and would be used as feed in a manner similar to conventional canola meal (BASF 2018). LBFLFK canola oil and whole seed, enriched in EPA and DHA, could be marketed for use in the production of animal feed, to include feeds for use in the aquaculture industry. Producers of livestock and farmed fish would be expected to utilize LBFLFK canola oil and perhaps whole seed to the extent they determined these provided, as a dietary component, optimal quality beef, swine, poultry, and farmed fish. BASF intends to consult with the FDA on the safety and nutritional aspects of LBFLFK canola as animal feed (BASF 2018).

4.8 Socioeconomics

4.8.1 Domestic Economic Environment

No Action Alternative: Domestic Economic Environment

Denial of the petition would have no impact on the U.S. domestic canola oil or meal markets. GE and non-GE canola will continue to be commercially cultivated with most of the production occurring in North Dakota. Demand for canola oil and meal is expected to increase through 2024, with canola remaining as, or more profitable (Westcott and Hansen 2015).

Preferred Alternative: Domestic Economic Environment

Based on the factors discussed below, adverse impacts on domestic markets or canola crop producers are unlikely to derive from approval of the petition. There could be seen benefits to

food oil, animal feed, and nutraceutical markets, relative to the extent LBFLFK canola augmented current marine sources of EPA and DHA, and the oil and seed valued as commodities in the food and feed industries. These potential benefits would be subject to market demand for GE vegetable oil and whole seed enriched in EPA and DHA.

Market Adoption and Identity Preservation

An important consideration in the marketing of agricultural commodities is the preservation of crop and crop commodity identity across GE, organic, and conventional production and marketing systems. This is not an environmental safety or health issue per se; rather, it is an economic issue associated with agronomic and industry practices. This is particularly important for the identity-preserved (IP) and organic markets, where maintaining the genetic integrity of crop commodities, their unique/valued added quality, is an integral component of the production system. The unintended presence of foreign plant material in an IP or organic crop product can occur not only as a result of cross-pollination, but also due to failed crop segregation during harvesting, shipping, and processing. Thus, the maintenance of crop product identity is fundamental to ensuring the efficient functioning of GE, organic, and conventional crop production systems, maintenance of price premiums in the market, and avoidance of IP market disruptions.

IP is a process for ensuring segregation and channeling of agricultural commodities to respective buyers and markets (e.g., human foods, animal feeds, cosmetics, pharmaceuticals, industrial uses), requiring strict separation be maintained at all times (Sundstrom et al. 2002). IP applies to commodities derived from conventional, organic, and GE crops alike (Sundstrom et al. 2002). Commodities with unique traits such as specialty grains, high-oleic canola, blue corn, and various cotton fiber quality grades require IP programs to channel these commodities to specific markets in order realize their added value. It should be noted that IP and USDA organic certification are not the same processes. Organic commodities that use an IP program must still be produced according to specific organic standards in order to receive price premiums.

Because LBFLFK canola is, in terms of canola commodities, a novel product, the mixing of a canola oil enriched with LC-PUFAs with conventional or high oleic IP canola oil could incur economic losses for canola oil producers and processors. As such, the commercial production of LBFLFK canola seed, due to its fatty acid profile, would require particular attention to prevent commingling with other canola commodities, namely whole seed, oil, and meal during post-harvest processing and throughout the supply chain. For producers of LBFLFK canola, it would likewise be necessary to prevent pollination of LBFLFK canola by other canola crops, or wild canola varieties.

BASF asserts they and Cargill are committed to responsible management and trade of LBFLFK canola products (BASF 2018). BASF is a founding member of the Excellence Through Stewardship® (ETS) program. BASF's commercial partner, Cargill, is also a member of the ETS program. The ETS program is a global not-for-profit organization that promotes the adoption of stewardship programs and quality management systems for the full life cycle of agricultural technology products (ETS 2018). The ETS program assists member companies in the implementation (or improvement) of stewardship programs and quality management systems, and facilitates independent 3rd party audits to verify them. LBFLFK canola production and processing will be conducted under an IP system controlled by Cargill (BASF 2018). BASF

states that production of LBFLFK canola will utilize all standard measures for the management of a specialty agricultural product under an IP program to avoid unintended mixing with other products (BASF 2018).

Pest Control Costs

As discussed in 4.5.3 – Wildlife Communities, in 2 of 3 field trials LBFLFK canola was observed to harbor higher populations of flea beetles during late summer and fall. This could, theoretically, result in a higher number of overwintering flea beetles in LBFLFK canola fields, which could in turn lead in early spring to spread of flea beetles to other crops in nearby fields and potential crop loss. Another factor to consider is that flea beetles transmit two viruses of *Brassica* plants, turnip yellow mosaic virus (TYMV) and radish mosaic virus (RaMV). No insecticides were used in these trials; insecticides for control of flea beetles can and are commonly used for seed treatments and foliar applications, relative to the observed damage on canola and prevalence of insect pests in an area (Knodel et al. 2019). The application of insecticides early in the season would likely result in the reduction of the number of late season flea beetles that could overwinter and migrate to other plants. Considering that insecticides are already commonly used on canola in the areas where LBFLFK canola will likely be planted, any cost incurred for control of flea beetle populations associated with LBFLFK canola, were they more prevalent, would be expected to be nominal.

4.8.2 International Trade

No Action Alternative: Trade Economic Environment

The current availability and use of commercially cultivated GE and non-GE canola, and trade of these commodities, would be unaffected by denial of the petition.

Preferred Alternative: Trade Economic Environment

When evaluating market demand among dietary supplement, food and beverage, pet nutrition, infant nutrition, pharmaceuticals, and clinical nutrition sectors, it has been estimated that by 2020 demand for supplemental omega-3 PUFAs such as EPA and DHA, globally, may reach 241 thousand metric tons, at a value of \$4.96 billion (R&M 2014). This equates to a compound annual growth rate of almost 10% (R&M 2014). LBFLFK canola would serve the same global uses in provision of canola oil and meal, with the added provision that the oil would be comprised of EPA and DHA. Considering EPA and DHA are almost exclusively derived from finite marine sources such as finfish, krill, squid, and algae, LBFLFK canola, as an alternative/supplemental source, could prove useful to international markets where there were a demand for vegetable oils and seed comprised of EPA and DHA.

As with all GE crop commodities, there exist the potential for low level presence (LLP) occurring in countries importing U.S. agricultural commodities. LLP situations occur in the importing country when there is asynchrony between the authorization of the exporting country and that of the importing country; an issue described as an “asynchronous approval” (AA). LLP is generally described as a situation where there is authorization of a particular GE commodity by one or more exporting countries, but authorization is still pending or has not been requested in the importing country. The issue of AA, and resulting LLP situations, can lead to trade delays, shipment rejection, and costs to traders (FAO 2014). AA can also result in the diversion of shipments to other markets by some exporters, and rejection of agricultural products by

importers due to zero tolerance policies for the presence of unauthorized GE materials in shipments (Frisvold 2015; WTO 2015c). Incidents of LLP can lead to income loss for exporters and importers, and consequently for producers. Consumers in importing countries can also, potentially, face higher domestic commodity prices when an import is deterred or directed to another trading partner (Atici 2014a).

In addition to situations arising from AA and LLP, trade can also be impacted by moratoria, or bans on the import or use of GE crops or crop products. These bans can be explicit as a result of legislation, or de facto. De facto bans may occur if a country does not have a GE product decision making framework, or chooses to take no action regardless of its existing decision making framework.

The trade of GE agricultural products is subject to the laws, regulations, and policy of the importing country, and is impacted by international treaties, agreements, and other arrangements. International trade is facilitated by the World Trade Organization (WTO) and the Organization for Economic Cooperation and Development (OECD 2015; WTO 2015c). Standards and guidelines for the safety evaluation and trade of GE crop commodities are established under international policy and agreements such as the Codex Alimentarius (FAO 2009), the WTO International Plant Protection Convention (WTO 2015b), WTO Sanitary and Phytosanitary Measures (WTO 2015a), WTO Technical Barriers to Trade Agreement (WTO 2015c), and the Cartagena Protocol on Biosafety (CBD 2015).

LBFLFK canola would be subject to the same international regulatory requirements, discussed above, as currently traded canola commodities. BASF states in their petition that they will meet applicable regulatory requirements for LBFLFK canola in the country of intended production, and for key import countries, based on a market and trade assessment and the intended use of the product. BASF states they intend to assure regulatory compliance, maintain product integrity, and assist in minimizing the potential for trade disruptions (BASF 2018).

In general, developers have various legal, quality control, and marketing incentives to implement rigorous stewardship measures to ensure IP, prevent commingling, and avoid AA and LLP. By necessity, all international regulatory and industry standards and requirements must be met for the marketing of LBFLFK canola commodities, and it is assumed that there will be strict adherence to stewardship requirements to maintain the integrity of LBFLFK canola crop commodities so as to reduce legal exposure, and loss of standing in the market. As discussed for potential impacts on domestic markets, LBFLFK canola production and processing will be conducted under an IP system controlled by Cargill (BASF 2018).

5 CUMULATIVE IMPACTS

CEQ NEPA implementing regulations (40 CFR 1508.7) define a cumulative impact as an “impact on the environment which results from the incremental impact of the action when added to other past, present, and reasonably foreseeable future actions regardless of what agency [federal or non-federal] or person undertakes such other actions”. Emissions of air pollutants from a multitude of individual sources is an example of a cumulative environmental impact.

5.1 Assumptions and Uncertainties

If there are no direct or indirect impacts associated with those aspects of the human environment discussed in Chapter 4 APHIS assumes there can be no cumulative impacts. Further assumptions and uncertainties that are part of evaluation of potential cumulative impacts are summarized as follows.

5.1.1 Potential Future Uses of LBFLFK canola

If APHIS approves the petition it is assumed that LBFLFK canola will be commercially marketed for food and feed purposes in the United States and abroad. BASF intends to consult with the FDA, and state they also intend to meet applicable regulatory requirements for countries in which LBFLFK canola may be produced or imported (BASF 2018).

Domestic and international markets considered, it is recognized that consumer preference for a GE canola oil enriched in omega-3 fatty acids is uncertain, and that many consumers may not prefer LBFLFK canola oil. Meta-analyses of consumer behavior show that, based on 2012–2014 surveys, consumers as a whole are willing to pay more for non-GE food products, with a willingness to pay an extra 29% – 45% more to avoid GE foods (Wunderlich and Gatto 2015). Overall, 40% of consumers report avoiding GE foods in their diet, 71% of whom were worried about health repercussions and 48% wanting to know “exactly what goes into the food [they] eat” (Wunderlich and Gatto 2015). While consumer preference trends toward non-GE foods, APHIS assumes there will be marginal use of LBFLFK canola in the food and feed industries (subject to FDA consultation), with initial use likely greater in the animal feed industry.

LBFLFK canola and any progeny derived from it could also be combined with other GE and non-GE canola varieties through traditional breeding techniques. For example, LBFLFK canola could be crossbred with other nonregulated disease resistant canola varieties that protect against yield loss from sclerotinia stem rot (fungal pathogen) and damping-off (wirestem). It is assumed that these types of stacked-trait varieties would be produced only as a result of their potential utility; to expand grower choice and production efficiencies in the management of plant pests, pathogens, and agricultural weeds.

Whether LBFLFK canola or progeny will be stacked with traits from any particular nonregulated GE canola variety, or non-GE cultivar, is uncertain. The adoption level of crossbred progeny of LBFLFK canola would depend on the extent to which producers valued the traits offered by such stacked-trait LBFLFK canola varieties over other stacked-trait canola varieties, and the pricing and production efficiencies of such stacked-trait LBFLFK canola varieties relative to other canola varieties (of which there are a substantial number). As discussed above, consumer preference, or lack thereof, for a GE canola oil comprised of EPA and DHA, as well as feed manufacturer preference, would also determine the market viability of such progeny.

BASF's studies of LBFLFK canola demonstrated that, except for the fatty acid profile in the seed, LBFLFK canola is agronomically, phenotypically, and compositionally similar to the parental Kumily line and other conventionally bred canola varieties. APHIS assumes that LBFLFK canola only differs, as it pertains to the genetic modification, in that it is comprised of the described enzymes and fatty acids in the seed (Appendix A), and AHAS transgene and gene product present in the plant.

5.2 Cumulative Impacts: Acreage and Areas of Canola Production

It is possible that other canola varieties with enhanced LC-PUFA profiles may be developed and commercialized. Apart from BASF, Nuseed Americas Inc. has developed a line of canola containing EPA and DHA. Dow Agrosiences has likewise developed an EPA/DHA producing canola (Walsh et al. 2016). It is plausible that other oilseed crops with enhanced fatty acid profiles, such as sunflower, safflower, or flax, may also be developed and commercialized. For example, a GE camelina that produces EPA and DHA has been developed, although not commercially available in the United States (Ruiz-Lopez et al. 2014). If other types of omega-3 fatty acid producing oilseed varieties are developed and introduced into commerce, how these, in conjunction with LBFLFK canola, may contribute in a cumulative manner to an increase in acreage used for oilseed crop production is uncertain. Because the oil, whole seed, and meal would be similar if not same commodities, EPA/DHA producing oilseed varieties would be expected to compete with each other for market share, and planted in areas currently utilized for canola, sunflower, safflower, and flax production.

Apart from other plant based sources of EPA and DHA that may enter commercial production, such as GE camelina (Napier et al. 2015), engineered yeasts are being explored as an industrial-scale source (Xie et al. 2015), as well as large scale farming of marine microalgae (Adarme-Vega et al. 2012). Thus, these could serve as limiting factors in adoption of EPA/DHA modified crops.

Considering these factors, and that consumer acceptance of GE oilseeds with modified fatty acid profiles remains to be seen, providing a reasonably accurate estimate of the potential cumulative impacts of EPA/DHA producing oilseed crops on acreage, beyond those upper bound estimates provided in Section 4.2 – Acreage and Areas of Canola Production, is not possible. In general, total production (acreage) will be relative to market demand for conventional canola oil and meal, modified oilseeds comprised of LC-PUFAs, and biodiesel. Growers will elect to produce the GE oilseed varietal that supplies demand and provides them optimal net returns. Any cumulative impact on total oilseed crop acreage that may derive from the availability of LBFLFK canola and other varieties of EPA/DHA producing oilseed crops will be determined by market demand for EPA/DHA enriched vegetable oils, and such varieties, to the degree they are accepted by consumers, will compete for market share (acreage).

5.3 Cumulative Impacts: Agronomic Practices and Inputs

Agronomic practices and inputs used for LBFLFK canola production would be no different than those currently used, consequently, the types of potential cumulative impacts that derive from these practices and inputs, namely those on physical and biological resources, are the same under both alternatives. The only difference between the alternatives would be relative to any increase in acreage used for LBFLFK canola crop production, and how this may expand the range of

potential cumulative impacts. Potential cumulative impacts on physical and biological resources related to agronomic practices and inputs are discussed in following sections.

5.3.1 Pest and Weed Resistance Management

By its very nature, the development of pest and weed resistance is a cumulative impact, particularly when adjacent cropping systems do not implement recommended IWM/IPM programs. Fundamentally, the development of resistant weed and pest populations transcends any one farm and prevention requires coordinated local and regional efforts (Menalled et al. 2016). LBFLFK canola cropping systems, to include hybrid progeny, will have the potential to contribute in a cumulative manner to the emergence of HR weed populations, insecticide resistant pest populations, and resistant pathogen populations, just as all other cropping systems that use pest and weed controls do. This potential considered, to date, HR weeds in canola have not emerged as a significant issue in the United States. No HR weeds have been reported for canola crops in North Dakota. During the last 40 years, the only reports for U.S. canola crops have been HR Italian ryegrass in Idaho (1991) and Georgia (1995), HR green foxtail in Montana (2005), and HR mayweed chamomile (1997) and prickly lettuce in Idaho (1987) (Heap 2017). Among these, the Italian ryegrass, mayweed chamomile, and prickly lettuce were reported resistant to ALS inhibitors, the last report being in 2005 (Italian ryegrass).

However, there are more weed species that are resistant to ALS-inhibiting herbicides than to any other herbicide group (Tranel and Wright 2002). This is because (1) the particular MOA exerts strong selection for resistant weed populations, primarily through ALS enzyme mutations, and (2) they are among the most commonly used herbicides. Thus, HR weed resistance management will be a key aspect in the successful use of Beyond® and similar ALS based herbicides.

Approval nor denial of the petition would have any effect on grower options or choices in the management of pests, diseases, and weeds over the coming years. Imidazolinone resistant canola varieties, like LBFLFK canola, are available and have been widely cultivated. As discussed in Sections 3.3 and 4.3, academia, weed and pest specialists, and the U.S. EPA through further refining of IWM and IPM strategies are addressing resistance management. It is assumed that the majority of canola growers who adopt LBFLFK canola will increasingly employ management practices recommended by the U.S. EPA, WSSA, and university extension services to help deter the development of HR weeds, and development of insect and pathogen resistance, as there are economic and practical incentives for doing so. The use of herbicides with the active ingredient imazamox (an imidazolinone) will follow the same agronomic practices as used for Clearfield® canola (BASF 2018). It is further assumed that, while weed resistance to ALS inhibitor based herbicides is common in a number of weed species, imazamox use with LBFLFK canola will serve as an important component of an IWM program (i.e., tank mixtures for use of multiple MOAs). LBFLFK canola, being nor more or less sensitive to diseases and pests and possessing a commonly used ALS inhibitor resistance trait (BASF 2018), would not be expected to present any unique risk to resistance development and management.

In 2017, the U.S. EPA issued PR Notice 2017-2, *Guidance for Herbicide-Resistance Management, Labeling, Education, Training and Stewardship* (US-EPA 2017c). PR Notice 2017-2 provides 11 elements focused on labeling, education, training, and stewardship strategies. The U.S. EPA also issued PR Notice 2017-1, *Guidance for Pesticide Registrants on Pesticide Resistance Management Labeling* (US-EPA 2017d). PR Notice 2017-1

is aimed at improving information on pesticide labels about how pesticide users can minimize and manage pest resistance.

In 2017, the U.S. EPA issued PRN 2017-1, *Guidance for Pesticide Registrants on Pesticide Resistance Management Labeling* (US-EPA 2017d). PRN 2017-1 revises and updates PRN 2001-5, and applies to all conventional pesticides (i.e., fungicides, bactericides, insecticides, and acaricides). The guidance is intended to provide:

- additional guidance for resistance management on pesticide labels;
- references to external technical resources for guidance on resistance management; and
- updated instructions on how to submit changes to existing labels in order to enhance resistance-management language.

In the U.S. EPA's *Guidance on FIFRA Section 6(a)(2) Regulations for Pesticide Product Registrants*, any substantiated incidents of pest resistance for any regulated pesticide product must be reported to the U.S. EPA.²⁵ This reporting requirement is in accordance with FIFRA Adverse Effects Reporting Section 6(a)(2), which requires pesticide product registrants to submit adverse-effects information about their products to the U.S. EPA.

5.4 Cumulative Impacts: Physical Environment

Production of current canola varieties entails the use of pesticides and fertilizers, and to some extent tillage, which can contribute to potential cumulative impacts on water, soil, and air quality. LBFLFK canola would be no exception. The agronomic practices used in the cultivation of LBFLFK canola, and environmental interactions, are no different than that of currently available canola varieties. If APHIS approves the petition, and LBFLFK canola is used for commercial production, the agronomic practices used for U.S. canola production would not change, nor the potential environmental impacts of these agronomic practices.

However, if total U.S. canola acreage increases due to LBFLFK canola adoption in the market, there would be a commensurate increase in the contribution to total agricultural inputs (pesticides and fertilizers) as well as NAAQS emissions, relative to the amount of increased acreage. As discussed above for Acreage and Areas of Canola Production, and in Section 4.2, due to the uncertainty involved in the market viability of LBFLFK canola, and other EPA/DHA sources in development (e.g., GE plant, yeast, and marine microalgae), provision of reasonably accurate quantitative data per potential cumulative impacts on agricultural inputs and NAAQS emissions is not possible. An increase in acreage is difficult to foresee with any degree of accuracy, although it would likely be less than 400,000 acres (Section 4.2), and this accumulating over a period of years, perhaps decade or more. In general, if LBFLFK canola is accepted by consumers, there may be a marginal increase in canola acreage, with commensurate cumulative impacts on total agricultural inputs and NAAQS emissions. In regard to any increase in pesticide use, it is not the mass of the pesticide used that is of salient concern, it is the potential toxicity of the pesticide, and the risk such toxicity may present to public health and wildlife, which can vary widely. As reviewed in Chapter 4, imazamox, which is intended to be

²⁵ See <https://www.epa.gov/pesticide-registration/prn-98-3-guidance-final-fifra-6a2-regulations-pesticide-product-registrants>

used with LBFLFK canola, would be subject to EPA's standard of no unreasonable harm to humans or wildlife.

On the other hand, in concept, direct emissions from canola production operations utilizing fossil fuels are potentially offset by use of canola for biodiesel production. In 2016, approximately 1.1 billion lbs of canola oil was used as biodiesel feedstock (EIA 2017b). U.S. EPA analyses have determined that use of biodiesel (as B100 or a B20 blend) instead of conventional diesel results in reductions in hydrocarbons, particulate matter, and carbon monoxide emissions, although increases nitrogen oxide emissions (US-EPA 2002). The potential offsets in emissions considered, due to the value added nature of LBFLFK canola and its intended market, it is unlikely LBFLFK canola would be used for biodiesel production purposes.

As discussed in Chapter 3 and 4, the potential impacts of agricultural activities on air, water, and soil quality are well recognized and several federal and state cooperative initiatives address these issues with the purpose of mitigating cumulative impacts. In 2012, the USDA NRCS launched the NWQI, in collaboration with the U.S. EPA and state water quality agencies, to reduce fertilizer and sediment run-off in small high-priority watersheds in each state (US-EPA 2017a). These priority watersheds have been selected by NRCS State Conservationists in consultation with state water quality agencies and NRCS State Technical Committees where targeted on-farm conservation investments will deliver the greatest water quality benefits. NWQI provides a means to accelerate voluntary, private lands conservation investments to improve water quality with dedicated financial assistance through NRCS's Environmental Quality Incentives Program and Clean Water Act Section 319 or other funds to focus state water quality monitoring and assessment efforts where they are most needed. A key part of the NWQI targeting effort includes the implementation of conservation systems that avoid, trap, and control run-off in watersheds.

In the 2006 Particulate Matter (PM) NAAQS and 2008 Ozone NAAQS preambles, the U.S. EPA recommended that in areas where agricultural activities have been identified as a contributor to a violation of the NAAQS, when properly implemented to control airborne emissions of the desired NAAQS pollutant, USDA-approved conservation systems and activities may be implemented to achieve reasonably available control measure and best available control measure levels of control. The USDA and the U.S. EPA provide guidance for regional, state, and local regulatory agencies on how to manage agricultural air emissions (USDA-EPA 2012). These measures allow stakeholders the flexibility in choosing which measures are best suited for their specific situations/conditions and desired purposes.

Considering these factors, a determination of nonregulated status for LBFLFK canola is not anticipated to result in any significant cumulative impacts on water quality or use, or soil or air quality, relative to the No Action Alternative. APHIS has not identified any changes in the agronomic practices used for cultivation of LBFLFK canola, or its progeny, that would present any novel risks to the physical environment.

5.5 Cumulative Impacts: Biological Resources

As discussed in Chapter 4, it is unlikely the transgenes, gene products, and fatty acids in LBFLFK canola present any risks to plants, animals, fungi, or bacteria. Because the agronomic practices and inputs for LBFLFK canola are the same as for other canola varieties, approval of the petition would not present any novel risks to biological resources with respect to chemical

inputs. Thus, cultivation of LBFLFK canola would not contribute to any cumulative impacts on biological resources any differently than cultivation of current canola cultivars. While LBLLFK canola production could expand the acreage of canola cropland, this would not be expected to contribute to any significant impacts on wildlife or other biota.

5.6 Gene Flow and Weediness

LBFLFK canola will likely contribute in a cumulative manner to the diversity of stacked-trait feral canola populations in proximity to canola crop fields and along transport routes. As discussed in Subsection 3.5.3 - Gene Flow and Weediness of Canola, limited populations of feral GE canola are fairly common and persist in North Dakota as populations are founded by seed spills along transport routes, from the continuous recruitment of seed from feral soil seedbanks, and pollen flow (Devos et al. 2012). Populations of wild *Brassica* species commonly occur throughout the United States and may hybridize with feral GE canola to produce novel phenotypes (Knispel et al. 2008; Schafer et al. 2011). Some populations of feral GE HR canola and wild type *Brassica* hybrids have exhibited multiple GE traits (Warwick et al. 2008; Devos et al. 2012).

Based on the PPRA, APHIS concluded that introgression from LBFLFK canola to certain species of wild *Brassica* spp. is possible; this would apply to any progeny derived from LBFLFK canola (USDA-APHIS 2018b). Pollen and seed from LBFLFK canola and its progeny would likely be distributed to areas adjacent to commercial crop fields, and seed distributed along transport routes, both contributing to the development of feral populations of GE canola, and GE canola x wild type *Brassica* hybrids. Currently, the only other GE canola varieties produced commercially are those that are HR. LBFLFK canola would, over time, likely add to the mix of traits in feral hybrid populations; these from extant GE HR and conventional varieties, and those GE HR and conventional varieties that will be developed and commercially produced in the future.

This considered, feral populations of LBFLFK canola are expected to be limited, and contribution to the diversity of stacked-trait feral canola populations unlikely to result in any significant cumulative environmental impact.

While the biosynthesis pathways in LBFLFK canola have been modified using genes from microalga and fungi, there is no reason to believe the desaturase and elongase enzymes, as well as the fatty acids these synthesize, present risk to brassica species with which LBFLFK canola may hybridize. Plants synthesize a wide variety of fatty acids, and various desaturase and elongase enzymes and fatty acid biosynthesis pathways are common among the plant kingdom (Harwood 2017). Long-chain fatty acids are synthesized de novo via acetyl-CoA carboxylase and fatty acid synthase. The end products of this synthesis are usually the saturated fatty acids palmitate and stearate (Harwood 2017). Once the long-chain fatty acids have been produced they can be subject to elongation, desaturation, and further modifications. The delta-12 desaturase extant in LBFLFK canola have been identified in lower eukaryotes, plants, and animals, except mammals (Lee et al. 2016). In addition to lower eukaryotes, most plants and some animals such as cockroaches and house crickets have been reported to contain delta-12 desaturases (Lee et al. 2016). Functionally similar delta-4, delta-5, and delta-6 desaturases and elongases, and omega-3 desaturases, have been identified in various plant species (BASF 2018). Apart from the fatty acid

profile in the seed, LBFLFK canola is phenotypically the same as its parental line (Kumily) and other non-GE canola varieties (BASF 2018).

Currently, feral GE HR canola populations have not proven to be a particular control problem; canola is not an invasive plant and feral GE populations are largely limited to disturbed sites (e.g., disturbed lands adjacent to commercial canola fields and transport routes) (Katsuta et al. 2015; Belter 2016). Canola is generally regarded as an opportunistic species, not as an invasive species of ecological concern. In undisturbed natural habitats, canola lacks the characteristics that provide for establishment of stable populations, and once established, feral GE HR populations, in the absence of seed dispersal, trend toward extinction over a period of years (Warwick et al. 2008; Devos et al. 2012; Belter 2016). For GE feral canola and wild type hybrids, where feral and/or hybrid populations need control or removal, activities involving the use of synthetic chemicals and mechanical means to control or remove feral or hybrid populations could adversely affect biota in these areas, albeit temporarily. Management with herbicides and hand pulling of feral plants along roadsides has resulted in effective control, if not eradication, of feral populations (Munier et al. 2012). While control or removal of feral hybrid populations may be warranted in some instances, and could adversely impact biota in these areas, such impacts are expected to be transient in nature, with little influence on the long-term integrity of plant and animal communities. In the event that LBFLFK canola becomes feral or hybridizes with wild type canola, it is unlikely that this would lead to management issues different from what is occurring with current canola varieties.

The persistence or recurrence of a feral GE HR canola population and associated hybrids in a given location will depend on the frequency of seed spills and pollen flow (Warwick et al. 2008; Devos et al. 2012). Seed dispersal via transportation has largely contributed to the distribution of feral GE canola populations in North Dakota, although re-seeding by fertile hybrid plants further contributes to population persistence (Schafer et al. 2011). The same would apply to LBFLFK canola.

In summary, LBFLFK canola will likely contribute in a cumulative manner to the diversity of stacked-trait feral canola populations near canola crop fields and along transport routes. However, because the LBFLFK canola trait genes and gene products are unlikely to confer any competitive advantage or disadvantage to *Brassica* species with which it can hybridize, nor are the introduced biosynthesis enzymes considered a risk to plant viability, the potential for LBFLFK canola to contribute to adverse cumulative impacts on plant and animal communities via gene flow are considered unlikely.

5.7 Fisheries

Of consideration is a potential benefit from market adoption of LBFLFK canola by alleviation/reduction in pressure on commercial fish stocks. This is more a theoretical outcome, the benefits of which may be only nominal, but nonetheless a possibility (Racine and Deckelbaum 2007; Nichols et al. 2010; Salem and Eggersdorfer 2015; Tocher 2015). Fish are the primary dietary source of EPA and DHA. The majority of fisheries, globally, operate at maximum withdraws per annum to supply fish for human consumption, as well as supplying feed for industrial fish farms and fish oil for supplements (FAO 2016). Based on the Food and Agriculture Organization's analysis of assessed commercial fish stocks, the share of fish stocks within sustainable levels decreased from 90% in 1974 to 68.6% in 2013 (FAO 2016). Thus,

31.4% of fish stocks are estimated as overfished. Of the total number of stocks assessed in 2013, fully fished stocks accounted for 58.1% and under-fished stocks only 10.5% (FAO 2016). To sustain fisheries, the National Oceanic and Atmospheric Administration imposes catch limits on all 46 of the major U.S. fisheries (NOAA 2017).

In general, the capture of wild fish peaked in the early 1990s and has been fairly constant since at about 90 million metric tons per year. The annual yield of fish via aquaculture has grown substantially since the early 1990s to help meet demand, and is now comparable to that of wild fisheries. The primary fish sourced for fish oil (EPA/DHA) is anchovy, with most of this obtained from the Peruvian fisheries. Menhaden, cod, whiting, carp, mackerel, tuna, salmon, pollock, capelin, and sardine, in roughly that order, are the other primary species of fish harvested for fish oil (Salem and Eggersdorfer 2015).

In order to conserve fish stocks and provide the dietary needs of EPA/DHA for an increasing global population, it is argued that alternative sources for LC-PUFAs will be required (Lenihan-Geels et al. 2013; Salem and Eggersdorfer 2015). Currently explored alternatives include GE plants (canola, camelina), yeast, farming of marine microalgae, and krill (Lenihan-Geels et al. 2013). EPA/DHA production via farmed marine microalgae can in the future be increased, although this is likely to remain more expensive than farmed fish and terrestrial plant derived oils. Cost, extraction, and purification methods are currently limiting the potential of using microalgae at an industrial-scale (Lenihan-Geels et al. 2013).

While the United States has no official Recommended Daily Allowance for EPA or DHA, there is a general consensus among health professionals that a daily individual intake (recommended intake - RI) of 500 mg/day or more of EPA/DHA is required for optimal health and disease prevention (Calder 2014). In April 2016, the Global Organization for EPA and DHA Omega-3s (GOED 2018), a United States-based trade association, endorsed a daily recommendation of 500 milligrams, in line with the Academy of Nutrition and Dietetics (Vannice and Rasmussen 2014). For about 7.6 billion people (global population as of 2017) this equates to a daily demand of about 3,800 metric tons, and annual demand of about 1.3 million metric tons of EPA/DHA (Salem and Eggersdorfer 2015). Globally, most individuals do not consume the recommended intake (RI). For example, in the United States, consumption of DHA and EPA from foods contributes a very small amount to total daily omega-3 intake (about 40 mg in children and teens and about 90 mg in adults) (NIH 2017). Data from the 2012 National Health Interview Survey indicate that 7.8% of U.S. adults and 1.1% of U.S. children use supplements containing fish oil, omega-3s, and/or DHA or EPA (NIH 2017). Based on the National Health and Nutrition Examination Survey, use of fish oil supplements only adds about 100 mg to mean daily ALA intakes, 10 mg to mean DHA intakes, and 20 mg to mean EPA intakes in adults (NIH 2017).

Estimates of the present global fish supply of omega-3 LC-PUFAs range from about 0.2 to 0.8 million metric tons (200 kilograms) on an annual basis (Salem and Eggersdorfer 2015; Tocher 2015). Given an annual demand of about 1.3 million metric tons of EPA/DHA, this is a general shortfall in the global supply of RI of about 0.5 to 1.1 million metric tons per annum, relative to a RI of 500 mg/day. The majority of EPA/DHA supply (almost 90%) is from wild fisheries, with relatively small amounts derived from aquaculture and algal sources (Tocher 2015). With wild fish stocks from which EPA/DHA are obtained finite in supply and under pressure, there is a general consensus among many scientists that alternate sources of dietary EPA/DHA and other LC-PUFAs need to be secured to ensure sufficient supplies can be sustained (Racine and

Deckelbaum 2007; Nichols et al. 2010; Salem and Eggersdorfer 2015; Tocher 2015). It is possible that a plant based source such as LBFLFK canola could help address a growing global demand for EPA/DHA and other omega-3 and omega-6 LC-PUFAs, and relieve, to some degree, pressure on wild fish stocks, as well as farmed fish sources. For example, 1 hectare (2.47 acres) of LBFLFK canola has the potential to provide the omega-3 fatty acid oil yield comparable to 10,000 kilograms (10 metric tons) of fish (Sprague et al. 2017). To what degree utilization of LBFLFK canola could help reduce pressure on finite marine fisheries, the extraction from which is limited through fish reproductive capacities and regulated catch quotas, is highly uncertain, as this will depend on consumer acceptance of GE vegetable oils in the coming years.

5.8 Cumulative Impacts: Human and Animal Health

5.8.1 Consumer Health

To the extent LBFLFK canola oil contributes to augmenting long-term sustainable and cost effective sources of EPA and DHA, cumulative benefits to public health would be expected. There are no adverse cumulative impacts on human health associated with a decision to deny the petition. Various other EPA/DHA sources are being sought, to include large scale marine microalgae farming, GE camelina, other GE canola varieties, and yeast.²⁶ For example, a GE camelina that produces EPA and DHA has already been developed (Ruiz-Lopez et al. 2014), as well as an EPA and DHA producing yeast, although these are not yet commercially available. Farming of microalgae for production of EPA and DHA is expected to increase. Consequently, if LBFLFK canola were not available to the commercial market, other alternative sources of EPA/DHA will likely emerge.

5.8.2 Worker Safety

There are no reasonably foreseeable cumulative impacts on worker safety associated with production of LBFLFK canola, nor any progeny that would derive from LBFLFK canola. The agronomic practices and inputs used for LBFLFK canola production would be no different than those for other canola varieties, consequently, potential impacts on worker safety would be the same.

5.8.3 Animal Feed

As discussed for human health, to the extent LBFLFK canola oil contributes to augmenting long-term sustainable and cost effective sources of EPA and DHA, there may be cumulative benefits to the animal feed industry. Producers of livestock, poultry, and farmed fish would be expected to utilize LBFLFK canola oil and perhaps whole seed to the extent they determined these provided, as a dietary component, optimal quality beef, swine, poultry, and fish. No adverse cumulative impacts on animal health and welfare are identified with denial of the petition.

5.9 Cumulative Impacts: Socioeconomics

5.9.1 Cumulative Impacts: Domestic Markets

If the BASF petition is approved there could be indirect benefits to domestic markets – to the extent LBFLFK canola provided a sustainable source of vegetable oil comprised of omega-3 and

²⁶ <https://www.nutraingredients-usa.com/Article/2010/09/16/Omega-3-from-GM-yeast-comparable-to-GRAS-fish-oil-DuPont-study>

other fatty acids, was accepted by consumers, and valued in the food and feed industries. However, there are no associated cumulative impacts on domestic markets that have been identified. It is possible that, in the event other sources of EPA/DHA oil enter the market (e.g., krill, marine microalgae, other GE canolas and GE camelinas), there could be reductions in the cost of EPA/DHA dietary supplements, and/or feed and food oils enriched with EPA/DHA. This is however, highly uncertain.

5.9.1.1 Organic and Non-GMO Canola Production

As of 2016, there were only 4 USDA certified organic canola farms in the United States, 2 in Pennsylvania, 1 in Indiana, and 1 in Iowa (USDA-NASS 2017a). Acreage and economic value data is not available in the USDA's census data; it was withheld by growers to avoid disclosing data for individual farms. Currently, information on organic canola production in the United States is limited.

Similar to the organic canola market, there is a non-GMO canola market. These are products verified to contain GE trait material below an established threshold (e.g, food < 0.9% GE material by weight, feed < 5%),²⁷ but are not necessarily USDA certified organic products. The non-GMO verified market has expanded rapidly since 2007. According to the Non-GMO Project, Non-GMO Project Verified is the fastest growing label in the natural products industry, with more than 3,000 verified brands representing around 43,000 products, and annual sales of around \$19.2 billion.²⁸ There are over 10 brands of canola oil bearing the “Non-GMO” verified label.²⁹

LBFLFK canola would present the same potential risks for cross-pollination and commingling with organic and conventional canola crops as current GE and non-GE canola varieties. If LBFLFK canola were to cross-pollinate a canola produced for the organic or non-GMO markets it would reduce the value of that crop commodity. Whether these contaminated commodities could still be sold to buyers of GE canola is uncertain. LBFLFK canola potentially adds to the number and variety of GE traits in commerce that need to be segregated among GE, organic, and non-GMO post-harvest processing chains – in this sense, there could be an additive impacts on commercial canola and oilseed markets – potential costs incurred for segregation of LBFLFK canola commodities from other canola and oilseed supply chains. For example, apart from BASF, Nuseed Americas Inc. is working on marketing a line of canola containing EPA and DHA, as well as Dow Agrosciences (Walsh et al. 2016). It is possible that other oilseed crops with enhanced fatty acid profiles, such as sunflower, safflower, or flax, may also be commercialized. A GE camelina that produces EPA and DHA has likewise been developed, although not yet commercially available in the United States (Ruiz-Lopez et al. 2014). An increase in development and adoption of new varieties of GE crops would necessitate maintaining segregation of GE crop products from those produced via organic, “non-GMO” and identity preserved cropping systems and supply chains.

LBFLFK canola will be cultivated within the United States and processed either in the United States or Canada as a specialty canola variety (BASF 2018). To maintain the quality and ensure

²⁷ The Non-GMO Project: <http://www.nongmoproject.org/product-verification/>

²⁸ <https://www.nongmoproject.org/product-verification/>

²⁹ <https://www.nongmoproject.org/find-non-gmo/verified-products/results/?keyword=canola>

the segregation of LBFLFK canola seeds and processed products, an IP system will be implemented for production and handling (BASF 2018). Processing operations will be conducted either at dedicated facilities or at facilities with specific measures in place to ensure segregation from other products (BASF 2018). In general, crop varieties with unique product quality traits, such as high oleic sunflowers, low linolenic canola, or high oil corn, require IP programs to channel these commodities to specific markets to capture their added value (Sundstrom et al. 2002). Because LBFLFK canola will be produced using standard industry IP practices, contamination of other crops or their products, and contamination of LBFLFK canola by other crops, is considered unlikely. If such occurred, these events would be expected to be of low incidence.

These factors considered, the availability of LBFLFK canola, or its progeny, to commercial producers is not expected to contribute, in a cumulative manner, to adverse impacts on organic/non-GMO canola markets. LBFLFK canola will be produced using standard industry practices for IP crops, which segregates the harvesting and post-processing food chains to ensure integrity of the crop product (Sundstrom et al. 2002). Similarly, current and future organic/non-GMO canola producers are expected to use a variety of measures to preserve the integrity of their production systems, to include those required by USDA organic standards.

5.9.2 Cumulative Impacts: International Trade

If APHIS approves the petition and LBFLFK canola is not approved for import by other countries this could theoretically present the opportunity for incidents of low level presence (LLP).³⁰ However, the occurrence of such incidents is considered unlikely. BASF states they intend to meet applicable regulatory requirements for countries of intended LBFLFK canola production and for importing countries to assure regulatory compliance, and assist in minimizing the potential for trade disruptions (BASF 2018).

As with domestic markets, LBFLFK canola could prove valuable to international markets where there were a demand for vegetable oil and animal feed comprised of omega-3 fatty acids. Growers will cultivate LBFLFK canola and its progeny, in lieu of or in addition to other GE canola options, as well as conventional cultivars, to the extent it can meet global demand, and it provides growers benefits in the way of yields, production efficiencies, and net-returns. Considering these factors, there are no reasonably foreseeable cumulative impacts on international trade that could derive from entry of LBFLFK canola into commercial markets.

³⁰ During canola harvesting, transport, and storage, and processing trace amounts of seed or meal may become mixed with other canola varieties, despite the use of best management practices by industry. As a result, a GE canola that has not yet been approved by an importing country may unintentionally be present, at low levels, in shipments exported to that country. This is termed low level presence (LLP).

6 THREATENED AND ENDANGERED SPECIES

The Endangered Species Act (ESA) of 1973, as amended, is a far-reaching wildlife conservation law. The purpose of the ESA is to prevent extinctions of fish, wildlife, and plant species by conserving endangered and threatened species and the ecosystems upon which they depend. To implement the ESA, the U.S. Fish & Wildlife Service (USFWS) works in cooperation with the National Marine Fisheries Service (NMFS), together “the Services,” as well as other Federal, State, and local agencies, Tribes, non-governmental organizations, and private citizens.

Before a plant or animal species can receive the protection under the ESA, it must be added to the Federal list of threatened and endangered wildlife and plants. Threatened and endangered (T&E) species are those plants and animals recognized for being at risk of becoming extinct throughout all or part of their geographic range (endangered species) or species likely to become endangered in the foreseeable future throughout all or a significant portion of their ranges (threatened species).

The Services add a species to the list when they determine the species to be endangered or threatened because of any of the following factors:

- The present or threatened destruction, modification, or curtailment of its habitat or range;
- Overutilization for commercial, recreational, scientific, or educational purposes;
- Disease or predation;
- The inadequacy of existing regulatory mechanisms; and
- The natural or manmade factors affecting its survival.

Once a species is added to the list, protective measures apply to the species and its habitat. These measures include protection from adverse effects of federal activities.

6.1 Requirements for Federal Agencies

Section 7(a)(2) of the ESA requires that federal agencies, in consultation with the USFWS and/or the NMFS, ensure that any action they authorize, fund, or carry out is “not likely to jeopardize the continued existence of a listed species or result in the destruction or adverse modification of designated critical habitat.” It is the responsibility of the federal agency taking the action to assess the effects of their action and to consult with the USFWS and NMFS if it is determined that the action “may affect” listed species or designated critical habitat (a process known as a Section 7 Consultation).

To facilitate the development of its ESA consultation requirements, APHIS met with the USFWS from 1999 to 2003 to discuss factors relevant to APHIS’ regulatory authority and effects analysis for petitions that request determination of nonregulated status of GE crop lines. By working with USFWS, APHIS developed a process for conducting an effects determination consistent with the Plant Protection Act (PPA) of 2000 (Title IV of Public Law 106-224). APHIS uses this process to help fulfill its obligations under Section 7 of the ESA for biotechnology regulatory actions.

APHIS met with USFWS officials on June 15, 2011, to discuss whether APHIS has any obligations under the ESA regarding analyzing the effects on T&E species that may occur from use of pesticides associated with GE crops. As a result of these joint discussions, USFWS and APHIS have agreed that it is not necessary for APHIS to perform an ESA effects analysis on herbicide use associated with GE crops because the U.S. EPA has both regulatory authority over the labeling of pesticides under FIFRA, and the necessary technical expertise to assess pesticide effects on the environment. APHIS has no statutory authority to authorize or regulate the use of imazamox or any other herbicide active ingredient, by canola growers. Under APHIS' current Part 340 regulations, APHIS only has the authority to regulate LBFLFK canola or any GE organism as long as APHIS believes they may pose a plant pest risk (7 CFR § 340.1). APHIS has no regulatory jurisdiction over any other risks associated with GE organisms including risks resulting from the use of herbicides or other pesticides on those organisms. In this case, BASF requests that the USDA APHIS consider that LBFLFK canola is not a plant pest as defined by the PPA. After completing a PPRA, if APHIS determines that LBFLFK canola seeds, plants, or parts thereof do not pose a plant pest risk, then this article would no longer be subject to the plant pest provisions of the PPA or to the regulatory requirements of 7 CFR part 340, and therefore, APHIS must reach a determination that this article is no longer regulated. As part of its EA, APHIS analyzed the potential effects of LBFLFK canola on the environment including any potential effects to T&E species and critical habitat. As part of this process, APHIS thoroughly reviews GE product information and data related to the GE organism to inform the ESA effects analysis and, if necessary, the biological assessment. For each transgene/transgenic plant the following information, data, and questions are considered by APHIS:

- A review of the biology, taxonomy, and weediness potential of the crop plant and its sexually compatible relatives;
- Characterization of each transgene with respect to its structure and function and the nature of the organism from which it was obtained;
- A determination of where the new transgene and its products (if any) are produced in the plant and their quantity;
- A review of the agronomic performance of the plant including disease and pest susceptibilities, weediness potential, and agronomic and environmental impact;
- Determination of the concentrations of known plant toxicants (if any are known in the plant);
- Analysis to determine if the transgenic plant is sexually compatible with any T&E species of plants or a host of any T&E species; and
- Any other information that may inform the potential for an organism to pose a plant pest risk.

In following this review process, APHIS, as described below, has evaluated the potential effects that a determination of nonregulated status for LBFLFK canola may have, if any, on federally-listed T&E species and species proposed for listing, as well as designated critical habitat and habitat proposed for designation.

6.2 Potential Effects of LBFLFK Canola on T&E Species

As discussed in further detail elsewhere in this EA and in the petition (BASF 2018) and PPRA (USDA-APHIS 2018b), BASF engineered LBFLFK canola to possess genes derived from other organisms that encode for eleven newly expressed proteins (Table 6-1). BASF utilized a plasmid vector containing 13 expression cassettes, one for an AHAS synthase and 12 for fatty acid desaturases and elongases (two of which have the same coding sequences as other cassettes). These encode for the ten newly expressed integral membrane proteins: seven desaturase and three elongase enzymes. The ten membrane proteins participate in a series of elongation and desaturation reactions that together convert oleic acid to omega-3 LC-PUFAs, EPA and DHA, in the seeds. The eleventh newly expressed protein is the soluble, chloroplast-located AHAS enzyme that confers resistance to treatment with an imidazolinone based herbicide (BASF 2018).

Table 6-1. Transgenes, Enzymes, and Donor Organisms*		
Genetic element	Enzyme Product Produced	Donor Organism of Gene and Description
<i>D5D(Tc) 1</i>	delta-5-desaturase	The coding sequences for these three genes comes from <i>Thraustochytrium</i> species. The genus <i>Thraustochytrium</i> belongs to the Thraustochytrids, a group of heterotrophic marine biflagellate protists, often referred to as heterotrophic microalgae. They are predominantly saprophytic and ubiquitous in marine habitats, with an absolute requirement for sodium. No clear evidence exists of Thraustochytrids causing any type of disease on plants. They are rarely found on living marine plants. While they have been described as a pathogen or parasite of some marine invertebrates under certain environmental conditions, studies have not established clear evidence that Thraustochytrids cause infection, though they may appear as opportunists (Fossier Marchan et al. 2018). Thraustochytrids have also shown to have beneficial associations with invertebrates such as corals (Fossier Marchan et al. 2018).
<i>D5D(Tc) 2</i>	delta-5-desaturase	
<i>D4D(Tc)</i>	delta-4-desaturase	
<i>D6E(Pp)</i>	delta-6 elongase	<i>Physcomitrella patens</i> is a species of moss and the first bryophyte genome to be sequenced (Rensing et al. 2008). <i>P. patens</i> has a wide distribution across the world's temperate zones, though it is not considered common (Cove 2005). It is not a plant pest and is not known to produce or contain toxins or antinutrients (BASF 2018; USDA-APHIS 2018b). <i>P. patens</i> has been utilized for two decades in scientific research (Reski et al. 2015).
<i>D6D(Ot)</i>	delta-6 desaturase	<i>Ostreococcus tauri</i> is a cosmopolitan unicellular green marine alga species, of the smallest known free living eukaryote genus and a primary photosynthetic marine producer. Its highly compact and small haploid genome has been entirely sequenced (Derelle et al. 2006).
<i>D6E(Tp)</i>	delta-6 elongase	<i>Thalassiosira pseudonana</i> is a diatom microalga predominantly distributed naturally in marine habitats, though it is also found in freshwater habitats. The small genome of <i>T. pseudonana</i> has been entirely sequenced and used as a model species for genome enabled diatom research (Alverson et al. 2011). <i>T. pseudonana</i> has been reported to produce beta-N-methylamino-L-alanine, a neurotoxic non-protein amino acid that is also produced by cyanobacteria and dinoflagellates (Jiang et al. 2014; Lage et al. 2014). Despite this, <i>T. pseudonana</i> is frequently used in aquafeed diets for bivalve and crustacean larvae (Brown 2002). The neurotoxic amino acid is not encoded by the gene for the delta-6 elongase and there is no

Genetic element	Enzyme Product Produced	Donor Organism of Gene and Description
		plausible hypothesis leading to the conclusion that the amino acid would be present in LBFLFK canola (USDA-APHIS 2018b).
<i>D12D(Ps)</i>	delta-12 desaturase	<i>Phytophthora sojae</i> is an oomycete or soil fungus. It is a plant pathogen, infecting primarily soybean and causing damping off of seedlings and root rot of older plants (Tyler 2007). While some lupines may be susceptible to <i>P. sojae</i> (Tyler 2007), none of the four listed lupines (clover lupine (<i>Lupinus tidedstromii</i>), Kincaid's lupin (<i>Lupinus sulphureus</i> ssp. <i>Kincaidii</i>), Mesa Nipono lupine (<i>Lupinus nipomensis</i>), and scrub lupine (<i>Lupinus aridorum</i>)) are known to host <i>P. sojae</i> (Farr 2018b; USFWS 2018a). The gene insert does not encode a plant pest or infectious agent and is not in and of itself capable of causing disease (USDA-APHIS 2018b). In addition, no references were found to indicate that the desaturase enzyme, which is the only part of <i>P. sojae</i> genome introduced into LBFLFK canola, causes plant disease or symptoms of disease (USDA-APHIS 2018b).
<i>03D(Pir)1</i> and <i>03D(Pir)2</i>	omega-3 desaturases	<i>Pythium irregulare</i> is a soil-inhabiting organism, traditionally considered an oomycete, but recently described as closer to algae and higher plants than to a fungus (e.g., (Wu et al. 2013)). It causes Pythium root rot and seedling damping off worldwide on many plant species including <i>Brassica</i> species. <i>P. irregulare</i> is not known to produce or contain toxins or antinutrients and has not been reported to cause disease in humans or animals. <i>P. irregulare</i> has not been reported to infect mammals and it has not been reported to contain mycotoxins or cause potentially allergenic responses in humans. Additionally, no negative reports of human exposure to <i>Pythium</i> as part of the food chain have been found (Wu et al. 2013; USDA-APHIS 2018b). The gene insert does not encode a plant pest or infectious agent and is not in and of itself capable of causing disease (USDA-APHIS 2018b).
<i>03D(Pt)</i>	omega-3 desaturase	<i>Phytophthora infestans</i> is an oomycete and the cause of late blight disease of potatoes and tomatoes. It affects foliage of tomato and potato plants and potato tubers in the US and in several other areas in the world (USDA-APHIS 2018b). While <i>P. infestans</i> has fungal-host relationships with several species, none of the species listed as threatened or endangered in the U.S. are known to have this relationship (Farr 2018a; USFWS 2018b). <i>P. infestans</i> is not known to produce or to contain toxins or antinutrients and has not been reported to cause disease in humans or animals. In addition, the gene insert does not encode a plant pest or infectious agent and is not in and of itself capable of causing disease (USDA-APHIS 2018b).
<i>D5E(Ot)</i>	delta-5 elongase	<i>Ostreococcus tauri</i> is a cosmopolitan unicellular green marine alga species, the smallest known free living eukaryote and a primary photosynthetic marine producer. It has a highly compact and small haploid genome that has been entirely sequenced (Derelle et al. 2006). Additionally it is not known to produce or contain toxins or antinutrients and has not been reported to cause disease in humans and animals (USDA-APHIS 2018b).
<i>AHAS(At)</i>	acetohydroxy acid synthase (AHAS)	<i>Arabidopsis thaliana</i> is a small vascular plant in the Brassicaceae family with a broad distribution throughout North America, Europe, and Asia. It serves a model organism for studies of plant biology; whole genomes from

Genetic element	Enzyme Product Produced	Donor Organism of Gene and Description
		populations around the world are used in such studies (USDA-APHIS 2018b). The introduction into LBFLFK canola of the <i>AHAS</i> gene from <i>A. thaliana</i> , which has two mutations (amino acid substitutions, A122T and S653N) arising from mutagenesis, confers tolerance to imidazolinone based herbicides, including the herbicide active ingredient imazamox (BASF 2018). <i>AHAS</i> enzymes are ubiquitous in microbes and plants. The safety of mutant <i>AHAS</i> enzymes expressed in existing various commercializes crops has been investigated in rats and mice; no adverse effects were identified (Mathesius et al. 2009; Chukwudebe et al. 2012).

*Gene, enzyme, and donor organism information from (BASF 2018).

BASF assessed the safety of the eleven newly expressed LBFLFK proteins. The evaluation included amino acid sequence similarity comparison of the newly expressed proteins to known protein toxins, allergens, and antinutrients, history of safe use and consumption, stability to heat and other conditions, degradation in animal systems, biological function of the protein in the plant, and composition analysis (BASF 2018).

The protein sequence of each of the 11 newly expressed proteins was found to be structurally and functionally related to other proteins that are safely consumed by humans as food and by animals as feed (BASF 2018). In addition, bioinformatics analyses identified no known toxins, antinutrients, or allergens with significant homology to the introduced proteins. All newly expressed proteins in LBFLFK canola are commonly found in other organisms, often including other crops (BASF 2018; USDA-APHIS 2018b).

For those new proteins in LBFLFK canola that were present at detectable levels, BASF also conducted protein digestibility (in simulated gastric and intestinal fluids) and protein degradation studies (with exposure to elevated temperatures). The assays demonstrated that each of the proteins tested was susceptible to digestion in either or both of these fluids and that activity of all of the enzymes was sensitive to heat (unlikely to remain active after the exposure to heat such as through commercial processing) (BASF 2018). All 11 newly expressed proteins in LBFLFK canola do not raise any safety concerns with regard to human or animal health in terms of allergenicity or toxicity, or to the environment (BASF 2018; USDA-APHIS 2018b).

BASF conducted field trials to assess key agronomic, phenotypic, and environmental interaction characteristics of LBFLFK canola in comparison to the parental Kumily canola line. BASF also included in these field trials, six conventional varieties (Q2, 46A65, IMC105, IMC302, Wizzard, and Orinoco) that represent a wide range of genetic backgrounds. BASF conducted these agronomic and phenotypic performance assessments at six locations in the southern United States (Texas, Georgia, and Louisiana) and eight locations in the northern United States (Washington, Montana, North Dakota, South Dakota, Minnesota and Iowa), which BASF selected in order to represent the range of canola growing regions (BASF 2018). Field-based assessments included measurements at different growth stages of field emergence, early maturity, plant height, plant lodging, pod shattering, final plant stand count, disease incidence,

insect damage, damage from abiotic stress, seed quality, seed moisture, seed weight, and yield. Greenhouse-based experiments included measurements of pollen viability, dormancy, germination, and morphology and compared LBFLFK canola to Kumily and three conventional canola reference varieties (46A65, IMC302 and Wizzard) (BASF 2018).

Field emergence, plant stand and plant development in the winter trials differed significantly between LBFLFK and Kumily canola. Except for seedling emergence, all of these values were within the range of the reference varieties (BASF 2018). These responses may have diverged as a result of extreme cold and differential cold-sensitivity of the two canola lines. Seed germination rates of LBFLFK canola was lower or more delayed than that of Kumily and the other conventional lines in the comparison. The lower germination rate in LBFLFK canola may result from diminished viability rather than increased dormancy. When grown as a spring canola in the northern trial sites, LBFLFK canola performed similarly to Kumily except for the characteristics of slightly decreased yield and increased seed moisture at harvest. The introduced fatty acid trait may have increased, compared to conventional canola, the sensitivity of LBFLFK canola to cold temperatures, resulting in site-specific differences during field emergence and early plant development (BASF 2018).

Other agronomic and phenotypic characteristics that BASF assessed did not differ between LBFLFK canola and the parental Kumily line. Plots were also monitored for disease and pest damage as well as damage from abiotic stresses. In addition, BASF performed a dedicated assessment of the ecological interactions of LBFLFK canola at three separate field locations during the spring season, which included assessing the number and diversity of arthropods and number of earthworms. In most measures, data for LBFLFK canola was statistically the same as for Kumily canola. Disease and pest damage were minimal in both canola lines. While BASF did observe some differences in the abundance and diversity of invertebrate taxa, the data did not show any consistent differences across sites or over time, suggesting that the differences were not biologically relevant (BASF 2018).

These studies support the conclusion that associated invertebrate communities do not differ between LBFLFK canola and Kumily canola and that cultivation of LBFLFK canola does not present any different agronomic impacts to invertebrate communities than cultivation of any other conventional lines of canola does. Together the data support the conclusion that, compared to other canola varieties, LBFLFK canola is no more likely to result in the introduction or spread of a pest or disease, to be more susceptible to any pest or disease, or to otherwise impact pest or beneficial species (BASF 2018; USDA-APHIS 2018b). Given the results of these assessments, one could expect the agronomic and ecological performance of LBFLFK canola to be essentially the same as conventional lines of canola currently in production.

BASF conducted a composition assessment to ascertain whether LBFLFK canola seed is comparable to conventional canola seed (which is also discussed in Subsection 4.6 – *Human Health and Worker Safety*). Selection of the components for analysis was based primarily on guidance provided in the consensus document for canola from the Organization for Economic Co-operation and Development (OECD 2011). A total of 112 components were measured in canola grain from five sites for the winter season 2014/15 (four in Texas and one in Georgia) and seven sites for spring 2015 (two each in Minnesota and Iowa and one each in North Dakota, Montana, and Washington). Compositional analyses of field-grown canola grain included plots

of LBFLFK sprayed and not sprayed with Beyond® herbicide (which has an imazamox active ingredient), Kumily, and the six conventional (non-GE) reference varieties (Q2, 46A65, IMC105, IMC302, Wizzard, and Orinoco). The analysis compared these grains for many constituents, including: proximates, fibers, amino acids, fatty acids, vitamins, minerals, antinutrients, and phytosterols (BASF 2018). Except for the intended increased levels of omega-3 LC-PUFAs and associated changes to the levels of precursor and intermediary fatty acids, no differences were observed between LBFLFK canola and Kumily canola. Results fell within the range of reference varieties. Apart from the intended changes in the fatty acid profile, LBFLFK canola seed is compositionally comparable to conventional canola seed across the components measured (BASF 2018).

The expression levels of each of the 11 newly introduced proteins were assessed using different plant tissue samples, including young whole plants, flowering whole plants, root, leaf, pollen, immature seeds, and mature seeds. Expression data confirmed that, as expected, the introduced desaturases and elongases, which are controlled by seed-specific promoters, were expressed only in seed tissue. Additionally, three of the proteins, O3D(*Pir*), D6D(*Ot*), and D6E(*Pp*), were at low enough levels that they were not detectable in any tissue sample of LBFLFK canola (BASF 2018). Given that structurally and functionally similar elongases and desaturases and fatty acids are common across many taxa, and also found in human food and animal feed (also see Subsection 4.5.2 – *Soil Biota*, for a more detailed discussion), exposure to these proteins in LBFLFK canola would not be expected to have any effect on T&E species.

AHAS, the newly expressed synthase that confers resistance to herbicides containing imidazolinones and which is controlled by a constitutive promoter, was found in every tissue except mature seed and the pollen of herbicide-treated plants. The highest concentrations of AHAS were found in green plant tissues (BASF 2018). As discussed in Subsection 4.5.6 – *Biodiversity*, AHAS enzymes are ubiquitous in plants and microbes (BASF 2018). Since several extant non-GE crops already express mutant AHAS enzymes, including Clearfield® canola (BASF 2018), the additional levels of AHAS enzyme would fall within existing ranges of crops currently in production.

The common agricultural practices that would be carried out in the cultivation of LBFLFK canola are not expected to deviate from current practices, including the use of U.S. EPA-registered pesticides, with the possible exception of the use of imazamox based herbicides, were U.S. EPA to approve a label. In its petition, BASF states that agronomic practices for LBFLFK canola will be similar to those used with Clearfield® canola, which also has imidazolinone herbicide tolerance. Clearfield® products have been widely adopted in North America. Herbicide applications for LBFLFK canola will follow established weed control practices (BASF 2018). Given that the agronomic practices and inputs for production of LBFLFK canola would be the same as for varieties currently in production (as discussed in greater detail in Subsection 4.3 – *Agronomic Practices and Inputs*), LBFLFK canola can be considered agronomically similar to other canola varieties currently grown.

In summary, with the exception of the proteins resulting from the introduced genes and the resulting fatty acid profile, LBFLFK canola is compositionally comparable to conventional canola. In addition, LBFLFK canola is phenotypically and agronomically similar to conventional canola.

While defining the Action Area for potential effects, APHIS considered the possibility that introduction of LBFLFK canola in the marketplace may result in an increase in canola production, and may expand the range of canola production. Market forces, grower choice, consumer preference, and demand for vegetable and fish oils rich in EPA and DHA, across all markets (i.e., feed, food, and nutraceuticals), will determine the market share and scale of adoption of LBFLFK canola. Therefore, the future scale of production cannot be estimated precisely. Acknowledging these difficulties, the EA did conclude that if LBFLFK canola were exclusively used to fulfill 20% of the EPA/DHA supply for the entire U.S. population, this could entail use of around 160,000 hectares, or 400,000 acres (Table 4-1). For perspective in scale, all U.S. oilseed crops (including soybeans), collectively, comprised a total of 93.4 million acres in 2017; hence, 400,000 acres of LBFLFK canola would represent around 0.4% of total oilseeds crops, and 19% of U.S. canola cropland (2.16 million acres).

Canola production is largely concentrated in the Northern Great Plains where a cooler climate is more amenable to production. As of 2012 (latest census data) there were 3,995 canola farms across 34 states (USDA-NASS 2014b). In 2017, the area of canola acreage planted and harvested totaled about 2.0 million acres (USDA-NASS 2017c). While canola is produced in many states, around 90% of U.S. production occurs in North Dakota, with significantly less production occurring in Oklahoma, Montana, and other states (see Subsection 3.2.2 – *U.S. Production: Conventional, GE, and Organic Canola*). As discussed in Subsection 4.2 – *Acreage and Areas of Canola Production*, it is possible that additional acreage may be utilized for LBFLFK canola production. However, any increased acreage allotted to LBFLFK canola production is expected to be limited. LBFLFK canola, if adopted, would likely be planted in areas currently utilized for canola production (North Dakota), safflower (Montana, South Dakota), sunflower (North Dakota, South Dakota), and flaxseed (North Dakota), and for the most part would replace canola varieties currently grown.

Considering that LBFLFK canola is agronomically similar to other canola varieties currently grown, its introduction is not expected to expand production to areas beyond where canola can currently be grown profitably. This factor could be used to limit the Action Area to geographic areas within the 34 states where canola is currently grown. APHIS considered this limitation, but rejected it for several reasons including the difficulty of compiling a species list solely for specific canola growing areas; the likelihood that the analysis may not identify any stressors that could affect species or habitat; the issue that canola may naturalize in the environment; and the potential for *Brassica napus* to cross with wild relatives. Instead it was decided to consider effects on all listed and proposed species and all designated and proposed critical habitat in all 50 states. For its analysis, APHIS obtained and reviewed the USFWS list of T&E species (listed and proposed) for all 50 states and territories from the USFWS Environmental Conservation Online System (USFWS 2018b).

For its analysis on T&E plants and critical habitat, APHIS focused on the agronomic differences between the regulated article and canola varieties currently grown; the potential for increased weediness; and the potential for gene movement to native plants, listed species, and species proposed for listing.

For its analysis of effects on T&E animals, APHIS focused on the implications of exposure to the ten desaturases and elongases and the AHAS enzyme newly expressed in LBFLFK canola as

a result of the transformation (BASF 2018), and the ability of the plants to serve as a host for a T&E species.

6.2.1 Threatened and Endangered Plant Species and Critical Habitat

Taxonomic proximity increases the likelihood of plants' ability to cross with one another. In order to determine if any federally protected species could potentially be at risk from nearby LBFLFK canola one would need to identify protected species that are closely related to *Brassica napus*. Using the USFWS Environmental Conservation Online System, all species from the plant family *Brassicaceae* that are federally listed as Endangered or Threatened, as well as all those species that have been proposed for listing and candidate species for listing were isolated (Table 6-2). None of the federally protected, proposed, or candidate species fall under the genus *Brassica* (USFWS 2018b). All species currently fall within other genera and are therefore relatively unlikely to hybridize with *Brassica*. Plant taxonomists group plant genera into Tribes within a plant family. Among the plant tribes within the family *Brassicaceae*, some are more closely related to the *Brassicaceae*, the tribe that *Brassica* falls within, and some are less related. While hybridization is common among closely related species of *Brassicaceae*, there is no evidence that divergent groups hybridize (Bailey et al. 2006; Franzke et al. 2011).

Table 6-2. Federally Listed Threatened and Endangered Species (plus Proposed and Candidate Species) of the Family Brassicaceae in the Lower 48 U.S. States, Hawaii and Alaska				
Scientific Name	Common Name	Tribe	Federal Listing Status	States Occurring
<i>Arabis georgiana</i>	Georgia rockcress	Arabideae	Threatened	AL, GA
<i>Arabis hoffmannii</i>	Hoffmann's rock-cress	Arabideae	Endangered	CA
<i>Arabis macdonaldiana</i>	McDonald's rock-cress	Arabideae	Endangered	CA, OR
<i>Arabis perstellata</i>	Braun's rock-cress	Arabideae	Endangered	KY, TN
<i>Arabis serotina</i>	Shale barren rock cress	Arabideae	Endangered	VA, WV
<i>Boechera pusilla</i>	Rockcress, Fremont County	Boechereae	Candidate	WY
<i>Cardamine micranthera</i>	Small-anthered bittercress	Cardamineae	Endangered	NC, VA
<i>Caulanthus californicus</i>	California jewel flower	Schizopetaleae	Endangered	CA
<i>Erysimum capitatum</i> var. <i>angustatum</i>	Contra Costa wallflower	Camelieae	Endangered	CA
<i>Erysimum menziesii</i>	Menzies' wallflower	Camelieae	Endangered	CA
<i>Erysimum teretifolium</i>	Ben Lomond wallflower	Camelieae	Endangered	CA
<i>Eutrema penlandii</i>	Penland alpine fen mustard	Eutremeae	Threatened	CO
<i>Leavenworthia crassa</i>	Fleshy-fruit gladecress	Cardamineae	Endangered	AL
<i>Leavenworthia exigua laciniata</i>	Kentucky glade cress	Cardamineae	Threatened	KY
<i>Leavenworthia texana</i>	Texas golden Gladecress	Cardamineae	Endangered	TX

Table 6-2. Federally Listed Threatened and Endangered Species (plus Proposed and Candidate Species) of the Family Brassicaceae in the Lower 48 U.S. States, Hawaii and Alaska

Scientific Name	Common Name	Tribe	Federal Listing Status	States Occurring
<i>Lepidium arbuscula</i>	`Anaunau	Lepideaea	Endangered	HI
<i>Lepidium barnebyanum</i>	Barneby ridge-cress	Lepideaea	Endangered	UT
<i>Lepidium orbiculare</i>	Round pepperweed	Lepideaea	Endangered	HI
<i>Lepidium ostleri</i>	Peppergrass, Ostler's	Lepideae	Candidate	UT
<i>Lepidium papilliferum</i>	Slickspot peppergrass	Lepideaea	Threatened	ID
<i>Lesquerella congesta</i>	Dudley Bluffs bladderpod	Physarieae	Threatened	CO
<i>Lesquerella kingii</i> ssp. <i>bernardina</i>	San Bernardino Mountains bladderpod	Physarieae	Endangered	CA
<i>Lesquerella lyrata</i>	Lyrate bladderpod	Physarieae	Threatened	AL
<i>Lesquerella pallida</i>	White bladderpod	Physarieae	Endangered	TX
<i>Lesquerella perforata</i>	Spring Creek bladderpod	Physarieae	Endangered	TN
<i>Lesquerella thamnophila</i>	Zapata bladderpod	Physarieae	Endangered	TX
<i>Lesquerella tumulosa</i>	Kodachrome bladderpod	Physarieae	Endangered	UT
<i>Physaria douglasii</i> ssp. <i>tuplashensis</i>	White Bluffs bladderpod	Physarieae	Threatened	WA
<i>Physaria filiformis</i>	Missouri bladderpod	Physarieae	Threatened	AR, MO
<i>Physaria globosa</i>	Short's bladderpod	Physarieae	Endangered	IN, KY, TN
<i>Physaria obcordata</i>	Dudley Bluffs twinpod	Physarieae	Threatened	CO
<i>Rorippa gambellii</i>	Gambel's watercress	Cardamineae	Endangered	CA
<i>Schoenocrambe argillacea</i>	Clay reed-mustard	Schizopetaleae	Threatened	UT
<i>Schoenocrambe barnebyi</i>	Barneby reed-mustard	Schizopetaleae	Endangered	UT
<i>Schoenocrambe suffrutescens</i>	Shrubby reed-mustard	Schizopetaleae	Endangered	UT
<i>Sibara filifolia</i>	Santa Cruz Island rockcress	Schizopetaleae	Endangered	CA
<i>Streptanthus albidus</i> ssp. <i>albidus</i>	Metcalf Canyon jewelflower	Schizopetaleae	Endangered	CA
<i>Streptanthus bracteatus</i>	Twistflower, bracted	Schizopetaleae	Candidate	TX
<i>Streptanthus niger</i>	Tiburon jewelflower	Schizopetaleae	Endangered	CA

Table 6-2. Federally Listed Threatened and Endangered Species (plus Proposed and Candidate Species) of the Family Brassicaceae in the Lower 48 U.S. States, Hawaii and Alaska				
Scientific Name	Common Name	Tribe	Federal Listing Status	States Occurring
<i>Thelypodium howellii spectabilis</i>	Howell's spectacular thelypody	Schizopetaleae	Threatened	OR
<i>Thelypodium stenopetalum</i>	Slender-petaled mustard	Schizopetaleae	Endangered	CA
<i>Thlaspi californicum</i>	Kneeland Prairie penny-cress	Noccaeeae (alt. Lepideaea or Thlaspidae)	Endangered	CA
<i>Thysanocarpus conchuliferus</i>	Santa Cruz Island fringe-pod	Schizopetaleae	Endangered	CA
<i>Warea amplexifolia</i>	Wide-leaf warea	Schizopetaleae	Endangered	FL
<i>Warea carteri</i>	Carter's mustard	Schizopetaleae	Endangered	FL

Source: (Bailey et al. 2006; FitzJohn et al. 2007; Armstrong et al. 2012; Al-Shehbaz 2014; Kaneko 2014)

A review of the listed and proposed T&E plants indicates that none of them are classified in the same genus as that of the mustard varieties from which canola is derived (i.e., *Brassica rapa*, *B. napu*, *B. campestris* or *B. juncea*) (USFWS 2018b). The review also indicates that there are no listed or proposed T&E plants that are sexually compatible with *Brassica* spp., so transgenic canola will not cross-pollinate with any T&E plant species. Therefore, there is no evidence indicating that LBFLFK canola would directly affect any T&E plant species.

As discussed above in Subsection 6.2 - *Potential Effects of LBFLFK Canola on T&E Species*, LBFLFK canola is agronomically similar to other canola varieties currently grown and would not be expected to be more weedy than current varieties. In addition, LBFLFK canola would be unlikely to transfer any attributes to wild relatives that would likely increase their potential weediness.

In conclusion, LBFLFK canola and lines derived from it will require the same inputs and the same agronomic practices as used for canola varieties currently grown; the potential for increased weediness is no different than for other canola varieties; and there is no difference in the potential for gene movement to native plants, listed species, and species proposed for listing. In addition, there is no more likelihood for LBFLFK canola or lines derived from it to naturalize in the environment, including designated critical habitat. Based on the analysis in the PPRA (USDA-APHIS 2018b) and this EA, APHIS has concluded that approval of a petition for nonregulated status for LBFLFK canola, will have no effect on listed T&E plant species or species proposed for listing, and will not affect designated habitat or habitat proposed for designation.

6.2.2 Threatened and Endangered Animal Species

As discussed in Subsection 3.5.2.1 – *Animals*, the types and numbers of species found in and around commercial crop fields are less diverse compared to those in unmanaged areas. Canola

fields, however, can provide both food and habitat for some species of wildlife, including a variety of birds as well as large and small mammals.

Geese and blackbirds, for example, feed on canola seeds, while horned larks feed on emerging winter canola (Boyles et al. 2012; Schillinger and Werner 2016). Horned larks feed on the cotyledons of emerging canola, and typically do not eat the stem or seed (Schillinger and Werner 2016). Most animals that use canola fields are ground-foraging omnivores that feed on the remaining plant matter and associated biota following harvest. Small mammals of the Northern Great Plains that may be associated with canola fields are sagebrush voles (*Lemmiscus curtatus*), meadow voles (*Microtus pennsylvanicus*), shrews (Soricidae family), and deer mice (*Peromyscus maniculatus*) (Heisler et al. 2013; Heisler et al. 2014). Of the listed and proposed animal species in the main growing regions of North Dakota, Montana, and Oklahoma, it is conceivable that whooping cranes (*Grus americana*) may be exposed to LBFLFK canola. If exposure were to occur, it would likely be brief. In spring (generally between late March and mid-May), whooping cranes migrate north from their wintering grounds along the coast of Texas in the Aransas National Wildlife Refuge (ANWR) and in 2-4 weeks reach their breeding grounds at the Wood Buffalo National Park in Alberta, Canada. The fall migration takes longer with birds leaving the summer breeding grounds in mid-September and arriving at ANWR mid-October to mid-November. During this migration, the whooping cranes stop in central Saskatchewan for 2-4 weeks of staging for the final leg of the migration. The remainder of the migration from Saskatchewan to the wintering grounds is usually rapid and may be completed in a week (Canadian Wildlife Service and U.S. Fish and Wildlife Service 2007).

To assess any potential metabolite alteration as a result of the expression of the inserted genes, BASF analyzed the composition of LBFLFK canola grown at 12 field sites in major canola growing regions in the United States (as discussed in Subsection 6.2 – *Potential Effects of LBFLFK Canola on T&E Species*). The components for compositional assessment, including proximates, fibers, amino acids, fatty acids, vitamins, minerals, antinutrients, and phytosterols, were selected based upon the OECD consensus document (OECD 2011). The composition assessment found that, other than the intended increases in omega-3 LC-PUFAs in the seed only, LBFLFK canola is comparable to Kumily and other reference varieties across the components measured (BASF 2018). Results demonstrate that LBFLFK canola is compositionally comparable to conventional canola except for the intended increased levels of omega-3 LC-PUFAs and the associated changes to the levels of precursor and intermediary fatty acids in the seed, as expected. The same or functionally similar elongase and desaturase enzymes newly present in LBFLFK canola, and their fatty acid products are ubiquitous among plants, animals, and microorganisms (Ruess and Chamberlain 2010). The concentrations of measured fatty acids not associated with the introduced enzymatic pathway were not changed in LBFLFK canola compared to the parental canola variety Kumily (BASF 2018).

Other compositional measures were similarly in range of Kumily, conventional reference values, the ILSI Crop Composition Database values, and peer-reviewed literature. BASF has concluded that LBFLFK canola is compositionally comparable to conventional canola except for the intentional production of the omega-3 LC-PUFAs. There are no observed or anticipated unintended composition changes in LBFLFK canola that could impart any new plant pest or disease risk than non-GE canola varieties (BASF 2018; USDA-APHIS 2018b).

BASF has reported the results of field and greenhouse studies that indicate LBFLFK canola is phenotypically and agronomically similar to its parental canola variety Kumily and other reference canola varieties currently in production in most characteristics measured. LBFLFK canola seed has a reduced and delayed seed germination rate, especially in cold conditions, compared to Kumily and other conventional canola varieties, likely due to the intended altered composition of fatty acids in the seed (BASF 2018). There is nothing in the composition of the plant that suggests that animals feeding on LBFLFK canola would differ in any way from other canola varieties currently in production. The delayed seed germination and alteration in fatty acid profile should have no effect on T&E animal species.

As discussed in Subsection 6.2 – *Potential Effects of LBFLFK Canola on T&E Species*, each of the newly expressed proteins in LBFLFK canola has undergone a rigorous safety assessment, including both bioinformatics analyses and lab tests, and all 11 proteins have a history of safe use and do not raise any safety concerns in terms of allergenicity or toxicity (BASF 2018; USDA-APHIS 2018b).

APHIS considered the possibility that LBFLFK canola could serve as a host plant for a threatened or endangered species (i.e., a listed insect or other organism that may use the canola plant to complete its lifecycle). A review of the species list reveals that there are no members of the genus *Brassica* that serve as a host plant for any threatened or endangered species (USFWS 2018b).

Considering the similarity between LBFLFK canola and other varieties currently grown and the lack of toxicity and allergenicity of the elongase and desaturase enzymes, their fatty acid products, and the AHAS enzyme, APHIS has concluded that exposure to and consumption of LBFLFK canola would have no effect on threatened or endangered animal species, including whooping cranes that may come in contact with LBFLFK canola.

6.3 Summary

After reviewing the possible effects of determining nonregulated status of LBFLFK canola, APHIS has not identified any stressor that could affect the reproduction, numbers, or distribution of a listed T&E species or species proposed for listing any differently than canola varieties currently grown. Therefore, a detailed species by species analysis of effects is not necessary. APHIS also considered the potential effect of a determination of nonregulated status of LBFLFK canola on designated critical habitat or habitat proposed for designation, and could identify no differences from effects that would occur from the production of other canola varieties. Canola is neither sexually compatible with, nor serves as a host species for any listed T&E species or species proposed for listing.

LBFLFK canola and lines derived from it will require the same inputs and the same agronomic practices as used for canola varieties currently grown; the potential for weediness is no different than for other canola varieties; and there is no difference in the potential for gene movement to native plants, listed species, and species proposed for listing. In addition, compared to canola varieties currently grown, there is no more likelihood for LBFLFK canola or lines derived from it to naturalize in the environment, including designated critical habitat. Consumption of LBFLFK canola by any listed species or species proposed for listing will not result in a toxic or allergic reaction. Based on these factors, APHIS has concluded that a determination of

nonregulated status for LBFLFK canola, and the corresponding environmental release of this canola variety, will have no effect on listed species or species proposed for listing, and would not affect designated habitat or habitat proposed for designation. Because of this no-effect determination, consultation under Section 7(a)(2) of the ESA or the concurrences of the USFWS or NMFS are not required.

7 CONSIDERATION OF FEDERAL AND STATE LAWS AND REGULATIONS, EXECUTIVE ORDERS, STANDARDS, AND TREATIES RELATING TO ENVIRONMENTAL IMPACTS

7.1 Federal Laws and Regulations

The laws most relevant to APHIS determinations of regulatory status are the National Environmental Policy Act of 1969 (NEPA), the Clean Water Act of 1972 (CWA), the Safe Drinking Water Act of 1974 (SDWA), the Clean Air Act of 1970 (CAA), the Endangered Species Act of 1973 (ESA), and the National Historic Preservation Act of 1966 (NHPA). Compliance with the requirements of the ESA has been addressed in Chapter 6. Compliance with the requirements of NEPA, CWA, SDWA, CAA, and NHPA, are specifically addressed in the following subsections.

7.1.1 National Environmental Policy Act (NEPA)

NEPA (42 United States Code (U.S.C) 4321, *et seq.*) is designed to ensure transparency and communication of the possible environmental effects of federal actions prior to implementation. The Act and implementing regulations require federal agencies to document, in advance and in detail, the potential effects of their actions on the human environment, so as to ensure that there is a full understanding of the possible environmental outcomes of federal actions by both the decision-makers and the public. This EA documents the potential environmental outcomes of the alternatives considered, approval or denial of BASF's petition, consistent with the requirements of NEPA and Council on Environmental Quality implementing regulations at 40 CFR parts 1500-1508.

7.1.2 Clean Air Act, Clean Water Act, and Safe Drinking Water Act

The CAA, CWA, and SDWA authorize the U.S. EPA to regulate air and water quality in the United States. Because LBFLFK canola is agronomically equivalent to currently utilized canola varieties, the potential sources of impacts on water resources and air quality are the same under both the No Action and Preferred Alternatives. LBFLFK canola production would entail the use of pesticides and fertilizers, and to some extent tillage, which will contribute to potential cumulative impacts on air quality, and potentially water quality. The sources and degree of potential impacts would be no different than that which occurs with current canola production. APHIS assumes use of all pesticides on LBFLFK canola will be compliant with U.S. EPA registration and label requirements. The AHAS transgene in LBFLFK canola, which confers herbicide resistance, was derived from *Arabidopsis thaliana*, a plant in the Brassicaceae family that is widespread in the United States. The desaturase and elongase transgenes and respective proteins, which occur naturally in soil bacteria, yeasts, and microalgae, are likewise widespread in the environment. Thus, the transgenes and gene products present little risk to water or air quality. Considering these factors, approval of the petition would not lead to circumstances that resulted in non-compliance with the requirements of the CWA, CAA, and SDWA.

7.1.3 National Historic Preservation Act (NHPA)

The NHPA of 1966 and its implementing regulations (36 CFR part 800) requires federal agencies to: 1) determine whether activities they propose constitute "undertakings" that have the potential to cause effects on historic properties and 2) if so, to evaluate the effects of such

undertakings on such historic resources and consult with the Advisory Council on Historic Preservation (i.e., State Historic Preservation Office, Tribal Historic Preservation Officers), as appropriate.

Approval of the petition is not a decision that would directly or indirectly result in alteration of the character or use of historic properties protected under the NHPA, nor would it result in any loss or destruction of cultural or historical resources. Where LBFLFK canola is cultivated there may be the potential for increased noise during the operation of machinery and other equipment, however, crop production activities would have only temporary effects on historic sites in the way of noise, with no consistent long-term effects on the enjoyment of a historical site.

7.2 Executive Orders Related to Domestic Issues

The following executive orders (EO) require consideration of the potential impacts of federal actions on human health, cultural resources, wildlife, and the environment.

- **EO 12898 – Federal Actions to Address Environmental Justice in Minority Populations and Low-Income Populations**

This EO requires federal agencies to conduct their programs, policies, and activities that substantially affect human health or the environment in a manner so as not to exclude persons and populations from participation in or benefiting from such programs. It also enforces existing statutes to prevent minority and low-income communities from being subjected to disproportionately high and adverse human health or environmental effects.

- **EO 13045 – Protection of Children from Environmental Health Risks and Safety Risks**

Children may suffer disproportionately from environmental health and safety risks due to their developmental stage, higher metabolic rates, and behavior patterns, as compared to adults. This EO requires each federal agency to identify, assess, and address the potential environmental health and safety risks that may disproportionately affect children.

- **EO 13175 – Consultation and Coordination with Indian Tribal Governments**

Executive departments and agencies are charged with engaging in consultation and collaboration with tribal governments; strengthening the government-to-government relationship between the United States and Indian tribes; and reducing the imposition of unfunded mandates upon Indian tribes. The EO emphasizes and pledges that federal agencies will communicate and collaborate with tribal officials when proposed federal actions have potential tribal implications.

Neither alternative evaluated in this EA is expected to have disproportionate adverse impacts on minorities, low-income populations, or children, or adversely affect tribal entities. As reviewed in Chapter 4, it is highly improbable the trait genes, enzymes, and resultant fatty acids in LBFLFK canola present any risks to human health, nor animal health and welfare. LBFLFK canola would be cultivated as are all other canola varieties, using the same agronomic practices and inputs. Pending approval from the U.S. EPA, Beyond® herbicide, containing the active ingredient imazamox, will be used on LBFLFK canola as part of a weed management program (BASF 2018). Rate, weed growth stage, adjuvants, spray volume and pressure, and nozzle use will follow U.S. EPA label requirements (BASF 2018).

Tribal entities are recognized as independent governments and agricultural activities on tribal lands would only be conducted if approved by the tribe. Tribes would have control over any potential conflict with cultural resources on tribal properties. Approval nor denial of the petition is not expected to have any effect on Indian tribal self-governance or sovereignty, tribal treaties, or other rights.

- **EO 13751 – Safeguarding the Nation from the Impacts of Invasive Species**

Invasive species are a significant issue in the United States, causing both adverse economic and environmental impacts. This EO directs actions to continue coordinated federal prevention and control efforts related to invasive species. This order maintains the National Invasive Species Council (Council) and the Invasive Species Advisory Committee; expands the membership of the Council; clarifies the operations of the Council; incorporates considerations of human and environmental health, climate change, technological innovation, and other emerging priorities into federal efforts to address invasive species; and strengthens coordinated, cost-efficient federal action.

LBFLFK canola is similar in phenotypic characteristics to other canola varieties (GE and non-GE). *Brassica napus* is not listed in the United States as a noxious weed species by the federal government (USDA-NRCS 2016), nor is it listed as an invasive species by USDA's invasive species database (USDA-NAL 2017). As part of its PPRA, APHIS evaluated the potential weediness of LBFLFK canola and concluded that it is unlikely that LBFLFK canola will become weedy or invasive in areas where it is grown (USDA-APHIS 2018b).

- **EO 13186 – Responsibilities of Federal Agencies to Protect Migratory Birds**

Federal agencies taking actions that have, or are likely to have, a measurable negative effect on migratory bird populations are directed to develop and implement, within two years, a Memorandum of Understanding (MOU) with the Fish and Wildlife Service that shall promote the conservation of migratory bird populations.

Agricultural crops can provide habitat for migratory birds in the northern Great Plains of North America during and before migration periods (Hagy et al. 2010). Migratory birds may transit canola fields and forage on canola seed, which provide a valuable source of nutrition to migratory and other birds (Schillinger and Werner 2016). As reviewed in Section 4.5 – Biological Resources, Section 4.6 – Human Health, and Section 4.7 – Animal Feed, it is highly unlikely the trait genes and their enzyme and omega-3 fatty acid products, which naturally occur in plants and animals, present any risks to the health of migratory birds. Because migratory birds that forage on LBFLFK canola are unlikely to be adversely affected by ingesting the seed or other plant parts, it is unlikely that approval of the petition would lead to adverse impacts on migratory bird populations.

7.3 Executive Orders on International Issues

- **EO 12114 - Environmental Effects Abroad of Major Federal Actions**

This Order requires federal officials to take into consideration any potential environmental effects that may occur outside the United States, its territories, and possessions, that may result from actions being taken.

The United States is a member of the World Trade Organization (WTO), which facilitates harmonizing the global rules of trade between nations. The Agreement on the Application of Sanitary and Phytosanitary Measures (the "SPS Agreement"), entered into force with the establishment of the WTO on January 1, 1995, sets out the basic rules for food safety and animal and plant health standards. The SPS agreement recognizes three international organizations/frameworks that have established standards and guidelines related to SPS measures (WTO 2015a), these are; the Codex Alimentarius Commission (Codex), the World Organization for Animal Health (OIE), and the International Plant Protection Convention (IPPC). Any international trade of LBFLFK canola or products derived from it following a determination of nonregulated status would be subject to national phytosanitary requirements and be in accordance with international SPS standards, inclusive of the Codex (food safety) and IPPC (plant pests and disease).

All crop production can potentially have adverse impacts on soils, and air and water quality. Any cultivation of LBFLFK canola outside of the United States, its territories, or possessions would utilize the same (or similar) agronomic practices and inputs as those utilized in the United States. Consequently, the sources and degree of environmental impacts that derive from crop production abroad would be no different than those described for United States, as discussed in this EA. In the event APHIS approves the petition for LBFLFK canola, significant adverse environmental impacts outside the United States as a result of cultivation of this canola variety are unlikely.

7.4 State and Local Requirements

The PPA contains a preemption clause (7 U.S.C. § 7756) that prohibits state regulation of any, “plant, biological control organism, plant pest, noxious weed, or plant product” to protect against plant pests or noxious weeds if the Secretary (USDA) has issued regulations to prevent the dissemination of biological control organisms, plant pests, or noxious weeds within the United States. The PPA preemption clause does however allow states to impose additional prohibitions or restrictions based on special needs supported by sound scientific data or risk assessment. Consequently, while the PPA limits states' issuance of laws and regulations governing GE organisms and bars conflicting state regulation, it does allow state oversight when there is a special need for additional prohibitions or restrictions.

States use a variety of mechanisms to regulate the movement or release of GE organisms within their jurisdiction. For example, South Dakota simply authorizes holders of a federal permit issued under 7 CFR part 340 to use it within the state (SD Stat § 38-12A-31 (2015)). Minnesota issues state permits for release of GE organisms only after federal applications or permits are on file (MN Stat § 18F.07 (2015)). Nebraska may rely on APHIS or other experts before they issue their permit (NE Code § 2-10,113 (2015)). These illustrative examples show the range of state approaches to regulating the movement and release of GE organisms within state boundaries.

Neither of the alternatives considered would affect APHIS partnerships with states in the oversight of GE organisms, specifically in regulation of interstate movement and environmental releases. Under both alternatives, APHIS would continue working with states. The range of state legislation addressing agricultural biotechnology, namely in the way of permitting, crop protection, seed regulation, and economic development, would be unaffected by denial or approval of the petition.

8 LIST OF PREPARERS

USDA-APHIS	
Name, Title, Project Function	Education and Experience
<p>Elizabeth Nelson</p> <p><i>Chief, Environmental Risk Analysis Services</i></p> <p>Reviewer</p>	<ul style="list-style-type: none"> ▪ Ph.D., Public Health, Capella University ▪ MBA, University of Maryland University College ▪ M.S., Health Care Administration, University of Maryland University College ▪ B.S., Biology, Bowie State University ▪ 16 years of professional experience in environmental compliance, policy, and management, including preparation of NEPA documentation
<p>Christopher Dionigi</p> <p><i>Assistant Chief, Biotechnology Environmental Analysis Services</i></p> <p>Reviewer</p>	<ul style="list-style-type: none"> ▪ Ph.D., Crop Production, Iowa State University ▪ M.S., Biology, University of Louisiana at Lafayette, Louisiana ▪ B.S., Biology, University of Northern Colorado ▪ 27 years of federal scientific research and environmental policy experience including authoring peer-reviewed publications, national management plans, and departmental responses to NEPA documents
<p>Ron Hardman</p> <p><i>Environmental Protection Specialist</i></p> <p>EA Team Lead</p>	<ul style="list-style-type: none"> ▪ Ph.D., Environment, Duke University ▪ M.S., Marine Science/Oceans and Human Health, University of North Carolina at Wilmington ▪ B.S., Biology, Adelphi University ▪ 16 years of experience in environmental and human health risk assessment and regulatory compliance
<p>Michael P. Blanchette</p> <p><i>Senior Environmental Protection Specialist</i></p> <p>CH 6 – Threatened and Endangered Species Analysis</p>	<ul style="list-style-type: none"> ▪ B.S., Entomology, University of New Hampshire ▪ 22 years of professional experience as an Environmental Protection Specialist ▪ 8 years evaluating plant pest and environmental impacts of genetically engineered crops, including effects to threatened and endangered species and critical habitat

USDA-APHIS

Name, Title, Project Function	Education and Experience
Marlene Cole <i>Environmental Protection Specialist</i> Ch. 6 – Threatened and Endangered Species Analysis	<ul style="list-style-type: none">▪ Ph.D., Ecology & Evolution, Rutgers University▪ M.F.S, Forest Science (Wildlife Ecology), Yale University, School of Forestry and Environmental Studies▪ B.A., Biology, Vassar College▪ 17 years of professional experience in ecological assessment▪ 10 years of professional experience in environmental regulatory compliance▪ 2 years of experience in environmental impacts of genetically engineered crops
Omar Gardner <i>Environmental Protection Specialist</i> Assisted with CH 3 & CH7	<ul style="list-style-type: none">▪ M.S., Environmental Sciences & Policy, Johns Hopkins University▪ B.S., Environmental Science, CUNY Medgar Evers College▪ 3 year of professional experience in environmental risk assessment of genetically engineered organisms
Frederick David <i>Environmental Protection Specialist</i> Reviewer	<ul style="list-style-type: none">▪ M.S., Environmental Management, University of Maryland University College▪ B.S., Financial Management, University of Maryland University College▪ 10 years of professional experience in environmental management, regulatory compliance and policy, including preparation and review of NEPA documentations

9 REFERENCES

- Abedi E and Sahari MA. 2014. *Long-chain polyunsaturated fatty acid sources and evaluation of their nutritional and functional properties*. Food Science & Nutrition 2, pp. 443-463. Retrieved from <http://www.ncbi.nlm.nih.gov/pmc/articles/PMC4237475/>
- Adarme-Vega TC, Lim DK, Timmins M, Vernen F, Li Y, and Schenk PM. 2012. *Microalgal biofactories: a promising approach towards sustainable omega-3 fatty acid production*. Microbial cell factories 11, pp. 96.
- Al-Shehbaz IA. 2014. *A Synopsis of the Genus Noccaea (Coluteocarpeae, Brassicaceae)*. Harvard Papers in Botany Vol. 19, pp. 25-51.
- Alahakoon, Adamson, Grenkow, Soroka, Bonham-Smith, and Gruber. 2016. *Field growth traits and insect-host plant interactions of two transgenic canola (Brassicaceae) lines with elevated trichome numbers*. The Canadian Entomologist 148, pp. 603-615. Retrieved from <https://www.cambridge.org/core/services/aop-cambridge-core/content/view/12831CE1C41F84B0F6BA86CF9D01CB95/S0008347X16000092a.pdf/div-class-title-field-growth-traits-and-insect-host-plant-interactions-of-two-transgenic-canola-brassicaceae-lines-with-elevated-trichome-numbers-div.pdf> Last accessed 09/16/2016
- Allainguillaume J, Alexander M, Bullock JM, Saunders M, Allender CJ, King G, Ford CS, and Wilkinson MJ. 2006. *Fitness of hybrids between rapeseed (Brassica napus) and wild Brassica rapa in natural habitats*. Molecular ecology 15, pp. 1175-1184. Retrieved from <http://dx.doi.org/10.1111/j.1365-294X.2006.02856.x>
- Altieri MA. 1999. *The ecological role of biodiversity in agroecosystems*. Agriculture, Ecosystems & Environment 74, pp. 19-31. Retrieved from <http://www.sciencedirect.com/science/article/pii/S0167880999000286>
- Alverson AJ, Beszteri B, Julius ML, and Theriot EC. 2011. *The model marine diatom Thalassiosira pseudonana likely descended from a freshwater ancestor in the genus Cyclotella*. BMC evolutionary biology 11, pp. 125.
- Andersson MS and de Vicente MC. 2010. *Gene Flow between Crops and Their Wild Relatives*. The Johns Hopkins University Press.
- Aneja VP, Schlesinger WH, and Erisman JW. 2009. *Effects of Agriculture upon the Air Quality and Climate: Research, Policy, and Regulations*. Environmental Science & Technology 43, pp. 4234-4240. Retrieved from <http://dx.doi.org/10.1021/es8024403>
- Armstrong, Greenberg, and Jr. L. 2012. *Susceptibility of Redbanded and Conchuela Stink Bugs from the Texas Lower Rio Grande Valley to Organophosphate and Pyrethroid Insecticides*. Subtropical Plant Science 64, pp. 44-48. Retrieved from <http://pubag.nal.usda.gov/pubag/downloadPDF.xhtml?id=57409&content=PDF> Last accessed 09/14/2016
- Atici C. 2014a. *FAO Commodity and Trade Policy Research Working Paper No. 44 - Low Levels of Genetically Modified Crops in International Food and Feed Trade: FAO International Survey and Economic Analysis*. Retrieved from <http://www.fao.org/docrep/019/i3734e/i3734e.pdf>
- Atici C. 2014b. *Low Levels of Genetically Modified Crops in International Food and Feed Trade: FAO International Survey and Economic Analysis. FAO Commodity and Trade Policy, Research Working Paper No. 44*. Retrieved from <http://www.fao.org/docrep/019/i3734e/i3734e.pdf>
- ATSDR. 2018. *Agency for Toxic Substances and Disease Registry*. U.S. Department of Health and Human Services. Retrieved from <https://www.atsdr.cdc.gov/>

- Atwood D and Paisley-Jones C. 2017. *Pesticides Industry Sales and Usage, 2008 – 2012, Market Estimates*. Retrieved from https://www.epa.gov/sites/production/files/2017-01/documents/pesticides-industry-sales-usage-2016_0.pdf
- Awada L, Lindwall CW, and Sonntag B. 2014. *The development and adoption of conservation tillage systems on the Canadian Prairies*. International Soil and Water Conservation Research 2, pp. 47-65. Retrieved from <http://www.sciencedirect.com/science/article/pii/S2095633915300137>
- Bailey CD, Koch MA, Mayer M, Mummenhoff K, O'Kane SL, Jr., Warwick SI, Windham MD, and Al-Shehbaz IA. 2006. *Toward a global phylogeny of the Brassicaceae*. Molecular biology and evolution 23, pp. 2142-2160.
- Bailleul D, Ollier S, and Lecomte J. 2016. *Genetic Diversity of Oilseed Rape Fields and Feral Populations in the Context of Coexistence with GM Crops*. PLoS ONE 11, pp. e0158403. Retrieved from <http://www.ncbi.nlm.nih.gov/pmc/articles/PMC4928878/>
- BASF. 2018. *Petition [17-321-01p] for Determination of Nonregulated Status for LBFLFK Canola. OECD Unique Identifier: BPS-BFLFK-2*. Retrieved from <https://www.aphis.usda.gov/aphis/ourfocus/biotechnology/permits-notifications-petitions/petitions/petition-status>
- Baumhardt RL, Stewart BA, and Sainju UM. 2015. *North American Soil Degradation: Processes, Practices, and Mitigating Strategies*. Sustainability 7, pp. 2936-2960. Retrieved from <http://www.google.com/url?sa=t&ret=j&q=&esrc=s&source=web&cd=1&cad=rja&uact=8&ved=0ahUKEwixmZ2WlfzRAhVEQyYKHWS4AXMQFggaMAA&url=http%3A%2F%2Fwww.mdpi.com%2F2071-1050%2F7%2F3%2F2936%2Fpdf&usg=AFQjCNFOhA68rOu8jbq7fl8NXHy0841zTA&bvm=bv.146094739,d.eWE>
- Beckie H.J, Harker KN, Légère A, Morrison MJ, Séguin-Swartz G, and Falk KC. 2011. *GM Canola- the Canadian experience*. Farm Policy Journal 8, pp. 43-49. Retrieved from http://www.canolawatch.org/wp-content/uploads/2011/10/20110309_FPJ_Aut11_Beckie.et_al_.pdf
- Beckie HJ and Warwick SI. 2010. *Persistence of an oilseed rape transgene in the environment*. Crop Protection 29, pp. 509-512. Retrieved from <http://www.sciencedirect.com/science/article/pii/S0261219409002956>
- Beckie HJ, Warwick SI, Nair H, and Séguin-Swartz G. 2003. *Gene flow in commercial fields of herbicide-resistant canola (Brassica napus)*. Ecological Applications 13, pp. 1276-1294. Retrieved from <http://dx.doi.org/10.1890/02-5231>
- Beckie HJ, Harker KN, Hall LM, Warwick SI, Légère A, Sikkema PH, Clayton GW, Thomas AG, Leeson JY, Séguin-Swartz G, and Simard MJ. 2006. *A decade of herbicide-resistant crops in Canada*. Canadian Journal of Plant Science 86, pp. 1243-1264. Retrieved from <http://dx.doi.org/10.4141/P05-193> Last accessed 2016/08/29
- Belter A. 2016. *Long-Term Monitoring of Field Trial Sites with Genetically Modified Oilseed Rape (Brassica napus L.) in Saxony-Anhalt, Germany. Fifteen Years Persistence to Date but No Spatial Dispersion*. Genes 7, pp. 3. Retrieved from <http://www.ncbi.nlm.nih.gov/pmc/articles/PMC4728383/>
- Betancor MB, Sprague M, Usher S, Sayanova O, Campbell PJ, Napier JA, and Tocher DR. 2015. *A nutritionally-enhanced oil from transgenic Camelina sativa effectively replaces fish oil as a source of eicosapentaenoic acid for fish*. Scientific reports 5, pp. 8104. Retrieved from <https://www.nature.com/articles/srep08104>

- Betancor MB, Sprague M, Sayanova O, Usher S, Metochis C, Campbell PJ, Napier JA, and Tocher DR. 2016. *Nutritional Evaluation of an EPA-DHA Oil from Transgenic Camelina sativa in Feeds for Post-Smolt Atlantic Salmon (Salmo salar L.)*. PLoS One 11, pp. e0159934. Retrieved from <http://journals.plos.org/plosone/article?id=10.1371/journal.pone.0159934>
- Blomquist GJ, Borgeson CE, and Vundla M. 1991. *Polyunsaturated fatty acids and eicosanoids in insects*. Insect Biochemistry 21, pp. 99-106. Retrieved from <http://www.sciencedirect.com/science/article/pii/002017909190069Q>
- Boyles, Mark, Bushong, Sanders, and Stamm. 2012. *Great Plains Canola Production Handbook*. Oklahoma State University, Kansas State University, University of Nebraska. Retrieved from <http://agresearch.montana.edu/wtarc/producerinfo/agronomy-nutrient-management/Canola/GreatPlainsCanolaProdBook.pdf> Last accessed 09/13/2016.
- Brookes G and Barfoot P. 2015a. *Global income and production impacts of using GM crop technology 1996–2013*. GM crops & food 6, pp. 13-46. Retrieved from <http://dx.doi.org/10.1080/21645698.2015.1022310>
- Brookes G and Barfoot P. 2015b. *GM crops: Global socio-economic and environmental impacts 1996–2013*. Retrieved from <http://www.pgeconomics.co.uk/publications.php>
- Brookes G and Barfoot P. 2016. *Environmental impacts of genetically modified (GM) crop use 1996–2014: Impacts on pesticide use and carbon emissions*. GM crops & food 7, pp. 84–116. Retrieved from <http://www.tandfonline.com/doi/pdf/10.1080/21645698.2016.1192754?needAccess=true>
- Brown J, Davis JB, Lauver M, and Wysocki D. 2008. *Canola Growers' Manual*. Retrieved from www.uscanola.com/site/epage/102387_956.htm
- Brown MR. 2002. Nutritional value of microalgae for aquaculture. In: Cruz-Suárez, L. E., Rique-Marie, D., Tapia-Salazar, M., Gaxiola-Cortés, M. G., Simoes, N. (Eds.). *Avances en Nutrición Acuícola VI. Memorias del VI Simposium Internacional de Nutrición Acuícola*. 3 al 6 de Septiembre del 2002. Cancún, Quintana Roo, México. Retrieved from <http://www.aquatech.com.ve/pdf/A19.pdf>
- Busi R and Powles SB. 2016. *Transgenic glyphosate-resistant canola (Brassica napus) can persist outside agricultural fields in Australia*. Agriculture, Ecosystems & Environment 220, pp. 28-34. Retrieved from <http://www.sciencedirect.com/science/article/pii/S0167880915302061>
- Calder PC. 2014. *Very long chain omega-3 (n-3) fatty acids and human health*. European Journal of Lipid Science and Technology 116, pp. 1280-1300. Retrieved from <http://dx.doi.org/10.1002/ejlt.201400025>
- Canadian Wildlife Service and U.S. Fish and Wildlife Service. 2007. *International recovery plan for the whooping crane*. Retrieved from http://ecos.fws.gov/docs/recovery_plan/070604_v4.pdf Last accessed May 2, 2014.
- Carré P and Pouzet A. 2014. *Rapeseed market, worldwide and in Europe*. OCL - Oilseeds and fats, Crops and Lipids 21. Retrieved from <http://www.ocl-journal.org/articles/ocl/pdf/2014/01/ocl130035.pdf>
- CBD. 2015. *The Cartagena Protocol on Biosafety*. Convention on Biological Diversity Retrieved from <https://bch.cbd.int/protocol>
- CCC. 2015. *Canola Meal Feeding Guide*. Retrieved from http://www.canolacouncil.org/media/516716/2015_canola_meal_feed_industry_guide.pdf Last accessed 09/28/2016.
- CCoC. 2014. *Canola Grower's Manual Canola Council of Canada*. Retrieved from <http://www.canolacouncil.org/crop-production/canola-grower's-manual-contents/>

- CCoC. 2016a. *Canola Encyclopedia: Weed Management*. Canola Council of Canada. Retrieved from <http://www.canolacouncil.org/canola-encyclopedia/weeds/weed-management/#volunteer-canola-management>
- CCoC. 2016b. Chapter 10c - Diseases. In: *Canola Grower's Manual* (Canola Council of Canada). Retrieved from <https://www.canolacouncil.org/canola-encyclopedia/diseases/>
- CCoC. 2017. *Bees and Canola* Canola Council of Canada. Retrieved from <http://www.canolacouncil.org/markets-stats/industry-overview/bees-and-canola-a-sweet-relationship/>
- CFIA. 1994. *The Biology of Brassica napus L. (Canola/Rapeseed). A companion document to Directive 94-08 (Dir94-08), Assessment Criteria for Determining Environmental Safety of Plant with Novel Traits [BIO1994-09]*. Retrieved from http://www.inspection.gc.ca/DAM/DAM-plants-vegetaux/STAGING/text-texte/pnts_biologydoc_1994-09_1330702965468_eng.pdf
- CFIA. 2011. *DD1995-04: Determination of Environmental Safety of Plant Genetic Systems Inc. (PGS) Novel Hybridization System for Canola (Brassica napus L.)*. Retrieved from <http://www.inspection.gc.ca/plants/plants-with-novel-traits/approved-under-review/decision-documents/dd1995-04/eng/1303707629454/1303752000144>
- CFIA. 2016. *The Biology of Brassica napus L. (Canola/Rapeseed). Biology Document BIO1994-09: A companion document to Directive 94-08 (Dir94-08), Assessment Criteria for Determining Environmental Safety of Plant with Novel Traits*. Canadian Food Inspection Agency. Retrieved from <http://www.inspection.gc.ca/plants/plants-with-novel-traits/applicants/directive-94-08/biology-documents/brassica-napus-l-/eng/1330729090093/1330729278970#a11>
- Christopher JT, Powles SB, Liljegren DR, and Holtum JA. 1991. *Cross-Resistance to Herbicides in Annual Ryegrass (Lolium rigidum) : II. Chlorsulfuron Resistance Involves a Wheat-Like Detoxification System*. *Plant physiology* 95, pp. 1036-1043.
- Chukwudebe A, Privalle L, Reed A, Wandelt C, Contri D, Dammann M, Groeters S, Kaspers U, Strauss V, and van Ravenzwaay B. 2012. *Health and nutritional status of Wistar rats following subchronic exposure to CV127 soybeans*. *Food and chemical toxicology : an international journal published for the British Industrial Biological Research Association* 50, pp. 956-971.
- Colombo SM, Campbell LG, Murphy EJ, Martin SL, and Arts MT. 2018. *Potential for novel production of omega-3 long-chain fatty acids by genetically engineered oilseed plants to alter terrestrial ecosystem dynamics*. *Agricultural Systems* 164, pp. 31-37. Retrieved from <http://www.sciencedirect.com/science/article/pii/S0308521X17306650>
- Cove D. 2005. *The moss Physcomitrella patens*. *Annual review of genetics* 39, pp. 339-358.
- DeCant J and Barrett M. 2010. *Environmental fate and ecological risk assessment for the registration of clothianidin for use as a seed treatment on mustard seed (oilseed and condiment) and cotton*. *Washington*. Retrieved from https://www3.epa.gov/pesticides/chem_search/cleared_reviews/csr_PC-044309_2-Nov-10_b.pdf
- Derelle E, Ferraz C, Rombauts S, Rouze P, Worden AZ, Robbens S, Partensky F, Degroevé S, Echeynie S, Cooke R, Saeys Y, Wuyts J, Jabbari K, Bowler C, Panaud O, Piegu B, Ball SG, Ral JP, Bouget FY, Piganeau G, De Baets B, Picard A, Delseny M, Demaille J, Van de Peer Y, and Moreau H. 2006. *Genome analysis of the smallest free-living eukaryote Ostreococcus tauri unveils many unique features*. *Proceedings of the National Academy of Sciences of the United States of America* 103, pp. 11647-11652.

- Devos Y, Hails RS, Messean A, Perry JN, and Squire GR. 2012. *Feral genetically modified herbicide tolerant oilseed rape from seed import spills: are concerns scientifically justified?* Transgenic Res 21, pp. 1-21. Retrieved from <http://www.ncbi.nlm.nih.gov/pubmed/21526422>
- Douglas and Tooker. 2015. *Large-Scale Deployment of Seed Treatments Has Driven Rapid Increase in Use of Neonicotinoid Insecticides and Preemptive Pest Management in U.S. Field Crops.* Environmental Science & Technology 49, pp. 5088-5097. Last accessed 10/12/2016
- Duke SO. 2015. *Perspectives on transgenic, herbicide-resistant crops in the United States almost 20 years after introduction.* Pest management science 71, pp. 652-657.
- EBIA. 2017. *Biodiesel Market.* European Biomass Industry Association. Retrieved from <http://www.eubia.org/108.0.html>
- EFSA. 2008. *Glucosinolates as Undesirable Substances in Animal Feed - Scientific Opinion of the Panel on Contaminants in the Food Chain.* The EFSA Journal 590, pp. 1-76. Retrieved from <http://onlinelibrary.wiley.com/doi/10.2903/j.efsa.2008.590/epdf>
- EFSA. 2013. *Scientific Opinion on a request from the European Commission related to the prolongation of prohibition of the placing on the market of genetically modified oilseed rape events MS8, RF3 and MS8 × RF3 for import, processing and feed uses in Austria.* The EFSA Journal 11, pp. 1-38. Retrieved from <http://dx.doi.org/10.2903/j.efsa.2013.3202>
- Egan JF, Graham IM, and Mortensen DA. 2014a. *A comparison of the herbicide tolerances of rare and common plants in an agricultural landscape.* Environmental toxicology and chemistry 33, pp. 696-702.
- Egan JF, Bohnenblust E, Goslee S, Mortensen D, and Tooker J. 2014b. *Herbicide drift can affect plant and arthropod communities.* Agriculture, Ecosystems & Environment 185, pp. 77-87. Retrieved from <http://www.sciencedirect.com/science/article/pii/S0167880913004398>
- EIA. 2017a. *U.S. Energy Facts.* U.S. Energy Information Administration (EIA). Retrieved from https://www.eia.gov/energyexplained/?page=us_energy_home
- EIA. 2017b. *Monthly Biodiesel Production Report.* Retrieved from <https://www.eia.gov/biofuels/biodiesel/production/table3.pdf>
- Ellstrand NC, Meirmans P, Rong J, Bartsch D, Ghosh A, Jong TJD, Haccou P, Lu B-R, Snow AA, Jr. CNS, Strasburg JL, Tienderen PHv, Vrieling K, and Hoofman D. 2013. *Introgression of Crop Alleles into Wild or Weedy Populations.* Annual Review of Ecology, Evolution, and Systematics 44, pp. 325-345. Retrieved from <http://www.annualreviews.org/doi/abs/10.1146/annurev-ecolsys-110512-135840>
- ETIPCC. 2017. *National Strategy for Modernizing the Regulatory System for Biotechnology Products, Product of the Emerging Technologies Interagency Policy Coordination Committee's Biotechnology Working Group, September 2016.* White House Office of Science and Technology Policy (OSTP), National Science and Technology Council (NSTC), Emerging Technologies Interagency Policy Coordination Committee (ETIPCC). Retrieved from https://www.aphis.usda.gov/biotechnology/downloads/biotech_national_strategy_final.pdf
- ETS. 2018. *Excellence Through Stewardship®.* Retrieved from <http://www.excellencethroughstewardship.org/page/About>
- FAO. 2003. *Protein Sources for the Animal Feed Industry* Bangkok, Thailand, 29 April - 3 May, 2002. Retrieved from <http://www.fao.org/docrep/007/y5019e/y5019e00.htm#Contents>
- FAO. 2009. *Codex Alimentarius, Foods Derived from Modern Biotechnology, 2nd Edition.* Retrieved from <ftp://ftp.fao.org/docrep/fao/011/a1554e/a1554e00.pdf>

- FAO. 2014. *Technical Consultation on Low Levels of Genetically Modified (GM) Crops in International Food and Feed Trade. Technical Background Paper 1, Low levels of GM crops in food and feed: Regulatory issues*. Retrieved from http://www.fao.org/fileadmin/user_upload/agns/topics/LLP/AGD803_3_Final_En.pdf
- FAO. 2016. *The State of World Fisheries and Aquaculture 2016*. Retrieved from <http://www.fao.org/3/a-i5555e.pdf>
- Farr DF, Rossman, A.Y. 2018a. *Fungal Databases, U.S. National Fungus Collections - Phytophthora infestans*. Retrieved from https://nt.ars-grin.gov/fungalatabases/new_allViewGenBank.cfm?thisName=Phytophthora%20infestans&organismtype=Fungus Last accessed June 7, 2018
- Farr DF, Rossman, A.Y. 2018b. *Fungal Databases, U.S. National Fungus Collections - Phytophthora sojae*. USDA ARS. Retrieved from https://nt.ars-grin.gov/fungalatabases/new_allViewGenBank.cfm?thisName=Phytophthora%20sojae&organismtype=Fungus
- Fernandez-Cornejo J, Wechsler S, and Milkove D. 2016. *The Adoption of Genetically Engineered Alfalfa, Canola, and Sugarbeets in the United States*. Retrieved from <https://www.ers.usda.gov/webdocs/publications/eib163/eib-163.pdf>
- Fernandez-Cornejo J, Hallahan C, Nehring R, Wechsler S, and Grube A. 2012. *Conservation Tillage, Herbicide Use, and Genetically Engineered Crops in the United States: The Case of Soybeans*. *AgBioForum* 15, pp. 231-241. Retrieved from <http://www.agbioforum.org/v15n3/v15n3a01-fernandez-cornejo.htm>
- FitzJohn RG, Armstrong TT, Newstrom-Lloyd LE, Wilton AD, and Cochrane M. 2007. *Hybridisation within Brassica and allied genera: evaluation of potential for transgene escape*. *Euphytica* 158, pp. 209-230. Retrieved from <http://dx.doi.org/10.1007/s10681-007-9444-0>
- Fleury D. 2015. *Volunteer canola creates challenges: Managing volunteer canola is an increasing priority for producers*. Retrieved from <http://www.topcropmanager.com/desiccants/volunteer-canola-creates-challenges-16838>
- Fontaneto D, Tommaseo-Ponzetta M, Galli C, Risé P, Glew RH, and Paoletti MG. 2011. *Differences in Fatty Acid Composition between Aquatic and Terrestrial Insects Used as Food in Human Nutrition*. *Ecology of Food and Nutrition* 50, pp. 351-367. Retrieved from <https://doi.org/10.1080/03670244.2011.586316>
- Fossier Marchan L, Lee Chang KJ, Nichols PD, Mitchell WJ, Polglase JL, and Gutierrez T. 2018. *Taxonomy, ecology and biotechnological applications of thraustochytrids: A review*. *Biotechnology advances* 36, pp. 26-46.
- Fraenkel G and Blewett M. 1946. *Linoleic acid, vitamin E and other fat-soluble substances in the nutrition of certain insects, Ephestia kuehniella, E. elutella, E. cautella and Plodia interpunctella (Lep.)*. *The Journal of experimental biology* 22, pp. 172-190.
- Franzen DW and Lukach J. 2016. *Fertilizing Canola and Mustard (SF1122 (Revised))*. Retrieved from <https://www.ag.ndsu.edu/publications/crops/fertilizing-canola-and-mustard>
- Franzke A, Lysak MA, Al-Shehbaz IA, Koch MA, and Mummenhoff K. 2011. *Cabbage family affairs: the evolutionary history of Brassicaceae*. *Trends in Plant Science* 16, pp. 108-116.
- Friesen L.F., Nelson A.G., and Van Acker RC. 2003. *Evidence of contamination of pedigreed canola (Brassica napus) seedlots in western Canada with genetically engineered herbicide resistance traits*. *Agronomy Journal* 95, pp. 1342-1347. Retrieved from <https://dl.sciencesocieties.org/publications/aj/pdfs/95/5/1342>

- Frisvold G. 2015. *Genetically Modified Crops: International Trade and Trade Policy Effect*. International Journal of Food and Agricultural Economics 3, pp. 1-13. Retrieved from <http://www.foodandagriculturejournal.com/vol3.no2.pp1.pdf>
- Garba L, Ali MSM, Oslan SN, and Rahman R. 2017. *Review on Fatty Acid Desaturases and their Roles in Temperature Acclimatisation*. Journal of Applied Sciences 17, pp. 282-295. Retrieved from <http://scialert.net/fulltext/?doi=jas.2017.282.295&org=11>
- Garbeva P, van Veen JA, and van Elsas JD. 2004. *Microbial diversity in soil: selection microbial populations by plant and soil type and implications for disease suppressiveness*. Annual review of phytopathology 42, pp. 243-270.
- Garcia MD, Nouwens A, Lonhienne TG, and Guddat LW. 2017. *Comprehensive understanding of acetohydroxyacid synthase inhibition by different herbicide families*. Proceedings of the National Academy of Sciences 114, pp. E1091-E1100. Retrieved from <http://www.pnas.org/content/114/7/E1091.abstract>
- Gavloski J. 2012. *Pest Management Facts: Bees on Canola – What are the Benefits?* Retrieved from <https://www.gov.mb.ca/agriculture/crops/insects/pubs/beesoncanolafactsheet.pdf>
- George N, Hollingsworth J, and Kaffka S. 2015. *A guide for canola and camelina research in California*. Retrieved from <http://agresearch.montana.edu/wtarc/producerinfo/agronomy-nutrient-management/Canola/UCFactSheet.pdf>
- Getinet A, Rakow G, Raney JP, and Downey RK. 1997. *Glucosinolate content in interspecific crosses of Brassica carinata with B. juncea and B. napus*. Plant Breeding 116, pp. 39-46. Retrieved from <http://dx.doi.org/10.1111/j.1439-0523.1997.tb00972.x>
- Gibbons D, Morrissey C, and Mineau P. 2015. *A review of the direct and indirect effects of neonicotinoids and fipronil on vertebrate wildlife*. Environmental science and pollution research international 22, pp. 103-118. Retrieved from <http://www.ncbi.nlm.nih.gov/pmc/articles/PMC4284370/>
- GOED. 2018. *GOED Omega-3 Daily Intake Recommendations*. Global Organization for EPA and DHA Omega-3s (GOED). Retrieved from https://gallery.mailchimp.com/4ae075406cd789efec4e9ff09/files/intakeRecommendations_Final_20160401.01.pdf
- Green JM and Owen MDK. 2011. *Herbicide-Resistant Crops: Utilities and Limitations for Herbicide-Resistant Weed Management*. Journal of Agricultural and Food Chemistry 59, pp. 5819-5829. Retrieved from <http://dx.doi.org/10.1021/jf101286h>
- Gulden R. 2007. *Volunteer Canola - Biology and Management*. Retrieved from http://www.umanitoba.ca/faculties/afs/MAC_proceedings/proceedings/2007/Rob_Gulden.pdf
- Gulden RH, Shirtliffe SJ, and Thomas AG. 2003. *Harvest losses of canola (Brassica napus) cause large seedbank inputs*. Weed Science 51, pp. 83-86. Retrieved from [http://dx.doi.org/10.1614/0043-1745\(2003\)051\[0083:HLOCBN\]2.0.CO;2](http://dx.doi.org/10.1614/0043-1745(2003)051[0083:HLOCBN]2.0.CO;2) Last accessed 2016/10/17
- Gunstone FD. 2011. *Vegetable Oils in Food Technology: Composition, Properties and Uses, Second Edition*. Blackwell Publishing Ltd. Retrieved from <http://onlinelibrary.wiley.com/book/10.1002/9781444339925>
- Gupta VVSR, Neate SM, and Leonard E. 2007. *Life in the Soil - The Relationship Between Agriculture and Soil Organisms*. Cooperative Research Centre for Soil & Land Management. Retrieved from <http://mitchellfinemilling.com.au/life%20in%20the%20soil.pdf>

- Gusta M, Smyth SJ, Belcher K, and Phillips PWB. 2011. *Economic Benefits of Genetically-modified Herbicide-tolerant Canola for Producers*. AgBioForum 14 pp. 1-13. Retrieved from <http://www.agbioforum.org/v14n1/v14n1a01-smyth.pdf>
- Hagy HM, Linz GM, and Bleier WJ. 2010. *Wildlife Conservation Sunflower Plots and Croplands as Fall Habitat for Migratory Birds*. Retrieved from http://digitalcommons.unl.edu/icwdm_usdanwrc/1273
- Haile TA and Shirliff SJ. 2014. *Effect of Harvest Timing on Dormancy Induction in Canola Seeds*. Weed Science 62, pp. 548-554. Retrieved from <http://dx.doi.org/10.1614/WS-D-13-00178.1> Last accessed 2016/10/11
- Hall J, Donnelly-Vanderloo M, and Hume D. 1996. *Triazine-resistant crops: the agronomic impact and physiological consequences of chloroplast mutation*. Herbicide-Resistant Crops: Agricultural, Environmental, Economic, Regulator and Technical Aspects. Boca Raton, FL, CRC, pp. 107-126.
- Hansen LB, Siegismund HR, and Jørgensen RB. 2001. *Introgression between oilseed rape (Brassica napus L.) and its weedy relative B. rapa L. in a natural population*. Genetic Resources and Crop Evolution 48, pp. 621-627. Retrieved from <http://dx.doi.org/10.1023/A:1013825816443>
- Harper JK. 2017. *Economics of Conservation Tillage*. Penn State Extension. Retrieved from <http://extension.psu.edu/plants/crops/soil-management/conservation-tillage/economics-of-conservation-tillage>
- Harrison RG and Larson EL. 2014. *Hybridization, Introgression, and the Nature of Species Boundaries*. Journal of Heredity 105, pp. 795-809. Retrieved from <http://jhered.oxfordjournals.org/content/105/S1/795.abstract>
- Harwood JL. 2017. *Plant Fatty Acid Synthesis* Retrieved from <http://lipidlibrary.aocs.org/Biochemistry/content.cfm?ItemNumber=40304>
- Hashimoto K, Yoshizawa AC, Okuda S, Kuma K, Goto S, and Kanehisa M. 2008. *The repertoire of desaturases and elongases reveals fatty acid variations in 56 eukaryotic genomes*. Journal of lipid research 49, pp. 183-191.
- Hauser TP, Shaw RG, and østergård H. 1998. *Fitness of F1 hybrids between weedy Brassica rapa and oilseed rape (B. napus)*. Heredity 81, pp. 429-435. Retrieved from <http://dx.doi.org/10.1046/j.1365-2540.1998.00424.x>
- Heap I. 2017. *The International Survey of Herbicide Resistant Weeds*. Retrieved from www.weedscience.org
- Heenan PB, Dawson MI, Fitzjohn RG, and Stewart AV. 2007. *Experimental hybridisation of Brassica species in New Zealand*. New Zealand Journal of Botany 45, pp. 53-66. Retrieved from <http://dx.doi.org/10.1080/00288250709509702>
- Heisler, Somers, and Poulin. 2014. *Rodent populations on the northern Great Plains respond to weather variation at a landscape scale*. Journal of Mammalogy 95, pp. 82-90. Retrieved from <http://jmammal.oxfordjournals.org/content/95/1/82> Last accessed 09/14/2016
- Heisler, Somers, Wellicome, and Poulin. 2013. *Landscape-scale features affecting small mammal assemblages on the northern Great Plains of North America*. Journal of Mammalogy 94, pp. 1059-1067. Last accessed 09/14/2016
- Herbek J, Hershman DE, Johnson DW, Martin JR, McNeill SG, Murdock L, Overhults DG, Parker G, Riggins SK, Shurley WD, and Trimble RL. 1992. *Canola Production and Management (ID 114)* Retrieved from <http://www2.ca.uky.edu/agcomm/pubs/id/id114/id114.htm>

- Hixson SM, Shukla K, Campbell LG, Hallett RH, Smith SM, Packer L, and Arts MT. 2016. *Long-Chain Omega-3 Polyunsaturated Fatty Acids Have Developmental Effects on the Crop Pest, the Cabbage White Butterfly Pieris rapae*. PLoS ONE 11, pp. e0152264. Retrieved from <http://www.ncbi.nlm.nih.gov/pmc/articles/PMC4806837/>
- IndexMundi. 2017. *European Union (EU-27) Rapeseed Oil Production by Year*. IndexMundi. Retrieved from <http://www.indexmundi.com/agriculture/?country=eu&commodity=rapeseed-oil&graph=production>
- ITS. 2017. *Integrated Taxonomic Information System*. Integrated Taxonomic Information System. Retrieved from <https://www.itis.gov/>
- IUPAC. 2017. *IUPAC: Global availability of information on agrochemicals - Imazamox (Ref: BAS 720H)* International Union of Pure and Applied Chemistry (IUPAC). Retrieved from <http://sitem.herts.ac.uk/aeru/iupac/Reports/392.htm>
- Jacob. 2013. *Including Canola in Organic Poultry Diets*. eXtension.org. Retrieved from <http://articles.extension.org/pages/69710/including-canola-in-organic-poultry-diets>
- Jauker F and Wolters V. 2008. *Hover flies are efficient pollinators of oilseed rape*. Oecologia 156, pp. 819-823.
- Jervais JP. 2015. *Supply and demand outlook for the canola industry*. Retrieved from <http://www.canolacouncil.org/media/565635/JP%20Gervais%20Canola%20council%20v3.pdf>
- Jiang L, Eriksson J, Lage S, Jonasson S, Shams S, Mehine M, Ilag LL, and Rasmussen U. 2014. *Diatoms: a novel source for the neurotoxin BMAA in aquatic environments*. PLoS One 9, pp. e84578.
- Jorgensen RB and Andersen B. 1994. *Spontaneous Hybridization Between Oilseed Rape (Brassica napus) and Weedy B. campestris (Brassicaceae): A Risk of Growing Genetically Modified Oilseed Rape*. American Journal of Botany 81, pp. 1620-1626. Retrieved from <http://www.jstor.org/stable/2445340>
- Kamel, Mahfouz, Blal, Said, and Mahmoud. 2015. *Diversity of insect pollinators with reference to their impact on yield production of canola (Brassica napus L.) in Ismailia, Egypt*. Pestic. Phytomed. (Belgrade) 30, pp. 161-168. Last accessed 09/14/2016
- Kaneko YaSWB. 2014. *Interspecific and intergeneric hybridization and chromosomal engineering of Brassicaceae crops*. Breed Science 64, pp. 14-22.
- Katsuta K, Matsuo K, Yoshimura Y, and Ohsawa R. 2015. *Long-term monitoring of feral genetically modified herbicide-tolerant Brassica napus populations around unloading Japanese ports*. Breeding Science 65, pp. 265-275. Retrieved from <http://www.ncbi.nlm.nih.gov/pmc/articles/PMC4482177/>
- Khajali F and Slominski BA. 2012. *Factors that affect the nutritive value of canola meal for poultry*. Poultry Science 91, pp. 2564-2575. Retrieved from <http://ps.oxfordjournals.org/content/91/10/2564.abstract>
- Knispel AL and McLachlan SM. 2010. *Landscape-scale distribution and persistence of genetically modified oilseed rape (Brassica napus) in Manitoba, Canada*. Environmental Science and Pollution Research 17, pp. 13-25. Retrieved from <http://dx.doi.org/10.1007/s11356-009-0219-0>
- Knispel AL, McLachlan SM, Van Acker RC, and Friesen LF. 2008. *Gene Flow and Multiple Herbicide Resistance in Escaped Canola Populations*. Weed Science 56, pp. 72-80. Retrieved from <http://dx.doi.org/10.1614/WS-07-097.1> Last accessed 2016/10/12

- Knodel J, Beauzay P, Boetel M, Prochaska TJ, and Lubenow L. 2019. *North Dakota Field Crop Insect Management Guide (E1143)*. North Dakota State University Extension. Retrieved from <https://www.ag.ndsu.edu/publications/crops/north-dakota-field-crop-insect-management-guide>
- Knodel JJ, Lubenow LA, and Olson DL. 2017. *Integrated Pest Management of Flea Beetles in Canola (E1234)*. North Dakota State University Extension Service. Retrieved from <https://www.ag.ndsu.edu/publications/crops/integrated-pest-management-of-flea-beetles-in-canola/e1234.pdf>
- KSU. 2012. *Great Plains Canola Production Handbook [MF-2734 (Revised)]*. Kansas State University Agricultural Experiment Station and Cooperative Extension Service. Retrieved from <https://www.bookstore.ksre.ksu.edu/pubs/MF2734.pdf>
- Lage S, Costa PR, Moita T, Eriksson J, Rasmussen U, and Rydberg SJ. 2014. *BMAA in shellfish from two Portuguese transitional water bodies suggests the marine dinoflagellate *Gymnodinium catenatum* as a potential BMAA source*. *Aquatic toxicology* (Amsterdam, Netherlands) 152, pp. 131-138.
- Landis DA, Menalled FD, Costamagna AC, and Wilkinson TK. 2005. *Manipulating plant resources to enhance beneficial arthropods in agricultural landscapes*. *Weed Science* 53, pp. 902-908. Retrieved from <http://dx.doi.org/10.1614/WS-04-050R1.1> Last accessed 2015/06/26
- Lee JM, Lee H, Kang S, and Park WJ. 2016. *Fatty Acid Desaturases, Polyunsaturated Fatty Acid Regulation, and Biotechnological Advances*. *Nutrients* 8, pp. 23. Retrieved from <http://www.ncbi.nlm.nih.gov/pmc/articles/PMC4728637/>
- Legere A. 2005. *Risks and consequences of gene flow from herbicide-resistant crops: canola (*Brassica napus* L) as a case study*. *Pest management science* 61, pp. 292-300.
- Lenihan-Geels G, Bishop KS, and Ferguson LR. 2013. *Alternative Sources of Omega-3 Fats: Can We Find a Sustainable Substitute for Fish?* *Nutrients* 5, pp. 1301-1315. Retrieved from <http://www.ncbi.nlm.nih.gov/pmc/articles/PMC3705349/>
- Leonard AE, Pereira SL, Sprecher H, and Huang YS. 2004. *Elongation of long-chain fatty acids*. *Prog Lipid Res* 43, pp. 36-54.
- Lin L, Allemekinders H, Dansby A, Campbell L, Durance-Tod S, Berger A, and Jones PJH. 2013. *Evidence of health benefits of canola oil*. *Nutrition Reviews* 71, pp. 370-385. Retrieved from <http://www.ncbi.nlm.nih.gov/pmc/articles/PMC3746113/>
- Lingenfelter D. 2018. *Introduction to Weeds and Herbicides*. Pennsylvania State University Extension. Retrieved from <https://extension.psu.edu/introduction-to-weeds-and-herbicides#section-30>
- Luijten SH, Schidlo NS, Meirmans PG, and de Jong TJ. 2015. *Hybridisation and introgression between *Brassica napus* and *B. rapa* in the Netherlands*. *Plant biology* (Stuttgart, Germany) 17, pp. 262-267. Retrieved from <http://onlinelibrary.wiley.com/doi/10.1111/plb.12197/pdf>
- Magleby R, Sandretto C, Crosswhite W, and Osborn CT. 1995. *Soil Erosion and Conservation in the United States. Agriculture Information Bulletin Number 718*. Retrieved from <http://naldc.nal.usda.gov/download/CAT10712833/PDF>
- Mathesius CA, Barnett JF, Jr., Cressman RF, Ding J, Carpenter C, Ladics GS, Schmidt J, Layton RJ, Zhang JX, Appenzeller LM, Carlson G, Ballou S, and Delaney B. 2009. *Safety assessment of a modified acetolactate synthase protein (GM-HRA) used as a selectable marker in genetically modified soybeans*. *Regulatory toxicology and pharmacology : RTP* 55, pp. 309-320.
- Menalled F, Peterson R, Smith R, Curran W, Páez D, and Maxwell B. 2016. *The Eco-Evolutionary Imperative: Revisiting Weed Management in the Midst of an Herbicide Resistance Crisis*. *Sustainability* 8, pp. 1297. Retrieved from <http://www.mdpi.com/2071-1050/8/12/1297>

- Meyer A, Kirsch H, Domergue F, Abbadi A, Sperling P, Bauer J, Cirpus P, Zank TK, Moreau H, Roscoe TJ, Zahringer U, and Heinz E. 2004. *Novel fatty acid elongases and their use for the reconstitution of docosahexaenoic acid biosynthesis*. Journal of lipid research 45, pp. 1899-1909.
- Mineau P and Palmer C. 2013. *The impact of the nation's most widely used insecticides on birds*. Retrieved from <https://extension.entm.purdue.edu/neonicotinoids/PDF/TheImpactoftheNationsMostWidelyUsedInsecticidesonBirds.pdf>
- Mohamed E. 2015. *Fatty acids contents of the edible migratory locust Locusta migratoria, Linnaeus, 1758 (Orthoptera: Acrididae)*. International Journal of Advances in Pharmacy, Biology and Chemistry, Oct - Dec, 2015 4, pp. 1-5. Retrieved from <http://www.ijapbc.com/files/21-10-15/03-4129.pdf>
- Montgomery JH. 2007. *Groundwater Chemicals Desk Reference, Fourth Edition, Apr 18, 2007 - Technology & Engineering - 1752 pages*. CRC Press. Retrieved from <https://books.google.com/books?id=AbLpHq-V9j4C&pg=PR15&lpg=PR15&dq=Henry%27s+Law+constant+volatilization+atm-m3/mol&source=bl&ots=j2LuOafOJv&sig=JduIcO9D1eyyk3Ql2WxlgrLamo&hl=en&sa=X&ved=0ahUKEwjuiqy4joPcAhWE44MKHfkIDBkQ6AEIXTAG#v=onepage&q=Henry's%20Law%20constant%20volatilization%20atm-m3%2Fmol&f=false>
- Morandin LA and Winston ML. 2006. *Pollinators provide economic incentive to preserve natural land in agroecosystems*. Agriculture, Ecosystems & Environment 116, pp. 289-292. Retrieved from <http://www.sciencedirect.com/science/article/pii/S0167880906000910>
- Mortensen DA, Egan JF, Maxwell BD, Ryan MR, and Smith RG. 2012. *Navigating a Critical Juncture for Sustainable Weed Management*. BioScience 62, pp. 75-84. Retrieved from <http://dx.doi.org/10.1525/bio.2012.62.1.12>
- Munier DJ, Brittan KL, and Lanini WT. 2012. *Seed bank persistence of genetically modified canola in California*. Environmental science and pollution research international 19, pp. 2281-2284. Retrieved from http://wric.ucdavis.edu/PDFs/Seed_bank_persistence_of_genetically_modified_canola.pdf
- Myers JR. 2006. *Outcrossing Potential for Brassica Species and Implications for Vegetable Crucifer Seed Crops of Growing Oilseed Brassicas in the Willamette Valley*. Retrieved from http://ir.library.oregonstate.edu/xmlui/bitstream/handle/1957/6304/SR%20no.%201064_OCR.pdf
- Myers R. 2015. *Cover Crop Trends in the U.S.* Retrieved from <http://css.wsu.edu/biofuels/files/2015/02/MyersCoverCrops2015OSDS.pdf>
- Napier JA, Usher S, Haslam RP, Ruiz-Lopez N, and Sayanova O. 2015. *Transgenic plants as a sustainable, terrestrial source of fish oils*. European Journal of Lipid Science and Technology 117, pp. 1317-1324. Retrieved from <http://www.ncbi.nlm.nih.gov/pmc/articles/PMC4744972/>
- NDDA. 2017. *Pesticide Water Quality Program* North Dakota Department of Agriculture Retrieved from <https://www.nd.gov/ndda/pesticide-program/pesticide-water-quality-program>
- NDGFD. 2017. *Wildlife and Conservation* North Dakota Game and Fish Department. Retrieved from <https://gf.nd.gov/>
- NDSU. 2008. *Canola Possible Forage Crop for Livestock*. North Dakota State University: NDSU Agriculture Communication. Retrieved from <https://www.ag.ndsu.edu/news/newsreleases/2008/aug-21-2008/canola-possible-forge-crop-for-livestock>

- NDSU. 2011. *Canola Production Field Guide [A-1280]*. North Dakota State University Extension Service. Retrieved from <https://www.ag.ndsu.edu/extensionentomology/recent-publications-main/publications/A-1280-canola-production-field-guide>
- Nichols and Altieri. 2012. *Plant biodiversity enhances bees and other insect pollinators in agroecosystems. A review*. *Agronomic Sustainable Development* 33, pp. 257-274. Last accessed 09/14/2016
- Nichols PD, Petrie J, and Singh S. 2010. *Long-Chain Omega-3 Oils—An Update on Sustainable Sources*. *Nutrients* 2, pp. 572-585. Retrieved from <http://www.ncbi.nlm.nih.gov/pmc/articles/PMC3257669/>
- NIH. 2017. *Omega-3 Fatty Acids: Fact Sheet for Health Professionals* U.S. Department of Health & Human Services, National Institutes of Health. Retrieved from <https://ods.od.nih.gov/factsheets/Omega3FattyAcids-HealthProfessional/>
- NOAA. 2017. *Status of Stocks 2016: Annual Report to Congress on the Status of U.S. Fisheries*. Retrieved from http://www.nmfs.noaa.gov/sfa/fisheries_eco/status_of_fisheries/archive/2016/status-of-stocks-2016-web.pdf
- Non-GMO-Project. 2018. *Non-GMO Project Verified* The Non-GMO Project. Retrieved from <https://www.nongmoproject.org/>
- OECD. 2011. *Revised Consensus Document on Compositional Considerations for New Varieties of Low Erucic Acid Rapeseed (Canola): Key Food and Feed Nutrients, Anti-Nutrients and Toxicants, Series on the Safety of Novel Foods and Feeds No. 24*. Retrieved from <https://www.oecd.org/env/ehs/biotrack/49343153.pdf> Last accessed June 7, 2018
- OECD. 2012. *Consensus document on the biology of the Brassica crops (Brassica spp.): Series on Harmonisation of Regulatory Oversight in Biotechnology No. 54[ENV/JM/MONO(2012)41]*. Retrieved from [http://www.oecd.org/officialdocuments/publicdisplaydocumentpdf/?cote=ENV/JM/MONO\(2012\)41&doclanguage=en](http://www.oecd.org/officialdocuments/publicdisplaydocumentpdf/?cote=ENV/JM/MONO(2012)41&doclanguage=en)
- OECD. 2015. *Biotechnology Policies*. Organization for Economic Co-operation and Development (OECD). Retrieved from <http://www.oecd.org/sti/biotech/>
- OECD/FAO. 2015. *Oilseeds and oilseed products, in OECD-FAO Agricultural Outlook 2015*. OECD Publishing, Paris. Retrieved from <http://www.fao.org/3/a-i4738e.pdf>
- Ooninx DGAB, van Broekhoven S, van Huis A, and van Loon JJA. 2015. *Feed Conversion, Survival and Development, and Composition of Four Insect Species on Diets Composed of Food By-Products*. Retrieved from <https://doi.org/10.1371/journal.pone.0144601>
- OSU. 2017. *Linus Pauling Institute, Micronutrient Information Center, Essential Fatty Acids* Oregon State University. Retrieved from <http://lpi.oregonstate.edu/mic/other-nutrients/essential-fatty-acids#metabolism-bioavailability>
- Owen MDK. 2011. *Weed resistance development and management in herbicide-tolerant crops: Experiences from the USA* *Journal of Consumer Protection and Food Safety* 6, pp. 85-89. Retrieved from <http://link.springer.com/article/10.1007/s00003-011-0679-2>
- Owen MDK. 2012. *2013 Herbicide Guide for Iowa Corn and Soybean Production: Weed management update for 2013 (WC-94)*. *Iowa State University Extension and Outreach*. Retrieved from <http://www.weeds.iastate.edu/reference/WC94%202013.pdf>

- Palaniswamy P and Lamb RJ. 1992. *Host Preferences of the Flea Beetles Phyllotreta cruciferae and P. striolata (Coleoptera: Chrysomelidae) for Crucifer Seedlings*. Journal of Economic Entomology 85, pp. 743-752. Retrieved from <https://dx.doi.org/10.1093/jee/85.3.743> Last accessed 2/20/2019
- PAN. 2018. *PAN Database Pesticide Action Network*. Retrieved from <http://www.pesticideinfo.org/>
- Parikh SJ and James BR. 2012. *Soil: The Foundation of Agriculture. Nature Education Knowledge 3(10):2*. Retrieved from <http://www.nature.com/scitable/knowledge/library/soil-the-foundation-of-agriculture-84224268>
- PubChem. 2017. *Imazamox - Compound Summary for CID 86137*. National Center for Biotechnology Information, U.S. National Library of Medicine. Retrieved from <https://pubchem.ncbi.nlm.nih.gov/compound/Imazamox#section=Top>
- R&M. 2014. *Omega-3 Polyunsaturated Fatty Acids (PUFAs) - A Global Market Overview*. Retrieved from <https://www.researchandmarkets.com/research/b6lfj6/omega3>
- Racine RA and Deckelbaum RJ. 2007. *Sources of the very-long-chain unsaturated omega-3 fatty acids: eicosapentaenoic acid and docosahexaenoic acid*. Current opinion in clinical nutrition and metabolic care 10, pp. 123-128. Retrieved from <https://www.ncbi.nlm.nih.gov/pubmed/17284998>
- Rensing SA, Lang D, Zimmer AD, Terry A, Salamov A, Shapiro H, Nishiyama T, Perroud PF, Lindquist EA, Kamisugi Y, Tanahashi T, Sakakibara K, Fujita T, Oishi K, Shin IT, Kuroki Y, Toyoda A, Suzuki Y, Hashimoto S, Yamaguchi K, Sugano S, Kohara Y, Fujiyama A, Anterola A, Aoki S, Ashton N, Barbazuk WB, Barker E, Bennetzen JL, Blankenship R, Cho SH, Dutcher SK, Estelle M, Fawcett JA, Gundlach H, Hanada K, Heyl A, Hicks KA, Hughes J, Lohr M, Mayer K, Melkozernov A, Murata T, Nelson DR, Pils B, Prigge M, Reiss B, Renner T, Rombauts S, Rushton PJ, Sanderfoot A, Schween G, Shiu SH, Stueber K, Theodoulou FL, Tu H, Van de Peer Y, Verrier PJ, Waters E, Wood A, Yang L, Cove D, Cuming AC, Hasebe M, Lucas S, Mishler BD, Reski R, Grigoriev IV, Quatrano RS, and Boore JL. 2008. *The Physcomitrella genome reveals evolutionary insights into the conquest of land by plants*. Science (New York, N.Y.) 319, pp. 64-69.
- Reski R, Parsons J, and Decker EL. 2015. *Moss-made pharmaceuticals: from bench to bedside*. Plant biotechnology journal 13, pp. 1191-1198. Retrieved from <http://www.ncbi.nlm.nih.gov/pubmed/26011014>
- Rey-Caballero J, Menéndez J, Osuna MD, Salas M, and Torra J. 2017. *Target-site and non-target-site resistance mechanisms to ALS inhibiting herbicides in Papaver rhoeas*. Pesticide Biochemistry and Physiology 138, pp. 57-65. Retrieved from <http://www.sciencedirect.com/science/article/pii/S0048357517300822>
- Řezanka T and Sigler K. 2009. *Odd-numbered very-long-chain fatty acids from the microbial, animal and plant kingdoms*. Progress in Lipid Research 48, pp. 206-238. Retrieved from <http://www.sciencedirect.com/science/article/pii/S0163782709000174> Last accessed 2009/7//
- Roth G. 2015. *Crop Rotations and Conservation Tillage [Publication Code: UC124]. Penn State Extension*. Retrieved from <http://extension.psu.edu/plants/crops/soil-management/conservation-tillage/crop-rotations-and-conservation-tillage>
- Roy NN. 1980. *Species crossability and early generation plant fertility in interspecific crosses of Brassica SABRAO Journal 1980 Vol.12 No.1 pp.43-53 ref.8 12, pp. 43-53*. Retrieved from <https://www.cabdirect.org/cabdirect/abstract/19811609932>
- Ruess L and Chamberlain PM. 2010. *The fat that matters: Soil food web analysis using fatty acids and their carbon stable isotope signature*. Soil Biology and Biochemistry 42, pp. 1898-1910. Retrieved from <http://www.sciencedirect.com/science/article/pii/S0038071710002683>

- Ruiz-Lopez N, Haslam RP, Napier JA, and Sayanova O. 2014. *Successful high-level accumulation of fish oil omega-3 long-chain polyunsaturated fatty acids in a transgenic oilseed crop*. The Plant journal : for cell and molecular biology 77, pp. 198-208.
- Russell FD and Bürgin-Maunders CS. 2012. *Distinguishing Health Benefits of Eicosapentaenoic and Docosahexaenoic Acids*. Marine Drugs 10, pp. 2535-2559. Retrieved from <http://www.ncbi.nlm.nih.gov/pmc/articles/PMC3509534/>
- S&T. 2010. *Canola LCA Data*. Retrieved from http://s3.amazonaws.com/zanran_storage/www.uscanola.com/ContentPages/110456034.pdf
- Sabbahi R, De Oliveira D, and Marceau J. 2005. *Influence of honey bee (Hymenoptera: Apidae) density on the production of canola (Crucifera: Brassicaceae)*. J Econ Entomol 98, pp. 367-372.
- Salem N, Jr. and Eggersdorfer M. 2015. *Is the world supply of omega-3 fatty acids adequate for optimal human nutrition?* Current opinion in clinical nutrition and metabolic care 18, pp. 147-154. Retrieved from http://journals.lww.com/clinicalnutrition/Abstract/2015/03000/Is_the_world_supply_of_omega_3_fatty_acids.8.aspx
- Sampedro L, Jeannotte R, and Whalen JK. 2006. *Trophic transfer of fatty acids from gut microbiota to the earthworm Lumbricus terrestris L*. Soil Biology and Biochemistry 38, pp. 2188-2198. Retrieved from <http://www.sciencedirect.com/science/article/pii/S0038071706001143>
- SARE. 2012. *What is sustainable agriculture?* Retrieved from <http://www.sare.org/Learning-Center/SARE-Program-Materials/National-Program-Materials/What-is-Sustainable-Agriculture>
- Saroka, Olivier, Grenkow, and Seguin-Swartz. 2015. *Interactions between Camelina sativa (Brassicaceae) and insect pests of canola*. Canadian Entomology 147, pp. 193-214. Last accessed 09/14/2016
- Sauer FD and Kramer JKG. 1983. *The Problems Associated with Feeding High Erucic Acid Rapeseed Oil and Some Fish Oils to Experimental Animals*. Retrieved from <https://books.google.com/books?hl=en&lr=&id=FqVCPa7pcnAC&oi=fnd&pg=PA253&dq=erucic+acid+rapeseed+human+health&ots=Tb2jmCdiUB&sig=0qoqEJv5oF0tCr1iopIU1IDN1do#v=onepage&q=erucic%20acid%20rapeseed%20human%20health&f=false>
- Schafer MG, Ross AA, Londo JP, Burdick CA, Lee EH, Travers SE, Van de Water PK, and Sagers CL. 2011. *The Establishment of Genetically Engineered Canola Populations in the U.S.* PLoS ONE 6, pp. 1-4. Retrieved from <http://www.ncbi.nlm.nih.gov/pmc/articles/PMC3187797/>
- Scherr SJ and McNeely JA. 2008. *Biodiversity conservation and agricultural sustainability: towards a new paradigm of 'ecoagriculture' landscapes*. Phil. Trans. R. Soc. B 363, pp. 477-494. Retrieved from <http://rstb.royalsocietypublishing.org/royptb/363/1491/477.full.pdf>
- Schillinger WF and Werner SJ. 2016. *Horned lark damage to pre-emerged canola seedlings*. Industrial Crops and Products 89, pp. 465-467. Retrieved from <http://www.sciencedirect.com/science/article/pii/S0926669016303764>
- Schulze J, Frauenknecht T, Brodmann P, and Bagutti C. 2014. *Unexpected Diversity of Feral Genetically Modified Oilseed Rape (Brassica napus L.) Despite a Cultivation and Import Ban in Switzerland*. PLoS ONE 9, pp. e114477. Retrieved from <http://dx.doi.org/10.1371/journal.pone.0114477>
- Schwab A, Moriarty K, Milbrandt A, Geiger J, and Lewis J. 2016. *2013 Bioenergy Market Report*. Retrieved from <http://www.nrel.gov/docs/fy16osti/63468.pdf>
- Scrimgeour C. 2003. *Food Lipids - Chemistry, Nutrition, and Biotechnology, 2nd edn.* by Casimir C. Akoh and David B. Min. European Journal of Lipid Science and Technology 105, pp. 381-381. Retrieved from <http://dx.doi.org/10.1002/ejlt.200390077>

- Séguin-Swartz G, Beckie HJ, Warwick SI, Roslinsky V, Nettleton JA, Johnson EN, and Falk KC. 2013. *Pollen-mediated gene flow between glyphosate-resistant Brassica napus canola and B. juncea and B. carinata mustard crops under large-scale field conditions in Saskatchewan*. Canadian Journal of Plant Science 93, pp. 1083-1087. Retrieved from <http://dx.doi.org/10.4141/cjps2013-129> Last accessed 2016/11/10
- Sekulic and Rempel. 2016. *Evaluating the Role of Seed Treatments in Canola/Oilseed Rape Production: Integrated Pest Management, Pollinator Health, and Biodiversity*. Plants 5, pp. 1-14. Last accessed 10/12/2016
- Sharpe T. 2010. *Cropland Management (Chapter 4). Tarheel Wildlife: A Guide for Managing Wildlife on Private Lands in North Carolina*. Retrieved from http://www.newwildlife.org/portals/0/Conserving/documents/TarheelWildlife/Tarheel_Wildlife.pdf
- Shaw DR, Owen MD, Dixon PM, Weller SC, Young BG, Wilson RG, and Jordan DL. 2011. *Benchmark study on glyphosate-resistant cropping systems in the United States. Part 1: Introduction to 2006-2008*. Pest management science 67, pp. 741-746.
- Shelton A. 2011. *Biological Control: A Guide to Natural Enemies in North America*. Retrieved from <http://www.nysaes.cornell.edu/ent/biocontrol/>
- Simard MJ, Légère A, Séguin-Swartz G, Nair H, and Warwick S. 2005. *Fitness of double vs. single herbicide-resistant canola*. Weed Science 53, pp. 489-498. Retrieved from <http://wssajournals.org/doi/abs/10.1614/WS-04-207R1>
- Siriamornpun S and Thammapat P. 2008. Chapter 16: Insects as a Delicacy and a Nutritious Food in Thailand. In: *Using Food Science and Technology to Improve Nutrition and Promote National Development* (International Union of Food Science & Technology). Retrieved from <https://www.google.com/url?sa=t&rct=j&q=&esrc=s&source=web&cd=1&ved=0ahUKEwi53crBlsHYAhVmct8KHeOoB8wQFggmMAA&url=https%3A%2F%2Fwww.researchgate.net%2Ffile.PostFileLoader.html%3Fid%3D57f88c475b49527cf86ff4c1%26assetKey%3DAS%253A414796630511617%25401475906631085&usq=AOvVaw0gtj-6lQIgsVlGzVHmOHLh>
- Smyth SJ, Gusta M, Phillips P, and Castle D. 2010. *Assessing the Economic and Ecological Impacts of Herbicide Tolerant Canola in Western Canada*. Retrieved from http://albertacanola.com/wp-content/uploads/imported/uploads/publications/assessing_the_economic_and_ecological_impacts_of_herbicide_tolerant_canola_in_western_canada.pdf?redir=1
- Smyth SJ, Gusta M, Belcher K, Phillips PWB, and Castle D. 2011. *Environmental impacts from herbicide tolerant canola production in Western Canada*. Agricultural Systems 104, pp. 403-410. Retrieved from <http://www.sciencedirect.com/science/article/pii/S0308521X11000151>
- Snow AA, Andersen B, and Jørgensen RB. 1999. *Costs of transgenic herbicide resistance introgressed from Brassica napus into weedy B. rapa*. Molecular ecology 8, pp. 605-615. Retrieved from <http://dx.doi.org/10.1046/j.1365-294x.1999.00596.x>
- <http://onlinelibrary.wiley.com/store/10.1046/j.1365-294x.1999.00596.x/asset/j.1365-294x.1999.00596.x.pdf?v=1&t=itok6nlz&s=d9e896a1566dff87cb86f0cb4b029080b88bc7de>
- Somerville DC. 2001. *Nutritional Value of Bee Collected Pollens - Publication No. 01/047*. Retrieved from http://www.nbba.ca/wp-content/uploads/2013/12/Nutritional_Value_of_Bee_Collected_Pollens.pdf
- Sperling P, Ternes P, Zank TK, and Heinz E. 2003. *The evolution of desaturases. Prostaglandins, leukotrienes, and essential fatty acids* 68, pp. 73-95.

- Sprague M, Betancor MB, and Tocher DR. 2017. *Microbial and genetically engineered oils as replacements for fish oil in aquaculture feeds*. Biotechnology Letters 39, pp. 1599-1609. Retrieved from <http://www.ncbi.nlm.nih.gov/pmc/articles/PMC5636849/>
- Stanley-Samuelson DW and Dadd RH. 1983. *Long-chain polyunsaturated fatty acids: Patterns of occurrence in insects*. Insect Biochemistry 13, pp. 549-558. Retrieved from <http://www.sciencedirect.com/science/article/pii/0020179083900148>
- Stanley-Samuelson DW, Keddie BA, and Volkman LE. 1986. *Fatty acid composition of whole bodies, specific tissues and cell lines of two lepidopteran insects*. Comparative biochemistry and physiology. B, Comparative biochemistry 85, pp. 369-373.
- Stanley-Samuelson DW, Jurenka RA, Cripps C, Blomquist GJ, and de Renobales M. 1988. *Fatty acids in insects: Composition, metabolism, and biological significance*. Archives of Insect Biochemistry and Physiology 9, pp. 1-33. Retrieved from <http://dx.doi.org/10.1002/arch.940090102>
- Sundstrom FJ, Williams J, Van Deynze A, and Bradford K. 2002. *Identity Preservation of Agricultural Commodities, Publication 8077*. Retrieved from <http://www.plantsciences.ucdavis.edu/bradford/8077.pdf>
- Sushchik NN, Yurchenko YA, Gladyshev MI, Belevich OE, Kalachova GS, and Kolmakova AA. 2013. *Comparison of fatty acid contents and composition in major lipid classes of larvae and adults of mosquitoes (Diptera: Culicidae) from a steppe region*. Insect science 20, pp. 585-600.
- Swanson D, Block R, and Mousa SA. 2012. *Omega-3 Fatty Acids EPA and DHA: Health Benefits Throughout Life*. Advances in Nutrition 3, pp. 1-7. Retrieved from <http://www.ncbi.nlm.nih.gov/pmc/articles/PMC3262608/>
- Tacon AGJ and Metian M. 2013. *Fish Matters: Importance of Aquatic Foods in Human Nutrition and Global Food Supply*. Reviews in Fisheries Science 21, pp. 22-38. Retrieved from <https://doi.org/10.1080/10641262.2012.753405>
- Tan S, Evans RR, Dahmer ML, Singh BK, and Shaner DL. 2005. *Imidazolinone-tolerant crops: history, current status and future*. Pest management science 61, pp. 246-257. Retrieved from <https://onlinelibrary.wiley.com/doi/abs/10.1002/ps.993>
- Tejera N, Vauzour D, Betancor MB, Sayanova O, Usher S, Cochard M, Rigby N, Ruiz-Lopez N, Menoyo D, Tocher DR, Napier JA, and Minihane AM. 2016. *A Transgenic Camelina sativa Seed Oil Effectively Replaces Fish Oil as a Dietary Source of Eicosapentaenoic Acid in Mice*. The Journal of nutrition 146, pp. 227-235. Retrieved from <https://www.ncbi.nlm.nih.gov/pmc/articles/PMC4725436/>
- Tocher DR. 2015. *Omega-3 long-chain polyunsaturated fatty acids and aquaculture in perspective*. Aquaculture 449, pp. 94-107. Retrieved from <http://www.sciencedirect.com/science/article/pii/S0044848615000137>
- Towery D and Werblow S. 2010. *Facilitating Conservation Farming Practices and Enhancing Environmental Sustainability with Agricultural Biotechnology*. Conservation Technology Information Center (CTIC). Retrieved from <http://www.ctic.org/media/pdf/BioTechFINAL%20COPY%20SEND%20TO%20PRINTER.pdf>
- Tranel PJ and Wright TR. 2002. *Resistance of weeds to ALS-inhibiting herbicides: what have we learned?* Weed Science 50, pp. 700-712. Retrieved from [https://doi.org/10.1614/0043-1745\(2002\)050\[0700:RROWTA\]2.0.CO;2](https://doi.org/10.1614/0043-1745(2002)050[0700:RROWTA]2.0.CO;2) Last accessed 2018/05/30
- Tsuda M, Ohsawa R, and Tabei Y. 2014. *Possibilities of direct introgression from Brassica napus to B. juncea and indirect introgression from B. napus to related Brassicaceae through B. juncea*.

- Breeding Science 64, pp. 74-82. Retrieved from <http://www.ncbi.nlm.nih.gov/pmc/articles/PMC4031112/>
- Turnock WJ, Kevan PG, Laverty TM, and L. D. 2006. *Abundance and species of bumble bees (Hymenoptera: Apoidea: Bombinae) in fields of canola, Brassica rapa L., in Manitoba: an 8-year record*. Journal of the Entomological Society of Ontario 137, pp. 31-40. Retrieved from <https://atrium.lib.uoguelph.ca/xmlui/handle/10214/2425>
- Turunen S. 1974. *Lipid utilization in adult Pieris brassicae with special reference to the role of linolenic acid*. Journal of insect physiology 20, pp. 1257-1269. Retrieved from <http://www.sciencedirect.com/science/article/pii/0022191074902315?via%3Dihub>
- Twining CW, Brenna JT, Hairston NG, and Flecker AS. 2016a. *Highly unsaturated fatty acids in nature: what we know and what we need to learn*. Oikos 125, pp. 749-760. Retrieved from <http://dx.doi.org/10.1111/oik.02910>
- Twining CW, Brenna JT, Lawrence P, Shipley JR, Tollefson TN, and Winkler DW. 2016b. *Omega-3 long-chain polyunsaturated fatty acids support aerial insectivore performance more than food quantity*. Proceedings of the National Academy of Sciences 113, pp. 10920-10925. Retrieved from <http://www.pnas.org/content/113/39/10920.abstract>
- Tyler BM. 2007. *Phytophthora sojae: root rot pathogen of soybean and model oomycete*. Molecular plant pathology 8, pp. 1-8.
- Tzompa-Sosa DA, Yi L, van Valenberg HJF, van Boekel MAJS, and Lakemond CMM. 2014. *Insect lipid profile: aqueous versus organic solvent-based extraction methods*. Food Research International 62, pp. 1087-1094. Retrieved from <http://www.sciencedirect.com/science/article/pii/S0963996914003676>
- US-EIA. 2018. *Monthly Biodiesel Production Report, with data for February 2018*. U.S. Department of Energy, U.S. Energy Information Administration (EIA). Retrieved from <https://www.eia.gov/biofuels/biodiesel/production/biodiesel.pdf>
- US-EPA. 2002. *A Comprehensive Analysis of Biodiesel Impacts on Exhaust Emissions - Draft Technical Report*. Retrieved from <https://nepis.epa.gov/Exe/ZyNET.exe/P1001ZA0.txt?ZyActionD=ZyDocument&Client=EPA&Index=2000%20Thru%202005&Docs=&Query=&Time=&EndTime=&SearchMethod=1&TocRestrict=n&Toc=&TocEntry=&QField=&QFieldYear=&QFieldMonth=&QFieldDay=&UseQField=&IntQFieldOp=0&ExtQFieldOp=0&XmlQuery=&File=D%3A%5CZYFILES%5CINDEX%20DATA%5C00THRU05%5CTXT%5C00000017%5CP1001ZA0.txt&User=ANONYMOUS&Password=anonymous&SortMethod=h%7C-&MaximumDocuments=1&FuzzyDegree=0&ImageQuality=r75g8/r75g8/x150y150g16/i425&Display=hpfr&DefSeekPage=x&SearchBack=ZyActionL&Back=ZyActionS&BackDesc=Results%20page&MaximumPages=1&ZyEntry=4>
- US-EPA. 2004. *Pesticide Fact Sheet for Ipconazole- Conditional Registration*. Retrieved from https://www3.epa.gov/pesticides/chem_search/reg_actions/registration/fs_PC-125618_01-Sep-04.pdf Last accessed 10/12/2016.
- US-EPA. 2008. *Environmental Fate and Ecological Risk Assessment - Registration of New Use Imazamox for the proposed new use for the control of weeds in Clearfield rice [USEPA PC Code: 129171]*. Retrieved from <https://archive.epa.gov/pesticides/chemicalsearch/chemical/foia/web/pdf/129171/129171-2008-09-24a.pdf>
- US-EPA. 2011. *Beyond Herbicide Label Notification, PR-Notice 98-10, EPA Reg. No. 241-441*. Retrieved from https://www3.epa.gov/pesticides/chem_search/ppls/000241-00441-20110527.pdf

- US-EPA. 2013. *Inventory of U.S. Greenhouse Gas Emissions and Sinks: 1990-2011*. Retrieved from <http://www.epa.gov/climatechange/Downloads/ghgemissions/US-GHG-Inventory-2013-Main-Text.pdf>
- US-EPA. 2014. *Petition for Cyazofamid*. Retrieved from <https://www.epa.gov/sites/production/files/2014-04/documents/cyazofamid-petition-sep4.pdf>
Last accessed 10/12/2016.
- US-EPA. 2015a. *Agriculture: Pollution Prevention, Best Management Practices, and Conservation*. U.S. Environmental Protection Agency. Retrieved from <http://www.epa.gov/agriculture/tpol.html>
- US-EPA. 2015b. *Reducing Pesticide Drift*. U.S. Environmental Protection Agency. Retrieved from <http://www2.epa.gov/reducing-pesticide-drift>
- US-EPA. 2015c. *Pesticide Tolerances*. U.S. Environmental Protection Agency Retrieved from <http://www.epa.gov/opp00001/regulating/tolerances.htm>
- US-EPA. 2015d. *Reregistration of Metconazole 50 WDG Fungicide*. Retrieved from https://www3.epa.gov/pesticides/chem_search/ppls/059639-00147-20151104.pdf Last accessed 10/12/2016.
- US-EPA. 2016a. CH-16: Fungicides. In: *Recognition and Management of Pesticide Poisonings, Sixth Edition* (U.S. Environmental Protection Agency), pp. 143-160. Retrieved from https://www.epa.gov/sites/production/files/documents/rmpp_6thed_ch16_fungicides.pdf
- US-EPA. 2016b. *ECOTOX Database*. U.S. Environmental Protection Agency. Retrieved from <https://cfpub.epa.gov/ecotox/>
- US-EPA. 2016c. *Aquatic Life Benchmarks for Pesticide Registration*. U.S. Environmental Protection Agency. Retrieved from <https://www.epa.gov/pesticide-science-and-assessing-pesticide-risks/aquatic-life-benchmarks-pesticide-registration#benchmarks>
- US-EPA. 2017a. *Nonpoint Source: National Water Quality Initiative* Retrieved from <https://www.epa.gov/nps/nonpoint-source-national-water-quality-initiative>
- US-EPA. 2017b. *Agriculture: Programs, Best Management Practices and Topics of Interest*. U.S. Environmental Protection Agency. Retrieved from <https://www.epa.gov/agriculture/agriculture-about-epas-national-agriculture-center>
- US-EPA. 2017c. *Pesticide Registration Notice 2017-2, Guidance for Herbicide-Resistance Management, Labeling, Education, Training and Stewardship*. Retrieved from <https://www.epa.gov/pesticide-registration/prn-2017-2-guidance-herbicide-resistance-management-labeling-education>
- US-EPA. 2017d. *Pesticide Registration Notice 2017-1: Guidance for Pesticide Registrants on Pesticide Resistance Management Labeling*. Retrieved from <https://www.epa.gov/sites/production/files/2016-05/documents/pr-2016-x-guidance-pesticide-registrants-resistance-management.pdf>
- US-EPA. 2017e. *North Dakota Water Quality Assessment Report*. U.S. Environmental Protection Agency. Retrieved from https://ofmpub.epa.gov/waters10/attains_state.control?p_state=ND
- US-EPA. 2017f. *Air Monitoring at Agricultural Operations*. U.S. Environmental Protection Agency. Retrieved from <https://www.epa.gov/afos-air>
- US-EPA. 2017g. *U.S. Environmental Protection Agency's Policy to Mitigate the Acute Risk to Bees from Pesticide Products, January 12, 2017*. Retrieved from <https://www.regulations.gov/document?D=EPA-HQ-OPP-2014-0818-0477>

- US-EPA. 2017h. *How We Assess Risks to Pollinators*. U.S. Environmental Protection Agency. Retrieved from <https://www.epa.gov/pollinator-protection/how-we-assess-risks-pollinators>
- US-EPA. 2017i. *Mississippi River/Gulf of Mexico Hypoxia Task Force*. U.S. Environmental Protection Agency. Retrieved from <https://www.epa.gov/ms-htf#citation>
- US-EPA. 2017j. *Watershed Assessment, Tracking & Environmental Results, National Summary of State Information*. U.S. Environmental Protection Agency. Retrieved from https://ofmpub.epa.gov/waters10/attains_nation_cy.control
- US-EPA. 2018a. *Drinking Water and Pesticides*. U.S. Environmental Protection Agency. Retrieved from <https://www.epa.gov/safepestcontrol/drinking-water-and-pesticides>
- US-EPA. 2018b. *Integrated Risk Information System*. U.S. Environmental Protection Agency. Retrieved from <https://www.epa.gov/iris>
- US-EPA. 2018c. *Overview of Risk Assessment in the Pesticide Program*. U.S. Environmental Protection Agency. Retrieved from <https://www.epa.gov/pesticide-science-and-assessing-pesticide-risks/overview-risk-assessment-pesticide-program>
- US-EPA. 2018d. *Aquatic Life Benchmarks for Pesticide Registration*. U.S. Environmental Protection Agency. Retrieved from <https://www.epa.gov/pesticide-science-and-assessing-pesticide-risks/aquatic-life-benchmarks-pesticide-registration>
- US-FDA. 1985. *50 Federal Register, No. 18, Monday, January 28, 1985, page 375. 21 CFR part 184 [Docket No. 82G-02071], Direct Food Substances Affirmed as Generally Recognized as Safe; Low Erucic Acid Rapeseed Oil. U.S. Food and Drug Administration, Final Rule*. Retrieved from <http://www.fda.gov/ohrms/dockets/dockets/95s0316/95s-0316-rpt0354-056-Ref-F-FR-Rules-Regulations-1985-vol273.pdf>
- US-FDA. 2018. *Biotechnology Consultations on Food from GE Plant Varieties* U.S. Food and Drug Administration. Retrieved from https://www.accessdata.fda.gov/scripts/fdcc/?set=Biocon&sort=FDA_Letter_Dt&order=DESC&startrow=1&type=basic&search=acetolactate%20synthase
- US-NIH. 2018. *Toxicology Data Network (TOXNET)*. National Institutes of Health, Health & Human Services. Retrieved from <https://toxnet.nlm.nih.gov/>
- USDA-AMS. 2015. *Pesticide Data Program (PDP)*. U.S. Department of Agriculture, Agricultural Marketing Service, Science and Technology Programs. Retrieved from <http://www.ams.usda.gov/AMSV1.0/pdp>
- USDA-APHIS. 2018a. *Enhancements to Public Input*. Retrieved from https://www.aphis.usda.gov/aphis/ourfocus/biotechnology/SA_Permits_Notifications_And_Petitions/SA_Petitions/CT_Pet_proc_imp_info
- USDA-APHIS. 2018b. *Plant Pest Risk Assessment: BASF Petition (17-321-01p) for Determination of Non-regulated Status of LBFLFK Canola* Retrieved from <https://www.aphis.usda.gov/aphis/ourfocus/biotechnology/permits-notifications-petitions/petitions/petition-status>
- USDA-APHIS. 2018c. *APHIS Petitions for Determination of Non-regulated Status*. United States Department of Agriculture, Animal and Plant Health Inspection Service Retrieved from <https://www.aphis.usda.gov/aphis/ourfocus/biotechnology/permits-notifications-petitions/petitions/petition-status>
- USDA-APHIS. 2018d. *Modernizing the Regulatory System for Biotechnology Products*. Retrieved from https://www.aphis.usda.gov/aphis/ourfocus/biotechnology/stakeholder-meetings/cf_meetings

- USDA-EPA. 2012. *Agricultural Air Quality Conservation Measures: Reference Guide for Cropping Systems And General Land Management (October 2012)*. Retrieved from http://www.nrcs.usda.gov/Internet/FSE_DOCUMENTS/stelprdb1049502.pdf
- USDA-ERS. 2000. *Production Practices for Major Crops in U.S. Agriculture, 1990-1997*. Retrieved from https://www.ers.usda.gov/webdocs/publications/sb969/32314_sb969_002.pdf
- USDA-ERS. 2016a. *Canola*. U.S. Department of Agriculture, Economic Research Service. Retrieved from <http://www.ers.usda.gov/topics/crops/soybeans-oil-crops/canola/>
- USDA-ERS. 2016b. *Soybeans & Oil Crops: Canola*. U.S. Department of Agriculture, Economic Research Service. Retrieved from <http://www.ers.usda.gov/topics/crops/soybeans-oil-crops/canola.aspx>
- USDA-ERS. 2016c. *Soybeans & Oil Crop: Canola*. U.S. Department of Agriculture, Economic Research Service. Retrieved from <http://www.ers.usda.gov/topics/crops/soybeans-oil-crops/canola.aspx>
- USDA-ERS. 2017. *Oil Crops Data: Yearbook Tables*. Retrieved from <https://www.ers.usda.gov/webdocs/DataFiles/52218/All%20Yearbook%20tables%202017.pdf?v=42823>
- USDA-FAS. 2017. *Oilseeds: World Markets and Trade*. Retrieved from <https://apps.fas.usda.gov/psdonline/circulars/oilseeds.pdf>
- USDA-FSIS. 2018. *National Residue Program* U.S. Department of Agriculture, Food Safety and Inspection Service. Retrieved from https://www.fsis.usda.gov/wps/portal/fsis/topics/data-collection-and-reports/chemistry/Residue-Chemistry!/ut/p/a1/04_Sj9CPykssy0xPLMnMz0vMAfGjzOINAg3MDC2dDbz8LQ3dDDz9wgL9vZ2dDSyMzIEKlvEo8DMmUj8O4GhASL8XERYffk6-6brRxUklmToZual5etHJGek5mYWlxRV6kcEpRZnppSm6jrDhcL1o1BNNTAEQk8_42ATDy8YwN_E3QFWLwNUYDbXwW5oRFVPh4GmZ6OigAFXO1W/#NRP
- USDA-NAL. 2017. *Invasive Plants* U.S. Department of Agriculture, National Agricultural Library. Retrieved from <https://www.invasivespeciesinfo.gov/plants/main.shtml>
- USDA-NASS. 2014a. *2012 Census of Agriculture: Conservation [ACH12-6/July 2014]*. Retrieved from https://www.agcensus.usda.gov/Publications/2012/Online_Resources/Highlights/Conservation/Highlights_Conservation.pdf
- USDA-NASS. 2014b. *2012 Census of Agriculture: United States Summary and State Data, Volume 1, Geographic Area Series, Part 51 [AC-12-A-51]*. Retrieved from <https://www.agcensus.usda.gov/Publications/2012/>
- USDA-NASS. 2016. *Quick Stats*. U.S. Department of Agriculture, National Agricultural Statistics Service. Retrieved from <https://quickstats.nass.usda.gov/>
- USDA-NASS. 2017a. *Certified Organic Survey: 2016 Summary, September 2017*. Retrieved from <https://www.usda.gov/nass/PUBS/TODAYRPT/census17.pdf>
- USDA-NASS. 2017b. *Acreage*. Retrieved from <https://usda.mannlib.cornell.edu/usda/current/Acre/Acre-06-30-2017.pdf>
- USDA-NASS. 2017c. *Crop Production. Released August 10, 2017*. Retrieved from <https://www.usda.gov/nass/PUBS/TODAYRPT/crop0817.txt>
- USDA-NASS. 2017d. *Crop Values 2016 Summary (February 2017)*. Retrieved from https://www.nass.usda.gov/Publications/Todays_Reports/reports/cpv10217.pdf

- USDA-NASS. 2018a. *Crop Production, 2017 Summary, January, 2018*. Retrieved from <http://usda.mannlib.cornell.edu/usda/current/CropProdSu/CropProdSu-01-12-2018.pdf>
- USDA-NASS. 2018b. *Charts and Maps - Canola: Production Acreage by County*. United States Department of Agriculture, National Agricultural Statistics Service. Retrieved from https://www.nass.usda.gov/Charts_and_Maps/Crops_County/ca-pr.php
- USDA-NIFA. 2017. *Sustainable Agriculture Program*. United States Department of Agriculture, National Institute of Food and Agriculture. Retrieved from <https://nifa.usda.gov/program/sustainable-agriculture-program>
- USDA-NRCS. 2010. *2007 National Resources Inventory: Soil Erosion on Cropland*. Retrieved from http://www.nrcs.usda.gov/Internet/FSE_DOCUMENTS/nrcs143_012269.pdf
- USDA-NRCS. 2012. *Plant Guide - Field Mustard, Brassica rapa L. var. rapa*. Retrieved from https://plants.usda.gov/plantguide/pdf/pg_brrar.pdf
- USDA-NRCS. 2015. *2012 National Resources Inventory, Summary Report, August 2015*. Retrieved from https://www.nrcs.usda.gov/Internet/FSE_DOCUMENTS/nrcseprd396218.pdf
- USDA-NRCS. 2016. *PLANTS Database* U.S. Department of Agriculture, Natural Resources Conservation Service. Retrieved from <http://plants.usda.gov/java/>
- USDA-NRCS. 2017. *National Water Quality Initiative (NWQI)*. U.S. Department of Agriculture, National Resources Conservation Service, Caribbean Area. Retrieved from <https://www.nrcs.usda.gov/wps/portal/nrcs/detail/national/programs/initiatives/?cid=stelprdb1047761>
- USDA-NRCS. 2018. *Index of internet NRCS RCA maps*. U.S. Department of Agriculture, Natural Resources Conservation Service Retrieved from https://www.nrcs.usda.gov/Internet/NRCS_RCA/maps/m13655.png
- USDA-OCE. 2015. *USDA Agricultural Projections to 2024. Long-term Projections Report OCE-2015-1* Retrieved from http://www.usda.gov/oce/commodity/projections/USDA_Agricultural_Projections_to_2024.pdf
- USFWS. 2018a. *Listed and Proposed T&E Species for BASF Canola*. U.S. Fish and Wildlife Service. Retrieved from <https://ecos.fws.gov/ecp/species-reports>
- USFWS. 2018b. *Listed and Proposed T&E Species United States and Territories*. Retrieved from <https://ecos.fws.gov/ecp0/reports/ad-hoc-species-report> Last accessed June 7, 2018
- USSEC. 2011 *How the Global Oilseed and Grain Trade Works*. Retrieved from https://unitedsoybean.org/wp-content/uploads/2013/07/RevisedJan12_GlobalOilSeedGrainTrade_2011.pdf
- Vann R. 2017. *Organic Winter Canola Production in North Carolina*. NC State Extension. Retrieved from <https://organicgrains.ces.ncsu.edu/2017/09/organic-winter-canola-production-in-north-carolina/>
- Vannice G and Rasmussen H. 2014. *Position of the academy of nutrition and dietetics: dietary fatty acids for healthy adults*. Journal of the Academy of Nutrition and Dietetics 114, pp. 136-153.
- Vencill WK, Nichols RL, Webster TM, Soteres JK, Mallory-Smith C, Burgos NR, Johnson WG, and McClelland MR. 2012. *Herbicide Resistance: Toward an Understanding of Resistance Development and the Impact of Herbicide-Resistant Crops*. Weed Science 2012 Special Issue, pp. 2-30. Retrieved from <http://www.wssajournals.org/doi/pdf/10.1614/WS-D-11-00206.1>

- Wade T, Claassen R, and Wallander S. 2015. *Conservation-Practice Adoption Rates Vary Widely by Crop and Region [Economic Information Bulletin Number 147]*. Retrieved from https://www.ers.usda.gov/webdocs/publications/44027/56332_eib147.pdf?v=42403
- Walsh TA, Bevan SA, Gachotte DJ, Larsen CM, Moskal WA, Merlo PA, Sidorenko LV, Hampton RE, Stoltz V, Pareddy D, Anthony GI, Bhaskar PB, Marri PR, Clark LM, Chen W, Adu-Peasah PS, Wensing ST, Zirkle R, and Metz JG. 2016. *Canola engineered with a microalgal polyketide synthase-like system produces oil enriched in docosahexaenoic acid*. *Nature biotechnology* 34, pp. 881-887.
- Warwick SI, Beckie HJ, and Hall LM. 2009a. *Gene flow, invasiveness, and ecological impact of genetically modified crops*. *Annals of the New York Academy of Sciences* 1168, pp. 72-99. Retrieved from <http://onlinelibrary.wiley.com/doi/10.1111/j.1749-6632.2009.04576.x/abstract;jsessionid=BD07B0AA60A7AD1E4C1388B6601DA74C.f01t02>
- Warwick SI, Francis A, and Gugel RK. 2009b. *Guide to Wild Germplasm Brassica and Allied Crops (tribe Brassiceae, Brassicaceae), 3rd edn. Agriculture and Agri-Food Canada Research Branch Publication, ECORC, Ottawa*. Retrieved from <http://www.brassica.info/info/publications/guide-wild-germplasm.php>
- Warwick SI, Legere A, Simard MJ, and James T. 2008. *Do escaped transgenes persist in nature? The case of an herbicide resistance transgene in a weedy Brassica rapa population*. *Molecular ecology* 17, pp. 1387-1395. Retrieved from <http://dx.doi.org/10.1111/j.1365-294X.2007.03567.x>
- Warwick SI, Simard MJ, Legere A, Beckie HJ, Braun L, Zhu B, Mason P, Seguin-Swartz G, and Stewart CN, Jr. 2003. *Hybridization between transgenic Brassica napus L. and its wild relatives: Brassica rapa L., Raphanus raphanistrum L., Sinapis arvensis L., and Erucastrum gallicum (Willd.) O.E. Schulz*. *TAG. Theoretical and applied genetics. Theoretische und angewandte Genetik* 107, pp. 528-539. Retrieved from <https://www.ncbi.nlm.nih.gov/pubmed/12721639>
- Westcott P and Hansen J. 2015. *USDA Agricultural Projections to 2024, Long-term Projections Report OCE-2015-1*. Retrieved from https://www.usda.gov/oce/commodity/projections/USDA_Agricultural_Projections_to_2024.pdf
- Weylandt KH, Serini S, Chen YQ, Su HM, Lim K, Cittadini A, and Calviello G. 2015. *Omega-3 Polyunsaturated Fatty Acids: The Way Forward in Times of Mixed Evidence*. *BioMed Research International* 2015, pp. 24. Retrieved from <https://www.hindawi.com/journals/bmri/2015/143109/>
- WHO-FAO. 2009. *Codex Alimentarius: Foods derived from modern biotechnology*. Rome, Italy: World Health Organization (WHO), Food and Agriculture Organization of the United Nations (FAO). Retrieved from ftp://ftp.fao.org/codex/Publications/Booklets/Biotech/Biotech_2009e.pdf
- Wiersema JH and León B. 2013 *World Economic Plants: A Standard Reference, Second Edition*. Retrieved from https://books.google.com/books?id=AIrNBQAAQBAJ&pg=PA113&lpg=PA113&dq=Brassica+napus+L.+subsp.+napus+forma+annua&source=bl&ots=Souj18cu33&sig=r112gsUhO8h040U_fTC8mBNyDo&hl=en&sa=X&ved=0ahUKEwiiq-nW5YzQAhVOxWMKHxj7BRwQ6AEIKjAB#v=onepage&q=Brassica%20napus%20L.%20subsp.%20napus%20forma%20annua&f=false
- Wilson RS, Hooker N, Tucker M, LeJeune J, and Doohan D. 2009. *Targeting the farmer decision making process: A pathway to increased adoption of integrated weed management*. *Crop Protection* 28, pp. 756-764. Retrieved from <http://www.sciencedirect.com/science/article/pii/S0261219409001276>
- WSSA. 2016. *Composite List of Weeds*. Weed Science Society of America. Retrieved from <http://wssa.net/wssa/weed/composite-list-of-weeds/>

- WTO. 2015a. *Sanitary and phytosanitary measures*. World Trade Organization (WTO). Retrieved from https://www.wto.org/english/tratop_e/sps_e/sps_e.htm
- WTO. 2015b. *FAO International Plant Protection Convention (IPPC)*. World Trade Organization (WTO). Retrieved from https://www.wto.org/english/thewto_e/coher_e/wto_ippc_e.htm
- WTO. 2015c. *WTO Technical Barriers to Trade (TBT) Agreement*. World Trade Organization (WTO). Retrieved from https://www.wto.org/English/docs_e/legal_e/17-tbt_e.htm
- Wu L, Roe CL, and Wen Z. 2013. *The safety assessment of Pythium irregulare as a producer of biomass and eicosapentaenoic acid for use in dietary supplements and food ingredients*. Applied microbiology and biotechnology 97, pp. 7579-7585.
- Wunderlich S and Gatto KA. 2015. *Consumer Perception of Genetically Modified Organisms and Sources of Information*. Advances in Nutrition 6, pp. 842-851. Retrieved from <http://www.ncbi.nlm.nih.gov/pmc/articles/PMC4642419/>
- Xie D, Jackson EN, and Zhu Q. 2015. *Sustainable source of omega-3 eicosapentaenoic acid from metabolically engineered Yarrowia lipolytica: from fundamental research to commercial production*. Applied microbiology and biotechnology 99, pp. 1599-1610. Retrieved from <http://www.ncbi.nlm.nih.gov/pmc/articles/PMC4322222/>
- Yang Q, Deng W, Li X, Yu Q, Bai L, and Zheng M. 2016. *Target-site and non-target-site based resistance to the herbicide tribenuron-methyl in flixweed (Descurainia sophia L.)*. BMC Genomics 17, pp. 551. Retrieved from <https://doi.org/10.1186/s12864-016-2915-8>

Appendix A: LBFLFK canola

[OECD Unique Identifier: BPS-BFLFK-2]

Overview

Fatty acids are basic components of the cell membranes of all living organisms serving various structural and functional purposes. Fatty acids are comprised of a chain of carbon and hydrogen atoms with a carboxylic acid moiety at one end (COOH). They are the basic building blocks of fats. Fatty acids are generally classified by the number of carbon atoms and number of double bonds between carbons. Saturated fatty acids have no double bonds between carbons, monounsaturated one double bond, and polyunsaturated fatty acids (PUFA) two or more double bonds. For PUFAs, they are further classified as long-chain polyunsaturated fatty acids (LC-PUFA, 20 to 24 carbon atoms) and very-long chain polyunsaturated fatty acids (VLC-PUFA, 25 or more carbon atoms) (FAO 2010). The “omega” classification refers to the location of the double bond nearest the end (omega) of the carbon chain (e.g., on the 3rd or 6th carbon).

Generally, the major PUFAs in our diet are terrestrial plant based linoleic acid (LA, C18:2n-6) and alpha-linolenic acid (ALA, C18:3n-3), and depending on seafood intake, a variable but relatively lower proportion of LC-PUFA such as arachidonic acid (AA), eicosapentaenoic acid (EPA), docosapentaenoic acid (DPA), and docosahexaenoic acid (DHA) (FAO 2010).

The potential health benefits of consuming the omega-3 fatty acids EPA and DHA, in particular, is an area of significant scientific research (NIH 2017). Many observational studies link higher intakes of fish and other seafood, high in EPA, DHA, and other omega-3 fatty acids, with improved health outcomes. Clinical studies have found that omega-3 fatty acids, to include EPA and DHA are associated with optimal function of vertebrate cardiovascular, neurological, immune, and inflammatory response systems (Swanson et al. 2012; Domenichiello et al. 2015; Weylandt et al. 2015). Because humans and other animals have limited ability to synthesize EPA and DHA, direct dietary intake is recommended (NIH 2017). Finfish and mollusks are the primary dietary source of EPA and DHA for humans. Some foods, such as certain brands of eggs, yogurt, juices, milk, and soy beverages, are fortified with DHA and other omega-3s, and are also sources, as well as over the counter fish oil supplements. In general, current dietary sources of EPA and DHA are almost exclusively limited to finfish and mollusks, or fish oil supplements.

While omega-6 and omega-3 fatty acids are vital to animal (to include human) health, vertebrates are unable to synthesize (or rather, not very well) all the omega-6 and omega-3 fatty acids required to sustain health, and need to acquire certain fatty acids through the diet. For example, because LA and ALA are the parent fatty acids of various omega-6 and omega-3 fatty acids, respectively, and humans can synthesize neither, they must be consumed in the diet (Warude et al. 2006). Once consumed, LA and ALA are elongated to form various LC-PUFAs. Finfish and mollusks are the primary dietary source of EPA and DHA for humans. As with all animals, finfish and mollusks cannot efficiently synthesize EPA and DHA. Mollusks acquire and accumulate EPA and DHA in fatty tissues via direct consumption of marine microalgae, which produce high levels of EPA and DHA. Finfish acquire and accumulate EPA and DHA indirectly via consumption of smaller fish or other prey species, such as crustaceans that have also fed on

microalgae – a process known as bioaccumulation (Monroig et al. 2013).³¹ Some foods, such as certain brands of eggs, yogurt, juices, milk, and soy beverages, are fortified with DHA and other omega-3s, and are also sources, as well as over the counter fish oil supplements.

Marine microalgae, and consequently finfish and mollusks, contain high concentrations of EPA and DHA, while a shorter chain (18 carbon) omega-3 fatty acid, α -linolenic acid (ALA), is predominant in terrestrial plants (i.e., seed oils of flax, canola, walnut, and soybean) and a primary PUFA in diets based on terrestrial plants and animals. Mammals and fish can convert dietary ALA to EPA and DHA via endogenous elongase and desaturase enzymes, however, only small amounts of EPA and DHA are biologically synthesized by this process (Monroig et al. 2013). For example, most studies indicate that, in humans, ~2% to 10% of dietary ALA is converted to EPA or DHA (Swanson et al. 2012; Domenichiello et al. 2015). Consequently, while dietary intake of the shorter chain ALA is important and provides a source for EPA and DHA, direct intake of > 500 mg/day of EPA and DHA is recommended for optimal health maintenance (Swanson et al. 2012; Petrie et al. 2014; OSU 2017).

Fatty Acid Biosynthesis Pathways

Figure A1 illustrates PUFA biosynthesis pathways via diverse fatty acid desaturases and elongases in eukaryotic systems (Lee et al. 2016). LA and ALA, from which omega-6 and omega-3 fatty acids are synthesized, respectively, are essential dietary fatty acids for humans (Lee et al. 2016).

³¹ The American Heart Association recommends that all adults eat fish, particularly oily fish, at least twice weekly, to acquire sufficient dietary omega-3 fatty acids; EPA and DHA.

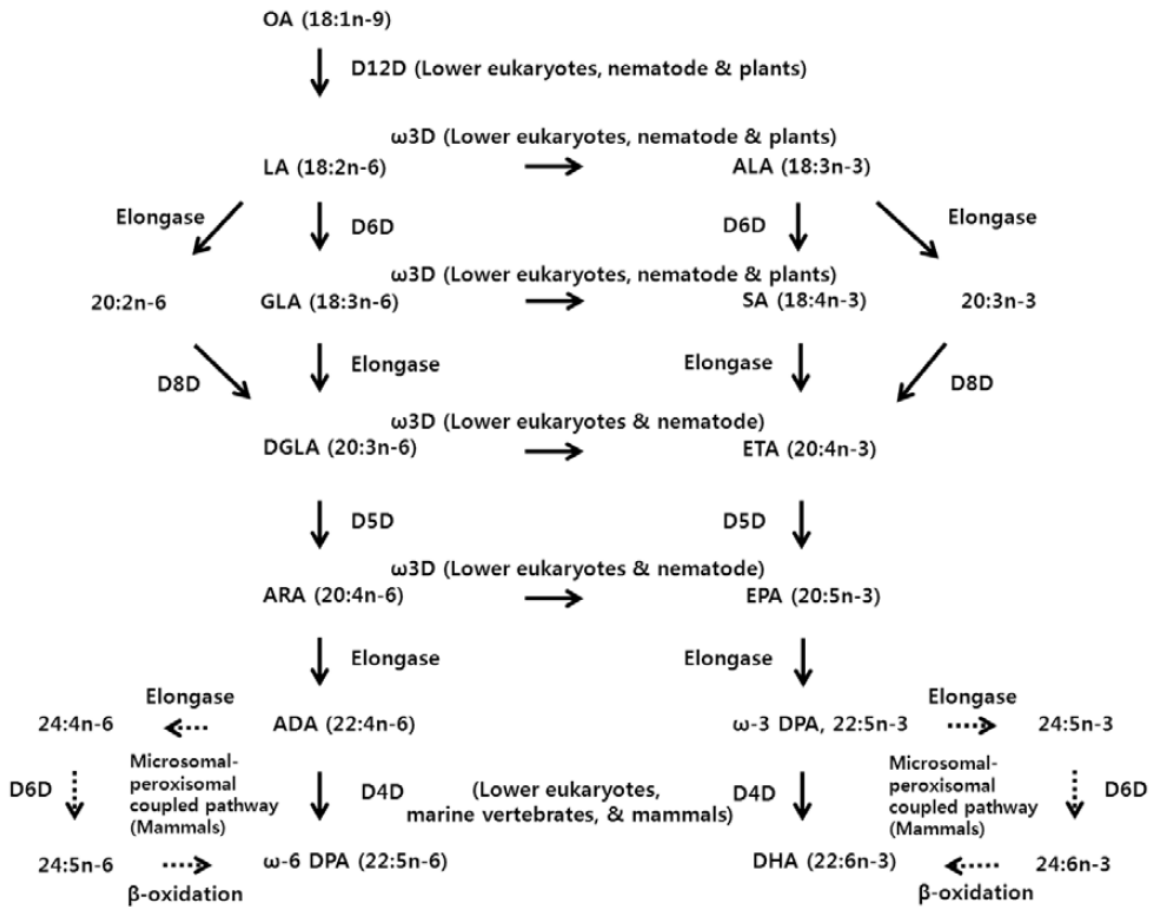


Figure A1. PUFA Biosynthetic Pathways in Eukaryotic Organisms

Source: (Lee et al. 2016)

Transgenes and Regulatory Sequences in LBFLFK Canola

Figure A2 below depicts the EPA and DHA biosynthesis pathway in LBFLFK canola. Lipid numbers are indicated in the form Ca:b, where a is the number of carbon atoms and b is the number of double bonds in the fatty acid. The n-x nomenclature indicates that a double bond is located on the xth carbon-carbon bond, counting from the terminal omega (methyl) carbon. Enzyme abbreviations are D12D: delta-12 desaturase; D6D: delta-6 desaturase; D6E: delta-6 elongase; D5D: delta-5 desaturase; O3D: omega-3 desaturase; D5E: delta-5 elongase; D4D: delta-4 desaturase. The abbreviation in the parenthesis following each enzyme indicates the donor organism of the corresponding enzyme, Ps: *Phytophthora sojae*; Ot: *Ostreococcus tauri*; Tp: *Thalassiosira pseudonana*; Pp: *Physcomitrella patens*; Tc: *Thraustochytrium sp.*; Pir: *Pythium irregulare*; Pi: *Phytophthora infestans*; Pl: *Pavlova lutheri*. OA: Oleic acid; LA: Linoleic acid; GLA: Gamma-linolenic acid; DGLA: Dihomo-gamma-linolenic acid; ARA: Arachidonic acid; EPA: Eicosapentaenoic acid; DPA: Docosapentaenoic acid; DHA:

Docosahexaenoic acid; 2x: the same coding sequence is used in two different expression cassettes.

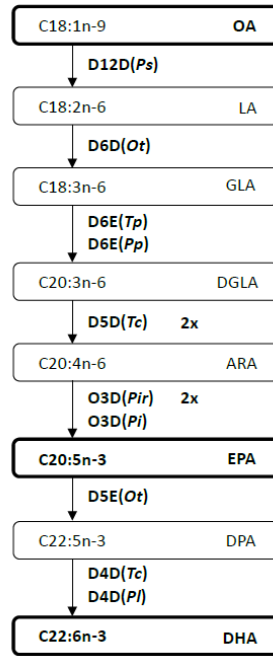


Figure A2. EPA and DHA Biosynthesis in LBFLFK canola

Source: (BASF 2018)

The transgenes in LBFLFK canola utilized for omega-3 fatty acid synthesis, summarized below, are from organisms that are prevalent in the environment. Similarly, genetic regulatory sequences were derived from plants, soil bacteria, or plant viruses that are widespread in the environment. Delta-12 desaturases and delta-15 desaturase have been identified in lower eukaryotes, plants, and animals, except for mammals (Lee et al. 2016). Delta-4, delta-5, and delta-6 have been identified in cyanobacteria, plants, animals, algae, and fungi. Omega-3 desaturases, which convert omega-6 fatty acids to omega-3 fatty acids, have been identified in cyanobacteria, some plants, lower eukaryotes, and animals such as nematodes.

Table A1. Transgenes and Source Organisms - LBFLFK Canola			
Enzyme		Source Organism	
Delta-12-desaturase (Ps)	Fungus (oomycete)	<i>Phytophthora sojae</i>	
Delta-6 desaturase (Ot)	Marine microalga	<i>Ostreococcus tauri</i>	
Delta-6 elongase (Tp)	Marine microalga	<i>Thalassiosira pseudonana</i>	
Delta-6 elongase (Pp)	Moss	<i>Physcomitrella patens</i>	
Delta-5 desaturase (Tc)	Marine protists	<i>Thraustochytrium sp.</i>	
Omega-3 desaturase (Pir)	Soil borne fungus (oomycete)	<i>Pythium irregulare</i>	
Omega-3 desaturase (Pi)	soil borne fungus (oomycete)	<i>Phytophthora infestans</i>	
Delta-5 elongase (Ot)	Marine microalga	<i>Ostreococcus tauri</i>	
Delta-4 desaturase (Tc)	Marine protists	<i>Thraustochytrium sp.</i>	
Delta-4 desaturase (Pi)	Marine microalga	<i>Pavlova lutheri</i>	

Phytophthora sojae is a soil-borne pathogen that is plant pest of soybean. Delta-12 desaturases, such as that derived from *P. sojae*, are found in commodity crops, including soybean, cotton, and flax but are not found in mammals, which are dependent on dietary intake of delta-12 desaturated fatty acids.

Ostreococcus tauri is a marine microalga found in oceans worldwide. The proteins identified with the highest sequence identity to D6D(Ot) originated from mollusks *Lingula anatina* (lamp shell, 27.4% identity) and *Octopus vulgaris* (common octopus, 27.3% identity). Delta-6 desaturases are found in all vertebrates, lower plants, insects, and some invertebrates.

Thalassiosira pseudonana is a marine microalga found in oceans worldwide. *Physcomitrella patens* is a moss that is widely distributed in the northern hemisphere. Found in Northern and central Europe, Asia and eastern North America. Several *Thraustochytrium* species are used for industrial production of docosahexaenoic acid (DHA) (Sijtsma and de Swaaf, 2004). Delta-6 elongases are primarily associated with marine microalga.

The heterotrophic marine protist, *Thraustochytrium* spp. are found in oceans worldwide. Several *Thraustochytrium* species are used for industrial production of DHA (Sijtsma and de Swaaf, 2004). Delta-5 desaturases are found in algae, protozoa, fungi, plants, and animals, including humans. *Ostreococcus tauri* is a unicellular species of marine green alga found in oceans worldwide. Delta-5 elongases are found in animals, including humans, microalgae and liverworts. *Pavlova lutheri* is a marine microalga found in oceans worldwide. *Thraustochytrium* sp., a unicellular marine protist, has been used as a commercial source of very long chain PUFAs (VLCPUFAs) such as DHA (22:6n-3). Delta-4 desaturases are found in marine microalga and protists.

Pythium irregularis is a soil borne oomycete plant pathogen. Oomycetes, also known as "water molds", are fungal-like protists. *Phytophthora infestans* is an oomycete or water mold, a microorganism which causes the serious potato and tomato disease known as late blight or potato blight. Omega-3 desaturases are found in all photosynthetic organisms. Humans and other mammals are dependent on dietary intake of omega-3 fatty acids because of the lack of endogenous enzymes for omega-3 desaturation.

References

- BASF. 2018. *Petition [17-321-01p] for Determination of Nonregulated Status for LBFLFK Canola. OECD Unique Identifier: BPS-BFLFK-2*. Retrieved from <https://www.aphis.usda.gov/aphis/ourfocus/biotechnology/permits-notifications-petitions/petitions/petition-status>
- Domenichiello AF, Kitson AP, and Bazinet RP. 2015. *Is docosahexaenoic acid synthesis from α -linolenic acid sufficient to supply the adult brain?* *Progress in Lipid Research* 59, pp. 54-66. Retrieved from <http://www.sciencedirect.com/science/article/pii/S0163782715000223>
- FAO. 2010. *Fats and fatty acids in human nutrition: Report of an expert consultation [FAO Food and Nutrition Paper 91]*. Retrieved from <http://www.fao.org/docrep/013/i1953e/i1953e00.pdf>

- Lee JM, Lee H, Kang S, and Park WJ. 2016. *Fatty Acid Desaturases, Polyunsaturated Fatty Acid Regulation, and Biotechnological Advances*. *Nutrients* 8, pp. 23. Retrieved from <http://www.ncbi.nlm.nih.gov/pmc/articles/PMC4728637/>
- Monroig Ó, Tocher DR, and Navarro JC. 2013. *Biosynthesis of Polyunsaturated Fatty Acids in Marine Invertebrates: Recent Advances in Molecular Mechanisms*. *Marine Drugs* 11, pp. 3998-4018. Retrieved from <http://www.ncbi.nlm.nih.gov/pmc/articles/PMC3826146/>
- NIH. 2017. *Omega-3 Fatty Acids: Fact Sheet for Health Professionals* U.S. Department of Health & Human Services, National Institutes of Health. Retrieved from <https://ods.od.nih.gov/factsheets/Omega3FattyAcids-HealthProfessional/>
- OSU. 2017. *Linus Pauling Institute, Micronutrient Information Center, Essential Fatty Acids* Oregon State University. Retrieved from <http://lpi.oregonstate.edu/mic/other-nutrients/essential-fatty-acids#metabolism-bioavailability>
- Petrie JR, Shrestha P, Belide S, Kennedy Y, Lester G, Liu Q, Divi UK, Mulder RJ, Mansour MP, Nichols PD, and Singh SP. 2014. *Metabolic engineering Camelina sativa with fish oil-like levels of DHA*. *PLoS One* 9, pp. e85061.
- Swanson D, Block R, and Mousa SA. 2012. *Omega-3 Fatty Acids EPA and DHA: Health Benefits Throughout Life*. *Advances in Nutrition* 3, pp. 1-7. Retrieved from <http://www.ncbi.nlm.nih.gov/pmc/articles/PMC3262608/>
- Warude D, Joshi K, and Harsulkar A. 2006. *Polyunsaturated fatty acids: biotechnology*. *Critical reviews in biotechnology* 26, pp. 83-93.
- Weylandt KH, Serini S, Chen YQ, Su HM, Lim K, Cittadini A, and Calviello G. 2015. *Omega-3 Polyunsaturated Fatty Acids: The Way Forward in Times of Mixed Evidence*. *BioMed Research International* 2015, pp. 24. Retrieved from <https://www.hindawi.com/journals/bmri/2015/143109/>