



Animal and Plant  
Health Inspection  
Service

Veterinary Services

# NAHMS Swine 2012 Blood Collection Record



National Animal Health  
Monitoring System

2150 Centre Dr #B  
Fort Collins, CO 80526

Form Approved  
O.M. B. Number 0579-0315  
Approval expires: 03/31/2013

## LATE FINISHER KIT







Sample a maximum of 30 finisher pigs 20 weeks and older.  
Collect evenly from a variety of pens (maximum of 10 different pens) containing the age-appropriate pigs.

**NOTE:** If this operation also has sows or gilts, you can take samples from the breeding females as well but use a separate SOW/GILT Kit.

**Kit G**

**-----Please do not collect samples from boars, sows, gilts, or piglets with this kit.-----**

**All operations that complete the VS Visit questionnaire may have samples taken from one site.  
Results for PRRS will be returned.**

-  For each animal, collect at least 10-mL of blood in the 13-mL tube. **Place a barcode sticker lengthwise on the tube.**
-  On the Submission Form to NVSL, place the 2<sup>nd</sup> barcode. Complete the information at the top.
-  On the Data Collection Record:
  - place the 3<sup>rd</sup> barcode and record the facility, pen, and other requested data on the appropriate line for each sample.
  - complete the information at the top of each page.
-  Gently invert the tube 5 times to mix in the clot activator before allowing the blood to sit vertically at 68 to 75° F to clot for a minimum of 30 minutes.
  - If possible, centrifuge after clotting.
  - Cool samples ASAP after clotting.
-  Ship samples to NVSL on ice along with the yellow copy of the Collection Record within **24 hours** of collection.
-  Send the original Blood Collection Record to your Coordinator within 3 business days. Additional information regarding blood collection is described in the Biologics Handbook.



According to the Paperwork Reduction Act of 1995, an agency may not conduct or sponsor, and a person is not required to respond to, a collection of information unless it displays a valid OMB control number. The valid OMB control number for this information collection is 0579-0315. The time required to complete this information collection is estimated to average 3.5 hours per response, including the time for reviewing instructions, searching existing data sources, gathering and maintaining the data needed, and completing and reviewing the collection of information.

NAHMS-292  
Aug 2012

NAHMS Swine 2012 – Data Collection Record			Late Finisher Kit G			
Farm ID (incl site)	# of people involved		Key Collector's name & phone	Collection date	Hours to take & prep samples	Total travel time
	<input type="checkbox"/> Fed VMO <input type="checkbox"/> State VMO <input type="checkbox"/> Producer <input type="checkbox"/> Others-specify:	<input type="checkbox"/> Fed AHT <input type="checkbox"/> St AHT <input type="checkbox"/> Priv Vet				
8-digits: ST, Op, Site		Enter number for each category		MM/DD/YY	Hours	Hours



**ONLY USE THIS SHEET FOR FINISHER PIGS 20 weeks and older**  
 Collect up to 30 blood samples from a variety of pens from up to 10 pens

Use a separate blood kit if also collecting from sows/gilts.

Barcode Number	Facility / Bldg ID	# of pigs sharing air space	Pen ID	# of pigs in pen	Pig age in weeks	Pig gender (Circle)	Vaccinated for:		
							PRRS (Circle Yes/No/DK for each animal and item)	Flu	PCV2
						<i>F<sub>1</sub> M<sub>3</sub></i>	<i>Y<sub>1</sub> D/K<sub>2</sub> N<sub>3</sub></i>	<i>Y<sub>1</sub> D/K<sub>2</sub> N<sub>3</sub></i>	<i>Y<sub>1</sub> D/K<sub>2</sub> N<sub>3</sub></i>
						<i>F<sub>1</sub> M<sub>3</sub></i>	<i>Y<sub>1</sub> D/K<sub>2</sub> N<sub>3</sub></i>	<i>Y<sub>1</sub> D/K<sub>2</sub> N<sub>3</sub></i>	<i>Y<sub>1</sub> D/K<sub>2</sub> N<sub>3</sub></i>
						<i>F<sub>1</sub> M<sub>3</sub></i>	<i>Y<sub>1</sub> D/K<sub>2</sub> N<sub>3</sub></i>	<i>Y<sub>1</sub> D/K<sub>2</sub> N<sub>3</sub></i>	<i>Y<sub>1</sub> D/K<sub>2</sub> N<sub>3</sub></i>
						<i>F<sub>1</sub> M<sub>3</sub></i>	<i>Y<sub>1</sub> D/K<sub>2</sub> N<sub>3</sub></i>	<i>Y<sub>1</sub> D/K<sub>2</sub> N<sub>3</sub></i>	<i>Y<sub>1</sub> D/K<sub>2</sub> N<sub>3</sub></i>
						<i>F<sub>1</sub> M<sub>3</sub></i>	<i>Y<sub>1</sub> D/K<sub>2</sub> N<sub>3</sub></i>	<i>Y<sub>1</sub> D/K<sub>2</sub> N<sub>3</sub></i>	<i>Y<sub>1</sub> D/K<sub>2</sub> N<sub>3</sub></i>
						<i>F<sub>1</sub> M<sub>3</sub></i>	<i>Y<sub>1</sub> D/K<sub>2</sub> N<sub>3</sub></i>	<i>Y<sub>1</sub> D/K<sub>2</sub> N<sub>3</sub></i>	<i>Y<sub>1</sub> D/K<sub>2</sub> N<sub>3</sub></i>

**NAHMS Swine 2012 – Data Collection Record**

Late Finisher Kit G

FarmID:

Page 2

Barcode Number	Facility / Bldg ID	# of pigs sharing air space	Pen ID	# of pigs in pen	Pig age in weeks	Pig gender (Circle)	Vaccinated for:		
							PRRS (Circle Yes/No/DK for each animal and item)	Flu	PCV2
						<i>F<sub>1</sub> M<sub>3</sub></i>	<i>Y<sub>1</sub> D/K<sub>2</sub> N<sub>3</sub></i>	<i>Y<sub>1</sub> D/K<sub>2</sub> N<sub>3</sub></i>	<i>Y<sub>1</sub> D/K<sub>2</sub> N<sub>3</sub></i>
						<i>F<sub>1</sub> M<sub>3</sub></i>	<i>Y<sub>1</sub> D/K<sub>2</sub> N<sub>3</sub></i>	<i>Y<sub>1</sub> D/K<sub>2</sub> N<sub>3</sub></i>	<i>Y<sub>1</sub> D/K<sub>2</sub> N<sub>3</sub></i>
						<i>F<sub>1</sub> M<sub>3</sub></i>	<i>Y<sub>1</sub> D/K<sub>2</sub> N<sub>3</sub></i>	<i>Y<sub>1</sub> D/K<sub>2</sub> N<sub>3</sub></i>	<i>Y<sub>1</sub> D/K<sub>2</sub> N<sub>3</sub></i>
						<i>F<sub>1</sub> M<sub>3</sub></i>	<i>Y<sub>1</sub> D/K<sub>2</sub> N<sub>3</sub></i>	<i>Y<sub>1</sub> D/K<sub>2</sub> N<sub>3</sub></i>	<i>Y<sub>1</sub> D/K<sub>2</sub> N<sub>3</sub></i>
						<i>F<sub>1</sub> M<sub>3</sub></i>	<i>Y<sub>1</sub> D/K<sub>2</sub> N<sub>3</sub></i>	<i>Y<sub>1</sub> D/K<sub>2</sub> N<sub>3</sub></i>	<i>Y<sub>1</sub> D/K<sub>2</sub> N<sub>3</sub></i>
						<i>F<sub>1</sub> M<sub>3</sub></i>	<i>Y<sub>1</sub> D/K<sub>2</sub> N<sub>3</sub></i>	<i>Y<sub>1</sub> D/K<sub>2</sub> N<sub>3</sub></i>	<i>Y<sub>1</sub> D/K<sub>2</sub> N<sub>3</sub></i>
						<i>F<sub>1</sub> M<sub>3</sub></i>	<i>Y<sub>1</sub> D/K<sub>2</sub> N<sub>3</sub></i>	<i>Y<sub>1</sub> D/K<sub>2</sub> N<sub>3</sub></i>	<i>Y<sub>1</sub> D/K<sub>2</sub> N<sub>3</sub></i>
						<i>F<sub>1</sub> M<sub>3</sub></i>	<i>Y<sub>1</sub> D/K<sub>2</sub> N<sub>3</sub></i>	<i>Y<sub>1</sub> D/K<sub>2</sub> N<sub>3</sub></i>	<i>Y<sub>1</sub> D/K<sub>2</sub> N<sub>3</sub></i>

**NAHMS Swine 2012 – Data Collection Record**

Late Finisher Kit G

FarmID:

Page 3

Barcode Number	Facility / Bldg ID	# of pigs sharing air space	Pen ID	# of pigs in pen	Pig age in weeks	Pig gender (Circle)	Vaccinated for:		
							PRRS (Circle Yes/No/DK for each animal and item)	Flu	PCV2
						<i>F<sub>1</sub> M<sub>3</sub></i>	<i>Y<sub>1</sub> D/K<sub>2</sub> N<sub>3</sub></i>	<i>Y<sub>1</sub> D/K<sub>2</sub> N<sub>3</sub></i>	<i>Y<sub>1</sub> D/K<sub>2</sub> N<sub>3</sub></i>
						<i>F<sub>1</sub> M<sub>3</sub></i>	<i>Y<sub>1</sub> D/K<sub>2</sub> N<sub>3</sub></i>	<i>Y<sub>1</sub> D/K<sub>2</sub> N<sub>3</sub></i>	<i>Y<sub>1</sub> D/K<sub>2</sub> N<sub>3</sub></i>
						<i>F<sub>1</sub> M<sub>3</sub></i>	<i>Y<sub>1</sub> D/K<sub>2</sub> N<sub>3</sub></i>	<i>Y<sub>1</sub> D/K<sub>2</sub> N<sub>3</sub></i>	<i>Y<sub>1</sub> D/K<sub>2</sub> N<sub>3</sub></i>
						<i>F<sub>1</sub> M<sub>3</sub></i>	<i>Y<sub>1</sub> D/K<sub>2</sub> N<sub>3</sub></i>	<i>Y<sub>1</sub> D/K<sub>2</sub> N<sub>3</sub></i>	<i>Y<sub>1</sub> D/K<sub>2</sub> N<sub>3</sub></i>
						<i>F<sub>1</sub> M<sub>3</sub></i>	<i>Y<sub>1</sub> D/K<sub>2</sub> N<sub>3</sub></i>	<i>Y<sub>1</sub> D/K<sub>2</sub> N<sub>3</sub></i>	<i>Y<sub>1</sub> D/K<sub>2</sub> N<sub>3</sub></i>
						<i>F<sub>1</sub> M<sub>3</sub></i>	<i>Y<sub>1</sub> D/K<sub>2</sub> N<sub>3</sub></i>	<i>Y<sub>1</sub> D/K<sub>2</sub> N<sub>3</sub></i>	<i>Y<sub>1</sub> D/K<sub>2</sub> N<sub>3</sub></i>
						<i>F<sub>1</sub> M<sub>3</sub></i>	<i>Y<sub>1</sub> D/K<sub>2</sub> N<sub>3</sub></i>	<i>Y<sub>1</sub> D/K<sub>2</sub> N<sub>3</sub></i>	<i>Y<sub>1</sub> D/K<sub>2</sub> N<sub>3</sub></i>
						<i>F<sub>1</sub> M<sub>3</sub></i>	<i>Y<sub>1</sub> D/K<sub>2</sub> N<sub>3</sub></i>	<i>Y<sub>1</sub> D/K<sub>2</sub> N<sub>3</sub></i>	<i>Y<sub>1</sub> D/K<sub>2</sub> N<sub>3</sub></i>

**NAHMS Swine 2012 – Data Collection Record**

Late Finisher Kit G

FarmID:

Page 4

Barcode Number	Facility / Bldg ID	# of pigs sharing air space	Pen ID	# of pigs in pen	Pig age in weeks	Pig gender (Circle)	Vaccinated for:		
							PRRS (Circle Yes/No/DK for each animal and item)	Flu	PCV2
						<i>F<sub>1</sub> M<sub>3</sub></i>	<i>Y<sub>1</sub> D/K<sub>2</sub> N<sub>3</sub></i>	<i>Y<sub>1</sub> D/K<sub>2</sub> N<sub>3</sub></i>	<i>Y<sub>1</sub> D/K<sub>2</sub> N<sub>3</sub></i>
						<i>F<sub>1</sub> M<sub>3</sub></i>	<i>Y<sub>1</sub> D/K<sub>2</sub> N<sub>3</sub></i>	<i>Y<sub>1</sub> D/K<sub>2</sub> N<sub>3</sub></i>	<i>Y<sub>1</sub> D/K<sub>2</sub> N<sub>3</sub></i>
						<i>F<sub>1</sub> M<sub>3</sub></i>	<i>Y<sub>1</sub> D/K<sub>2</sub> N<sub>3</sub></i>	<i>Y<sub>1</sub> D/K<sub>2</sub> N<sub>3</sub></i>	<i>Y<sub>1</sub> D/K<sub>2</sub> N<sub>3</sub></i>
						<i>F<sub>1</sub> M<sub>3</sub></i>	<i>Y<sub>1</sub> D/K<sub>2</sub> N<sub>3</sub></i>	<i>Y<sub>1</sub> D/K<sub>2</sub> N<sub>3</sub></i>	<i>Y<sub>1</sub> D/K<sub>2</sub> N<sub>3</sub></i>
						<i>F<sub>1</sub> M<sub>3</sub></i>	<i>Y<sub>1</sub> D/K<sub>2</sub> N<sub>3</sub></i>	<i>Y<sub>1</sub> D/K<sub>2</sub> N<sub>3</sub></i>	<i>Y<sub>1</sub> D/K<sub>2</sub> N<sub>3</sub></i>
						<i>F<sub>1</sub> M<sub>3</sub></i>	<i>Y<sub>1</sub> D/K<sub>2</sub> N<sub>3</sub></i>	<i>Y<sub>1</sub> D/K<sub>2</sub> N<sub>3</sub></i>	<i>Y<sub>1</sub> D/K<sub>2</sub> N<sub>3</sub></i>
						<i>F<sub>1</sub> M<sub>3</sub></i>	<i>Y<sub>1</sub> D/K<sub>2</sub> N<sub>3</sub></i>	<i>Y<sub>1</sub> D/K<sub>2</sub> N<sub>3</sub></i>	<i>Y<sub>1</sub> D/K<sub>2</sub> N<sub>3</sub></i>
						<i>F<sub>1</sub> M<sub>3</sub></i>	<i>Y<sub>1</sub> D/K<sub>2</sub> N<sub>3</sub></i>	<i>Y<sub>1</sub> D/K<sub>2</sub> N<sub>3</sub></i>	<i>Y<sub>1</sub> D/K<sub>2</sub> N<sub>3</sub></i>
						<i>F<sub>1</sub> M<sub>3</sub></i>	<i>Y<sub>1</sub> D/K<sub>2</sub> N<sub>3</sub></i>	<i>Y<sub>1</sub> D/K<sub>2</sub> N<sub>3</sub></i>	<i>Y<sub>1</sub> D/K<sub>2</sub> N<sub>3</sub></i>

**NAHMS Swine 2012 – Blood Collection Late Finisher Pigs**

**Kit G**

Fill in name, phone, FarmID, and collection date.



Collected by: \_\_\_\_\_

Collector phone number: (     ) \_\_\_\_\_.

**Submitter: Judith Rodriguez, CEAH**

FarmID: \_\_\_\_\_ Collection date: \_\_\_\_\_

**Submission Form to NVSL**

**Place the matching barcodes used on the tubes and send this page with the samples to NVSL**
