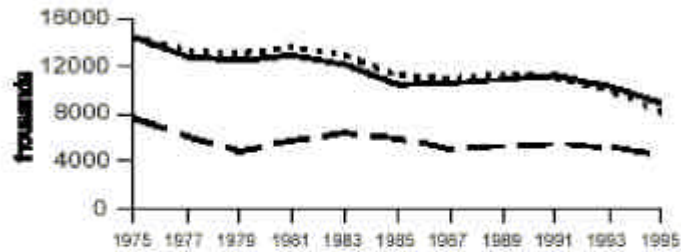


1.42 - US Sheep & Lambs +

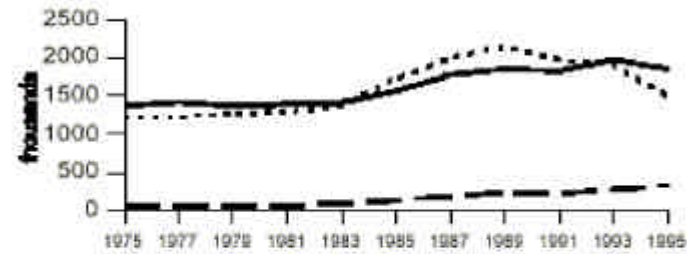
1975-1995



- no. of all sheep & lambs
- - - no. slaughtered under federal inspection
- no. of sheep shorn

1.43 - US Goats

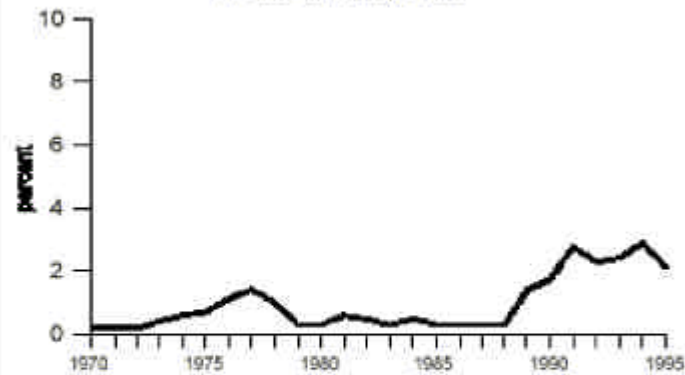
1975-1995



- no. of all goats *
- - - no. slaughtered under federal inspection +
- no. of goats clipped +

1.44 - US Mutton & Lamb Exports*

Production Exported



* Source: FAO Statistics

+ Source: NASS Agricultural Statistics