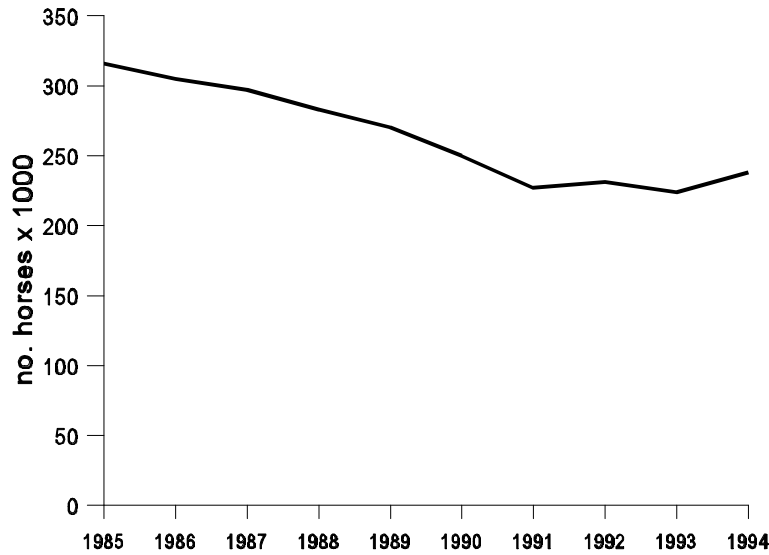
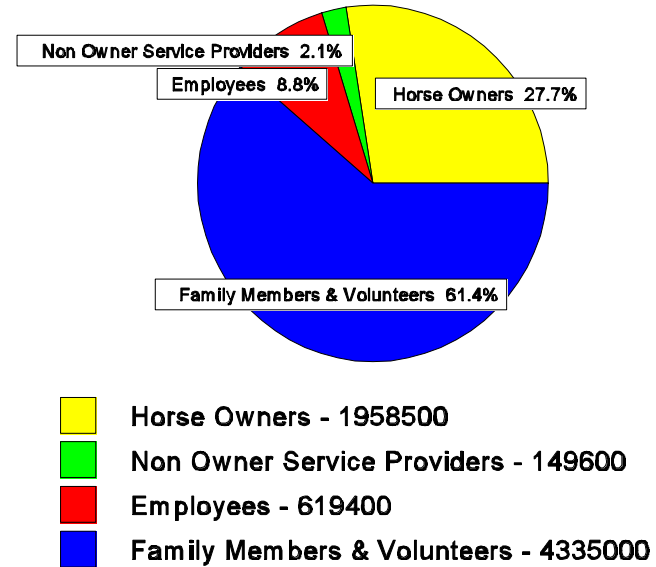


1.18 - Major Breed Registrations In the US

(16 Major Breeds)

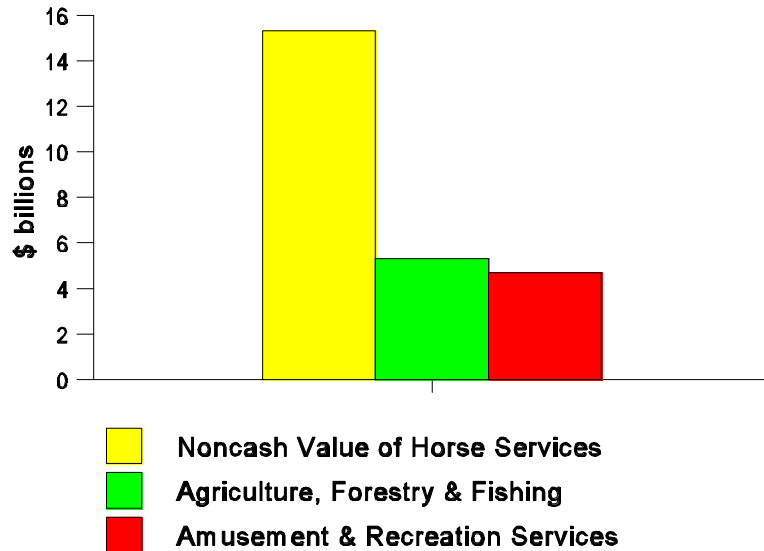


1.19 - No. of People Participating in the Horse Industry by Form of Participation, 1996



1.20 - Value of Horse-Related Goods & Services

by Industrial Subsector, 1996



1.21 - The Horse Industry

Compared to Other Representative Industries, 1996

Industry	GDP Contribution (\$Billions)	Employment (Thousands)
Primary Metal Industries	44.2	698
Radio & Television Broadcasting	39.7	207
Petroleum & Coal Products Manufacturing	29.7	149
Apparel & Other Textile Products Manufacturing	27.8	974
Horse Production & Entertainment Services	25.3	339
Motion Picture Services	24.8	441
Railroad Transportation	24.3	241
Furniture & Fixtures Manufacturing	19.0	505
Tobacco Product Manufacturing	16.6	43
All Industries	6931.4	117581