



Please note: These procedures may be revised as the situation develops.

2015 Timeline to Restocking & Environmental Sampling Procedures for Commercial Poultry Premises

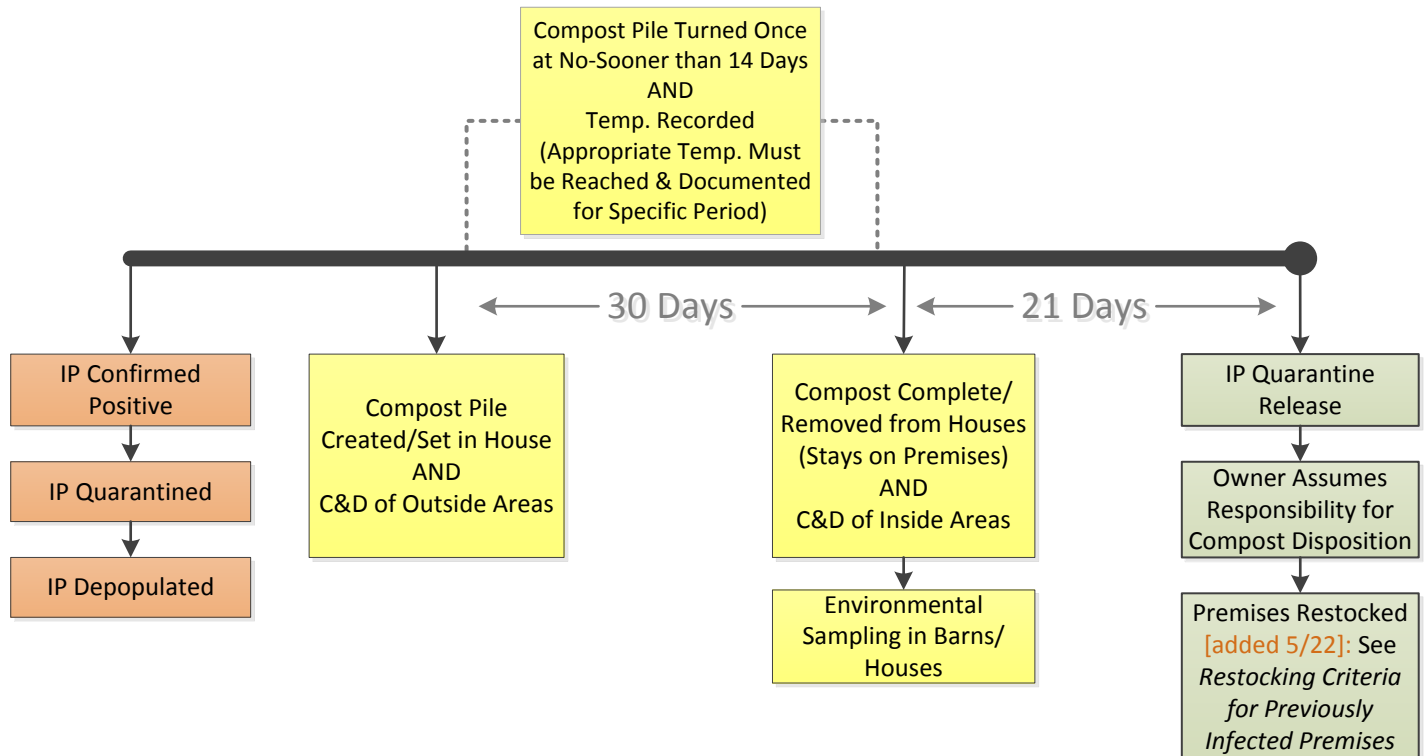
*** All biosecurity practices currently in place on-site (including use of PPE) will be followed for temperature taking, sample collection and final inspection for quarantine release. ***

Intended Use: This protocol provides guidance to State Animal Health Officials, APHIS officials, and Incident Management Teams for infected HPAI commercial poultry premises that have used composting or burial as their method of disposal.

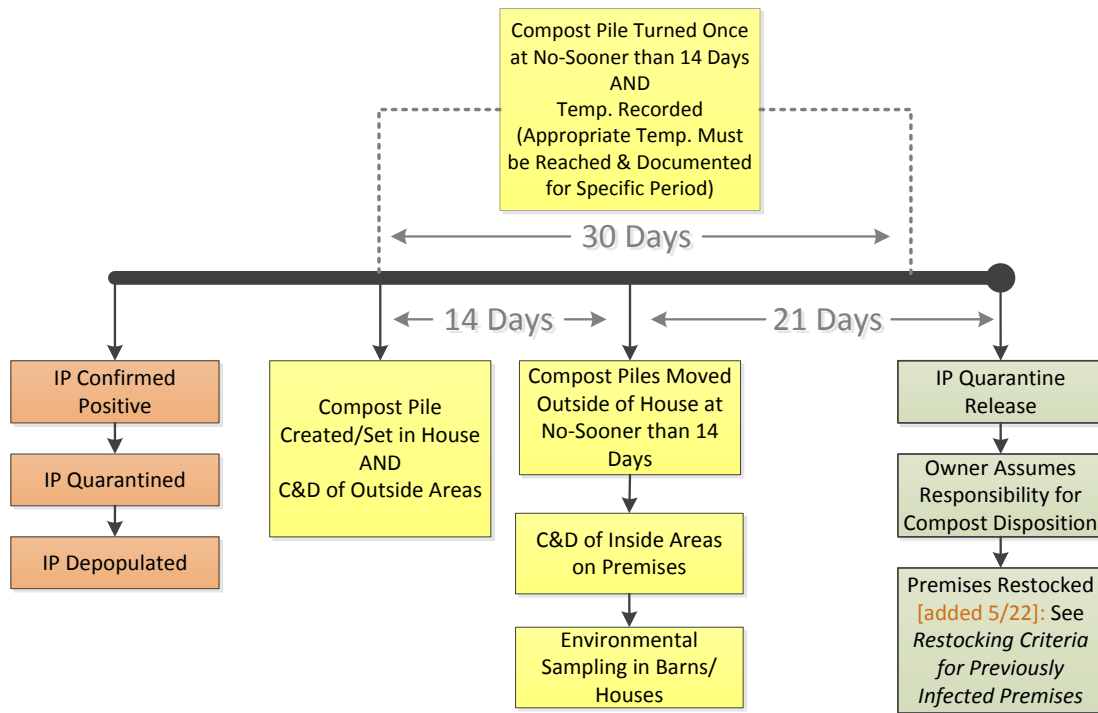
[updated 5/22:] Also, please see [Restocking Criteria for Previously Infected Premises](#) for information on how a previously infected premises becomes eligible for restocking.

TIMELINE FOR DISPOSAL & PREMISES RESTOCKING

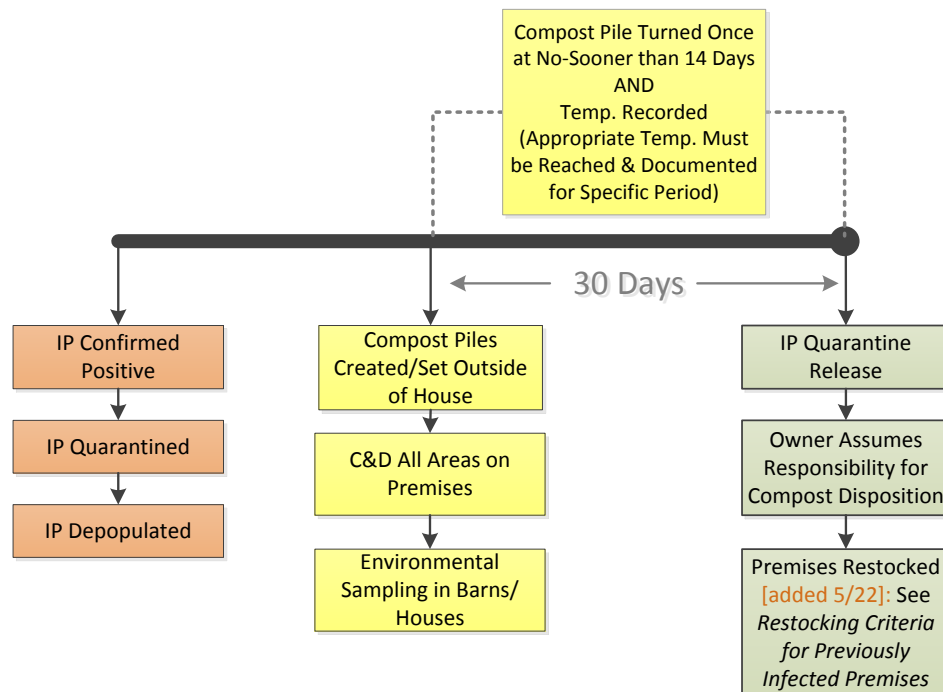
Timeline for Disposal & Premises Restocking: IN-HOUSE COMPOSTING



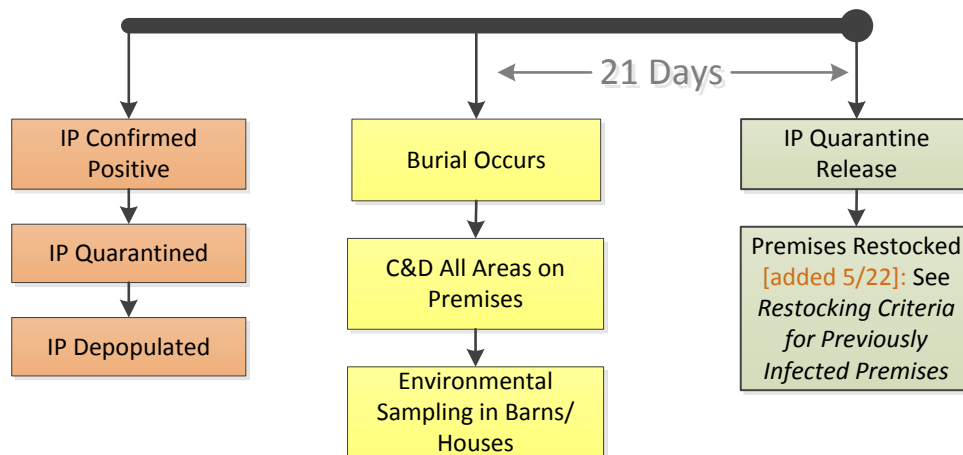
Timeline for Disposal & Premises Restocking: IN-HOUSE/OUTDOOR COMPOSTING



Timeline for Disposal & Premises Restocking: OUTDOOR COMPOSTING



Timeline for Disposal & Premises Restocking: BURIAL



PROTOCOL FOR SAMPLING THE ENVIRONMENT FOR AI VIRUS

Timing:

- ◆ *For premises using composting:* Environmental sampling inside the houses/barns occurs *after* the compost pile is complete and removed from inside the barns. For outdoor composting, environmental sampling inside the houses/barns can occur *after* the houses/barns are cleaned and disinfected.
 - **[updated 5/21:]** Please note, there is no requirement OR option to release compost based upon compost sample testing.
- ◆ *For premises using burial:* Environmental sampling inside the houses/barns occurs *after* the premises is cleaned and disinfected following disposal.

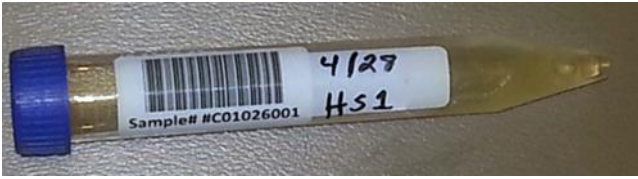
Applicability: Surfaces, waterers, feeders inside barn

Supplies needed: PPE (Tyvek coveralls, shoe covers, hairnet, gloves, respirator), sterile dacron swabs with plastic handles (100), sample -tubes with ~3ml BHI broth (20), empty tube holder, accession forms with house numbers written onto the accession forms, cooler, gel ice packs, permanent markers, pens, disinfectant, paper towels, and hazardous waste trash bag.

Collection and Handling Procedure

- 1) **Schedule sample collection** for Monday, Tuesday or Wednesday to ensure samples arrive at lab in time to be processed without delay. If samples arrive on Friday, they may sit at the lab over the weekend, thereby compromising analytical results.
- 2) **Keep BHI cool at all times.**
- 3) **Saturate swabs with BHI prior to sampling and immediately following sampling** (do not collect sample with dry swabs).
- 4) **Collect swab samples** from at least 10 selected locations in each house. Good areas to sample include fans, sill, door, floors, walls, frame, and curtains, feeders and waterers.
- 5) **Samples may be pooled to combine 5 swabs from each sampling area into one BHI broth sample tube**
- 6) **Label each tube with the date, house and sample number.**
- 7) **Disinfect the exterior of tubes.**

- 8) Once all samples are collected and prior to leaving premises, **label tubes with taskforce provided bar code labels** as follows:



- 9) **Place one label on tube** (as pictured above).
- 10) **Place matching label on laboratory submission form, attached.**
- 11) **Place the farm name and premise ID on the lab accession form**
- 12) **Place the sample tubes in a pre-chilled cooler with lab accession form.**
- 13) **Repeat for each house.**
- 14) **Return cooler to the NAHLN lab** as soon as possible for sample processing.
- 15) **[Updated 5/21]:** PCR may be a useful adjunct to virus isolation (VI) for post-cleaning environmental testing. Samples can be tested at the NALHN laboratory using the VetMax Gold AIV kit which includes an internal control which is required (NALHN deviation needed)
- Samples with failure of internal control will be processed for virus isolation
 - Any samples yielding a positive Ct value will be processed for virus isolation
- 16) **Report results to the State Veterinarian.**