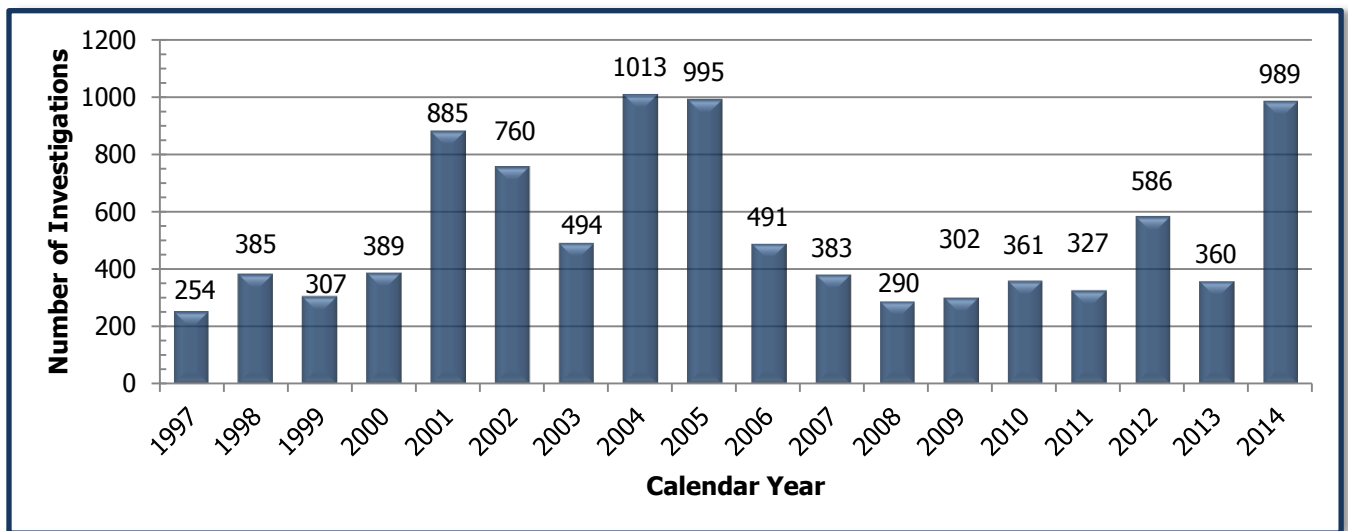




SUMMARY OF RECENT FAD INVESTIGATIONS

In the past 18 years, there have been over 9,500 investigations conducted on possible foreign animal disease (FAD) or emerging disease incidents throughout the United States, ranging from a yearly low of 254 investigations in calendar year 1997 to a high of 1,013 investigations in 2004 (Figure 1).

Figure 1: FAD Investigations from 1997 to 2014

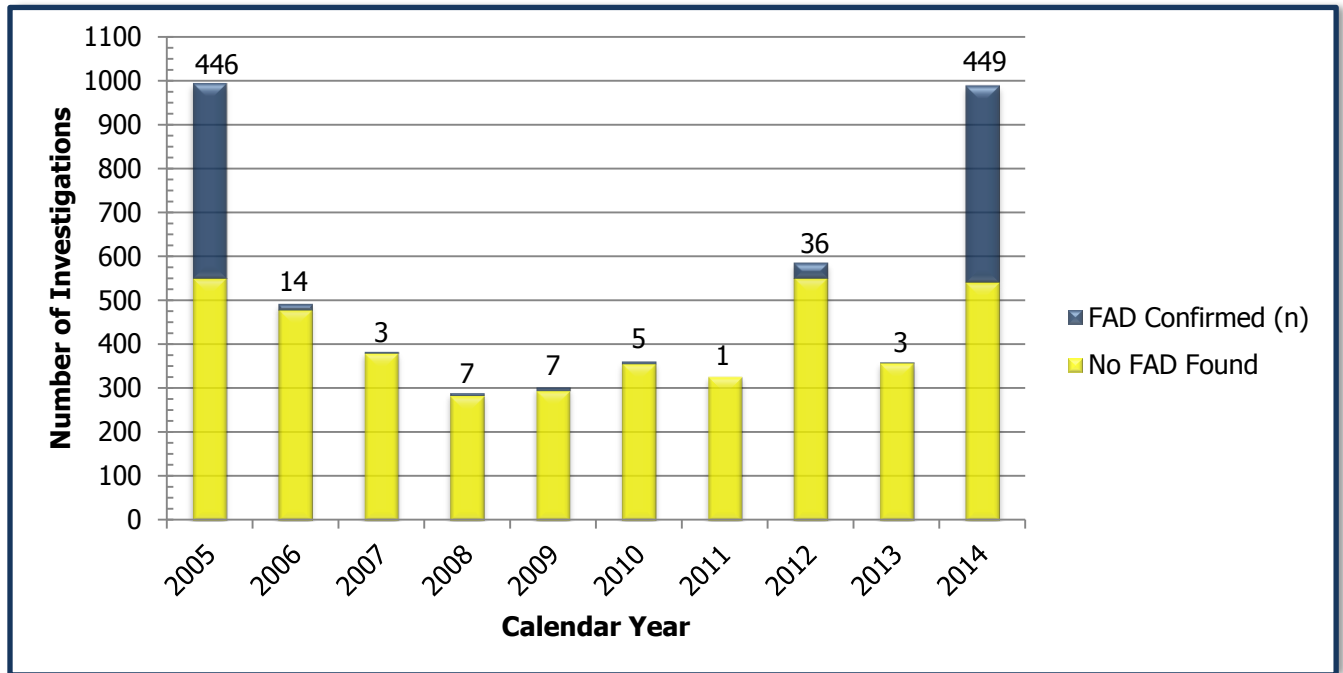


This summary of FAD investigations was compiled from annual reports on animal health in the United States published by Veterinary Services (VS) of USDA Animal and Plant Health Inspection Service (APHIS) (available here), data from the World Organization for Animal Health (OIE) World Animal Health Information Database (http://web.oie.int/wahis/public.php?page=home), and data in the Emergency Management Response System (EMRS) of APHIS VS.

2005 – 2014

From 2005 through 2014, 5,084 possible FAD or emerging disease incidents were investigated by VS and State collaborators. However, only a small percentage of those were confirmed to be actual emerging or foreign animal disease. The exceptions during this period were the occurrences of widespread vesicular stomatitis outbreaks that contributed to the 446 confirmed FAD findings in 2005 and the 449 confirmed FAD findings in 2014 (Figure 2). The increase in FAD findings during 2012 was also due to an outbreak of vesicular stomatitis.

Figure 2: FAD Investigations by Result, 2005 to 2014.

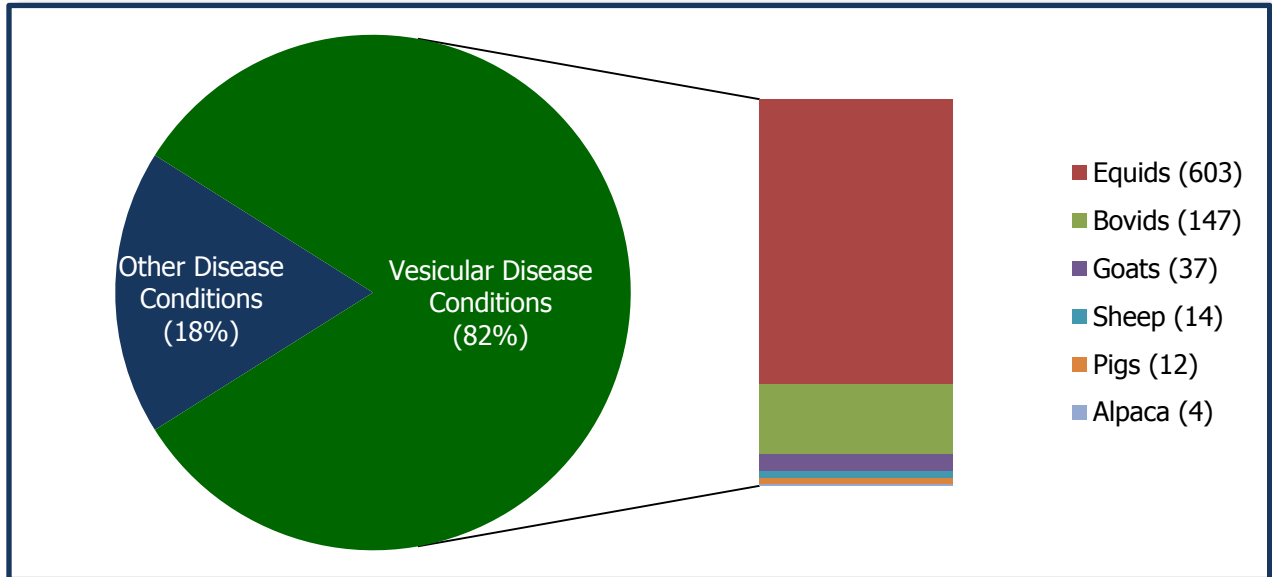


2005

In 2005, VS and State collaborators conducted 995 investigations of suspected FADs in 47 States and Puerto Rico. Colorado, Utah, and Wyoming reported the most investigations (146, 144, and 130, respectively), the majority of which were in response to a vesicular stomatitis outbreak that ultimately was reported in 6 additional States: Arizona, Idaho, Montana, Nebraska, New Mexico, and Texas. Of the 995 investigations, 446 resulted in a confirmed FAD finding, with 445 diagnosed as vesicular stomatitis. The other confirmed finding was a rabbit hemorrhagic disease outbreak.

In 2005, vesicular conditions (painful, blister-like lesions) of the muzzle and feet were the most common complaint investigated. There were 817 vesicular complaints: 603 in equids (horses, donkeys, and mules), 147 in bovids (cattle and bison), 37 in goats, 14 in sheep, 12 in pigs, and 4 in alpaca (Figure 3). Differential FAD diagnoses for vesicular conditions in equids include vesicular stomatitis. In ruminants, camelids, cervids, and swine, vesicular diseases of concern include not only vesicular stomatitis but also foot-and-mouth disease (FMD), which is a highly contagious viral infection that primarily affects cloven-hoofed animals. FMD would have a severe economic impact if it entered the United States.

Figure 3: Proportion of FAD Investigations due to Vesicular Conditions, by Species in 2005.

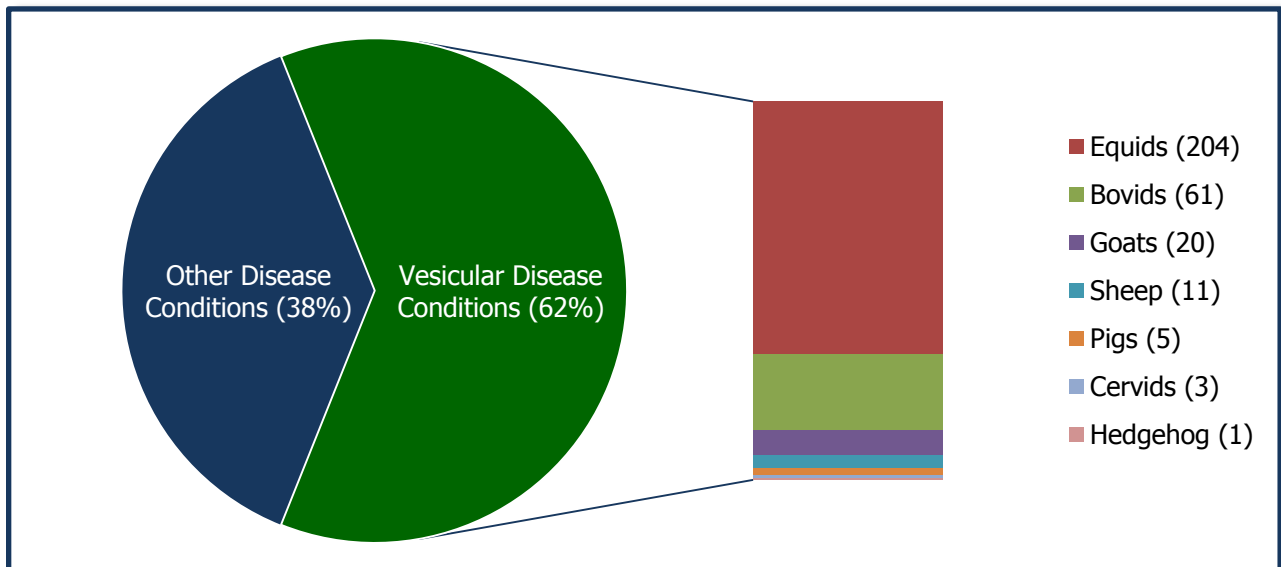


2006

In 2006, VS and State collaborators conducted 491 investigations of suspected FADs in 45 States, Puerto Rico, and the U.S. Virgin Islands. Tennessee and Texas reported the most investigations (46 and 47, respectively). Of the 491 investigations, 14 resulted in a confirmed FAD finding, with 13 diagnosed as vesicular stomatitis and one as contagious equine metritis (CEM), a transmissible, exotic, venereal disease of horses caused by the bacterium *Taylorella equigenitalis*.

There were 305 vesicular complaints for the year, with 204 in equids, 61 in bovids, 20 in goats, 11 in sheep, 5 in pigs, 3 in cervids, and 1 in a hedgehog (Figure 4).

Figure 4: Proportion of FAD Investigations due to Vesicular Conditions, by Species in 2006.

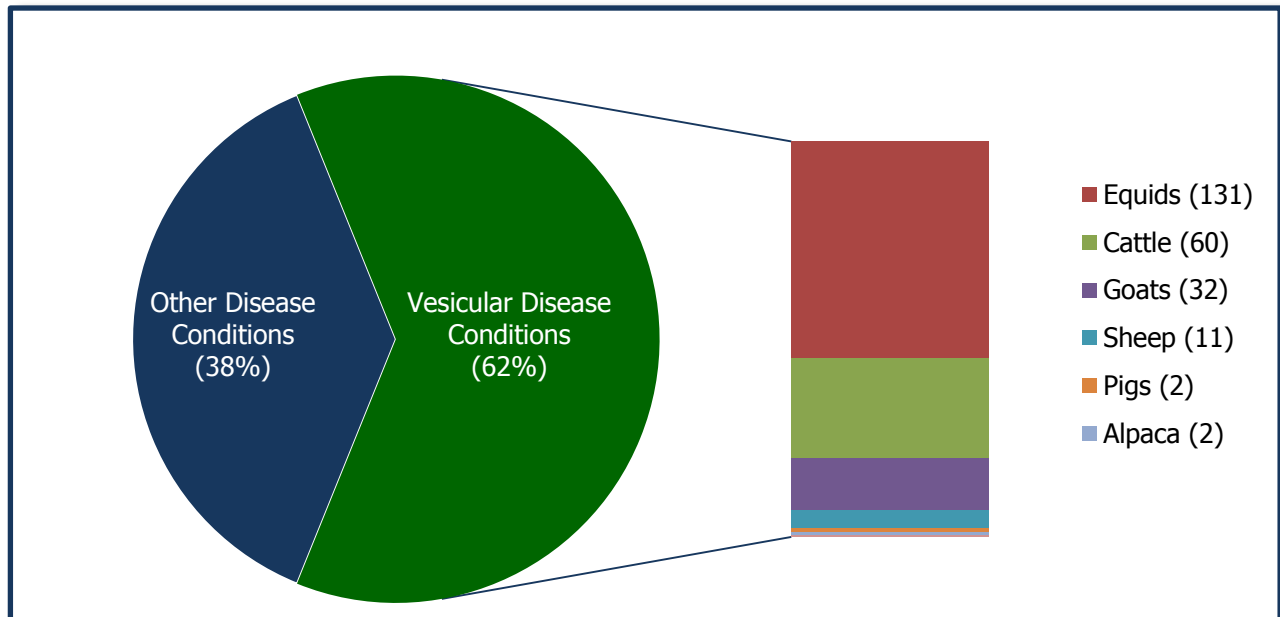


2007

In 2007, there were 383 investigations in 45 States and Puerto Rico. California and Texas reported the greatest number of investigations (31 and 30, respectively). Of the 383 investigations conducted, 3 resulted in a confirmed FAD finding. One FAD investigation of shrimp in Hawaii found white spot syndrome virus (WSSV), another confirmed Old World screwworm in a dog originating in Singapore, and the third found New World screwworm in a dog originating in Trinidad.

As in years past, vesicular conditions of the muzzle and feet were the most common complaint investigated. There were 238 vesicular complaints: 131 in equids, 60 in cattle, 32 in goats, 11 in sheep, 2 in pigs, and 2 in alpaca (Figure 5). In contrast to 2005 and 2006, none of the vesicular disease investigations confirmed the presence of vesicular stomatitis.

Figure 5: Proportion of FAD Investigations due to Vesicular Conditions, by Species in 2007.

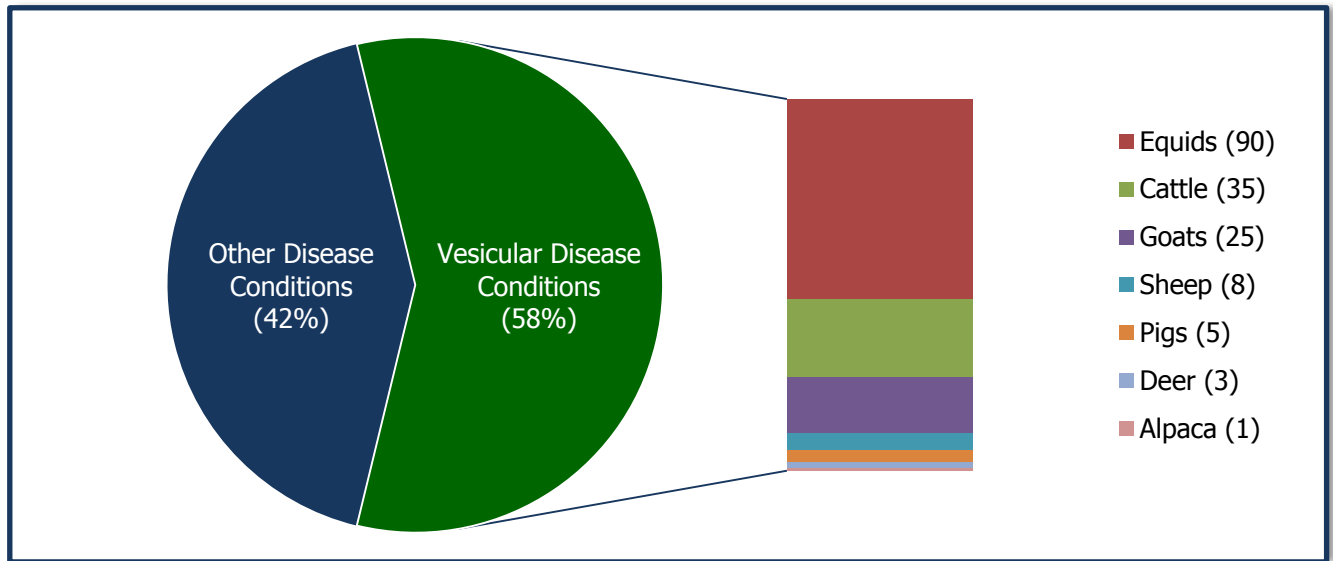


2008

VS and State collaborators conducted 290 investigations in 2008; 7 resulted in confirmed FAD findings. One FAD investigation confirmed equine piroplasmiasis (*Theileria equi*, EP), three found wildebeest-associated malignant catarrhal fever (alcelaphine herpesvirus type 1), one confirmed rabbit hemorrhagic disease, one found WSSV, and another confirmed an outbreak of CEM unrelated to the 2006 finding.

In 2008, vesicular conditions of the muzzle and feet were again the most common complaint investigated. There were 167 vesicular complaints: 90 in equids, 35 in cattle, 25 in goats, 8 in sheep, 5 in pigs, 3 in deer, and 1 in an alpaca (Figure 6).

Figure 6: Proportion of Investigations due to Vesicular Conditions, by Species in 2008.

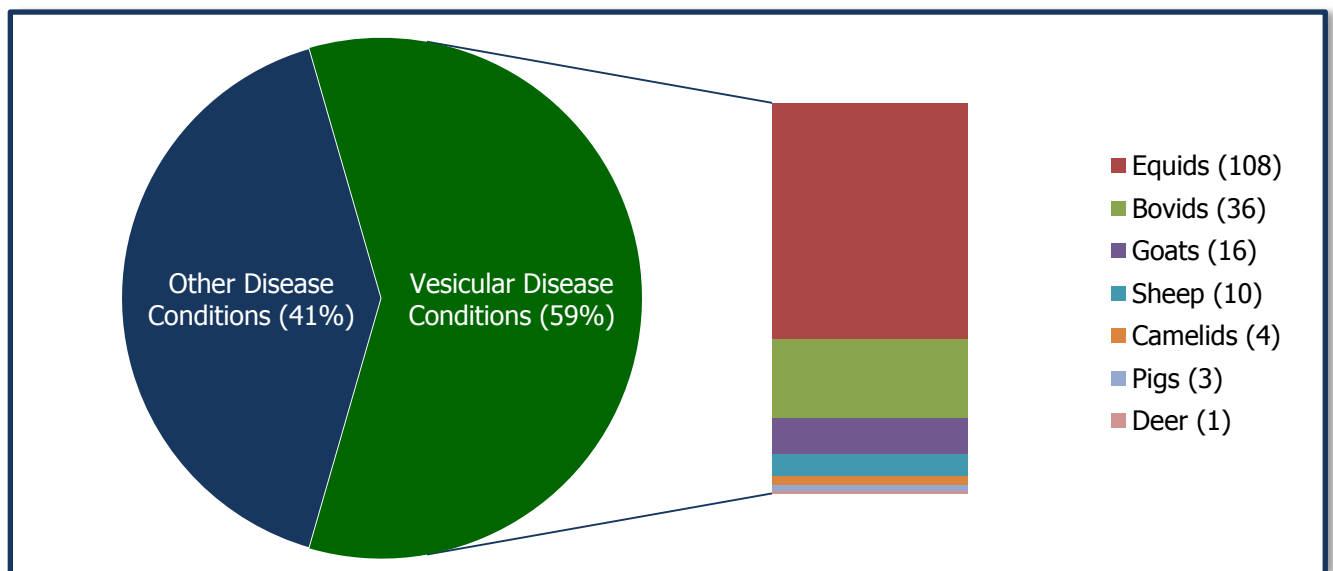


2009

Of the 302 investigations conducted in 2009, 7 resulted in confirmed FAD findings. Two of the investigations found EP and five confirmed vesicular stomatitis.

In 2009, vesicular conditions of the muzzle and feet were once again the most common complaint investigated. Of the 302 investigations in 2009 there were 178 vesicular complaints; of these, 108 were in equids, 36 in bovids, 16 in goats, 10 in sheep, 4 in camelids, 3 in pigs, and 1 in a pudu, a South American deer species (Figure 7).

Figure 7: Proportion of Investigations due to Vesicular Conditions, by Species in 2009.

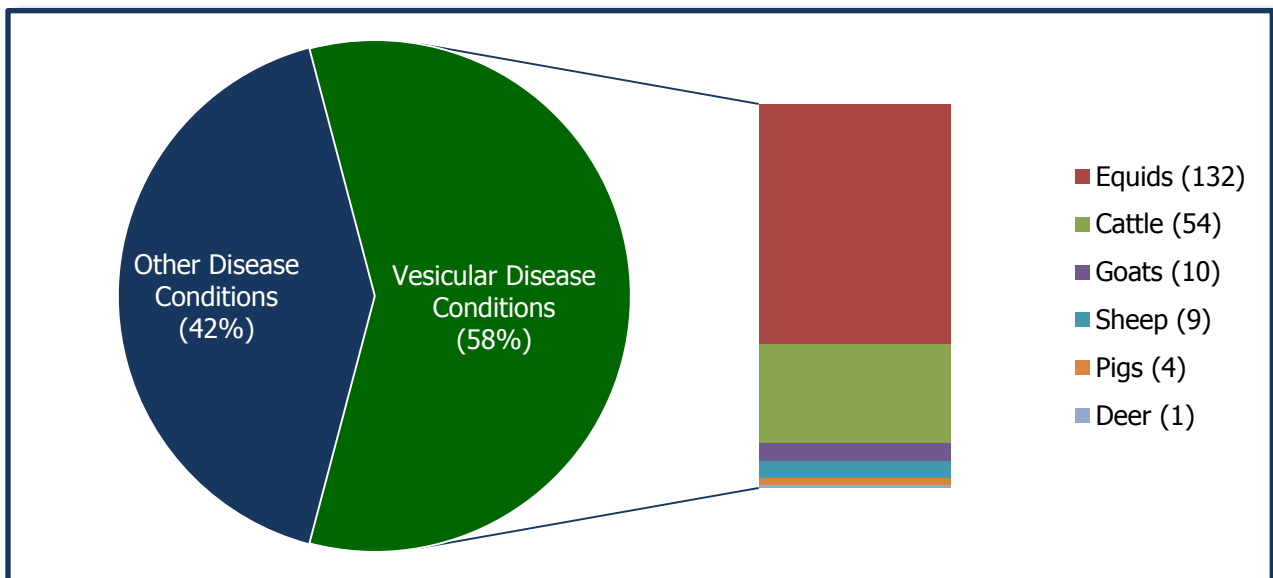


2010

There were 361 FAD investigations in 2010. Investigations were conducted in 44 States, Puerto Rico, and the U.S. Virgin Islands. States with the largest number of investigations were Texas (49) and Arizona (39). Five investigations confirmed the presence of an FAD. Two found vesicular stomatitis, one found rabbit hemorrhagic disease, and one confirmed New World screwworm in a dog originating in Venezuela. The fifth finding was a case of CEM in an imported stallion in California; all in-contact horses were tested and confirmed negative.

Of the 361 investigations, 210 were for possible vesicular disease conditions: 132 in equids, 54 in cattle, 10 in goats, 9 in sheep, 4 in pigs, and 1 in a deer (Figure 8).

Figure 8: Proportion of FAD Investigations due to Vesicular Conditions, by Species in 2010.

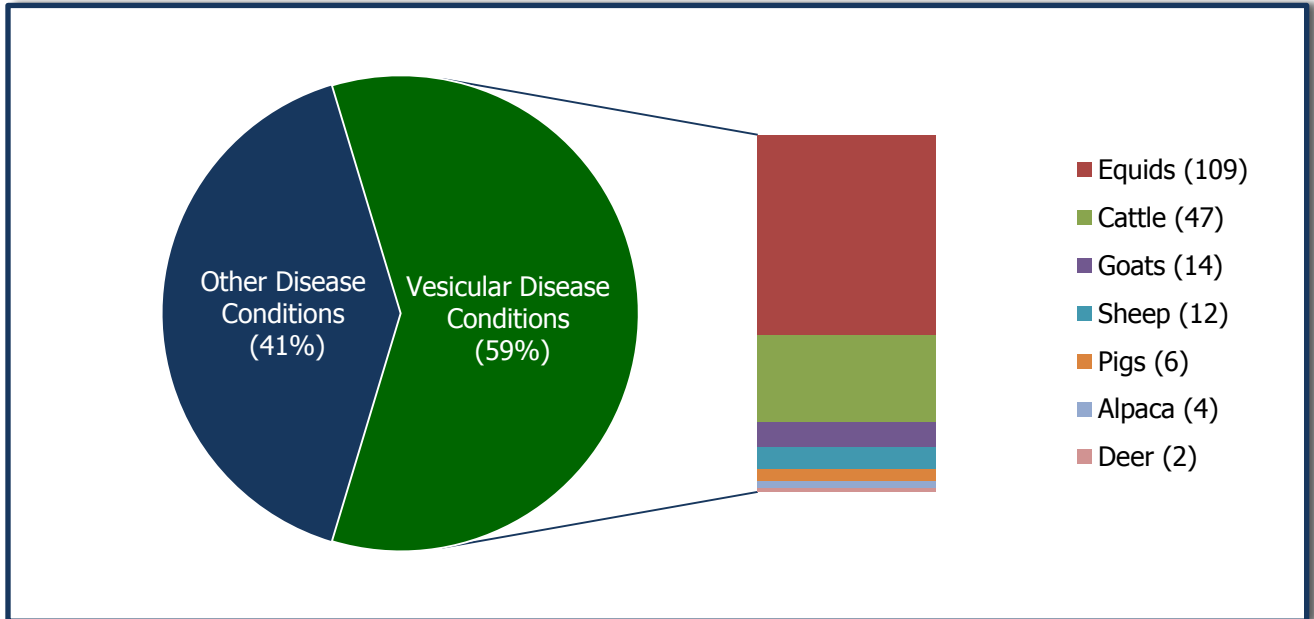


2011

There were 327 FAD investigations in 2011. Investigations were conducted in 45 States and Puerto Rico. States with the largest number of investigations were Texas (41), Arizona (26), and California (26). Only one FAD was found, a case of CEM in an Arabian stallion born in Arizona, not epidemiologically linked to cases in previous years; an in-contact stallions and mares were tested, none had positive results.

Of the 327 investigations, 194 were for possible vesicular disease conditions. Of the 194 vesicular complaints, 109 were in equids, 47 in cattle, 14 in goats, 12 in sheep, 6 in pigs, 4 in alpaca, and 2 in deer (Figure 9).

Figure 9: Proportion of FAD Investigations due to Vesicular Conditions, by Species in 2011.

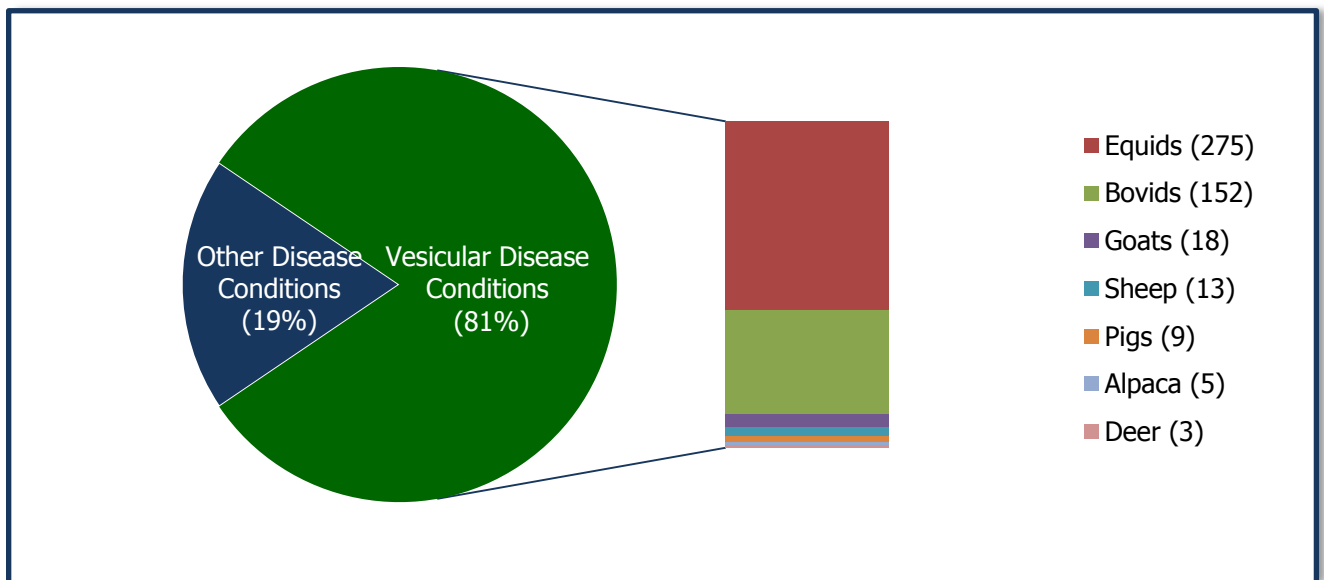


2012

In 2012 there were 586 investigations of suspected FADs in 47 States and Puerto Rico. New Mexico (113), Nebraska (54), and Texas (52) reported the most investigations. Of the 586 investigations, 36 resulted in a confirmed FAD finding. All 36 were diagnosed as vesicular stomatitis.

There were 475 vesicular complaints for the year, with 275 in equids, 152 in bovids (cattle, bison, yaks), 18 in goats, 13 in sheep, 9 in pigs, 5 in alpaca, and 3 in deer (Figure 10).

Figure 10: Proportion of FAD Investigations due to Vesicular Conditions, by Species in 2012.

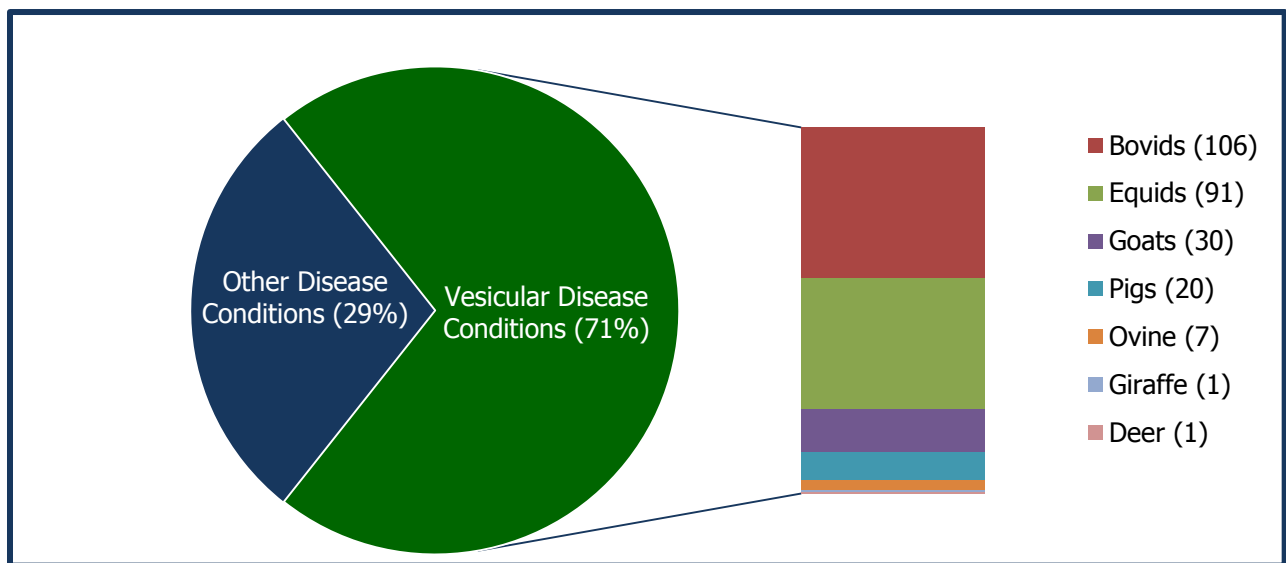


2013

In 2013, VS and State collaborators conducted 360 investigations of suspected FADs in 45 States, Puerto Rico, and the U.S. Virgin Islands. Iowa (41), California (24), and Colorado (23) reported the most investigations. Of the 360 investigations, 3 resulted in a confirmed FAD finding—two were CEM and one was tropical bont tick (*Amblyomma variegatum*).

There were 256 vesicular complaints for the year, with 106 in bovids (cattle, bison), 91 in equids, 30 in goats, 20 in pigs, 7 in ovine (sheep, mouflon), 1 in a deer, and 1 in a giraffe (Figure 11).

Figure 11: Proportion of FAD Investigations due to Vesicular Conditions, by Species in 2013.



2014

There were 989 FAD investigations conducted in 2014. VS and State collaborators conducted investigations in 46 States and Puerto Rico. Colorado (556), Texas (153), and Georgia (18) reported the most investigations. As in 2005, the reason for the high number of investigations was largely due to a widespread outbreak of vesicular stomatitis virus. Of the 989 investigations, approximately half resulted in a confirmed positive FAD detection—the majority of these findings were vesicular stomatitis-positive diagnoses (433 positive premises in 2014; situation reports [here](#)). Additionally, 2 investigations resulted in the detection of highly pathogenic avian influenza, 13 investigations resulted in the identification of EP, and 1 investigation resulted in the identification of a foreign reptile tick species (*Amblyomma nuttalli* Donitz).

Of these 989 investigations, 905 were vesicular complaints with 742 in equids, 100 in bovids (cattle, bison), 29 in goats, 14 in sheep, 13 in pigs, 4 in camelidae (alpaca, llama) and 3 in deer (Figure 12).

Figure 12: Proportion of FAD Investigations due to Vesicular Conditions, by Species in 2014.

