
2012 SUMMARY OF WEST NILE VIRUS EQUINE CASES IN THE UNITED STATES

UNITED STATES DEPARTMENT OF AGRICULTURE — ANIMAL AND PLANT HEALTH INSPECTION SERVICE — VETERINARY SERVICES

APRIL 2013

This report is a descriptive summary of U.S. equine West Nile virus (WNV) cases reported to the United States Department of Agriculture (USDA) in 2012. The USDA Animal and Plant Health Inspection Service (APHIS) Veterinary Services (VS) collaborates with the Centers for Disease Control and Prevention (CDC) and State veterinary and public health officials to facilitate communication about arbovirus disease cases in horses and confirm equine cases in each State. CDC collects arbovirus case information using its ArboNET reporting system, an electronic surveillance and reporting system used to track and report arboviral activity in humans and animals. During the transmission season, VS disseminates the equine case information to State animal health officials for confirmation and posts the number of confirmed cases to the USDA equine health Web site (<http://www.aphis.usda.gov/vs/nahss/equine/>). Specific case definitions are also provided on this site. In this document, 'reported cases' of WNV may include presumptive positive and confirmed positive cases.

In 2012, **627** equine cases of WNV were reported from **41** States. This was the highest number of equine cases of WNV reported in the United States in the past 5 years, but still considerably lower than the number of cases reported during the 2002 WNV outbreak when 15,257 equine cases were reported (Figure 1). The higher number of equine WNV cases in 2012 was concurrent with an increase in human WNV cases in 2012. Figure 1 shows the annual number of equine WNV cases reported in the United States from 2001 through 2012. Figure 2 shows the number of equine WNV cases in each State in 2012, and Table 1 provides the number of cases per county or parish in those States in 2012. The maps in Figures 3-15 show the historic number of equine WNV cases reported in each State from 1999 through 2011.

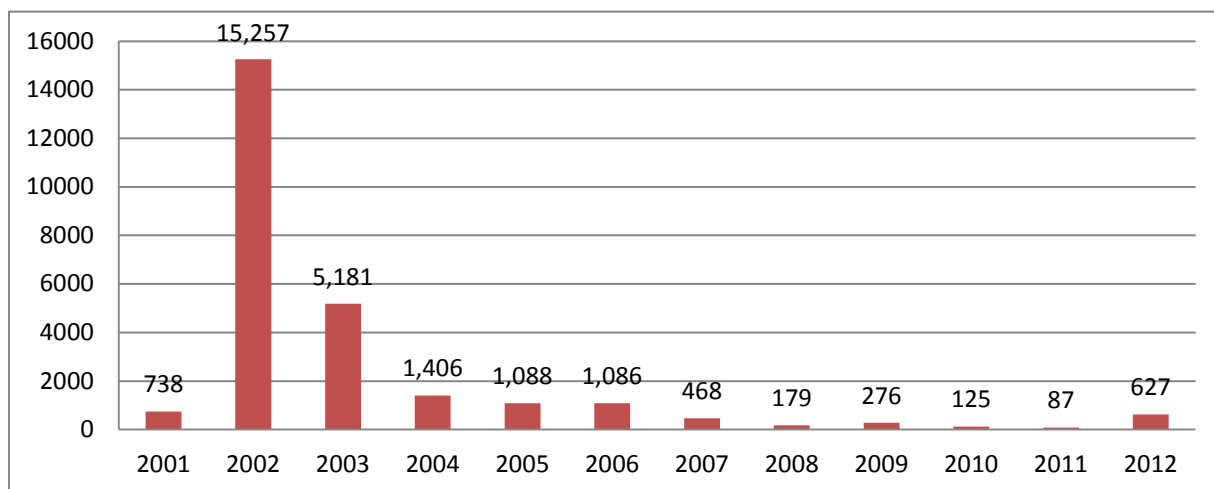


Figure 1. Reported U.S. equine cases of West Nile virus, 2001-2012

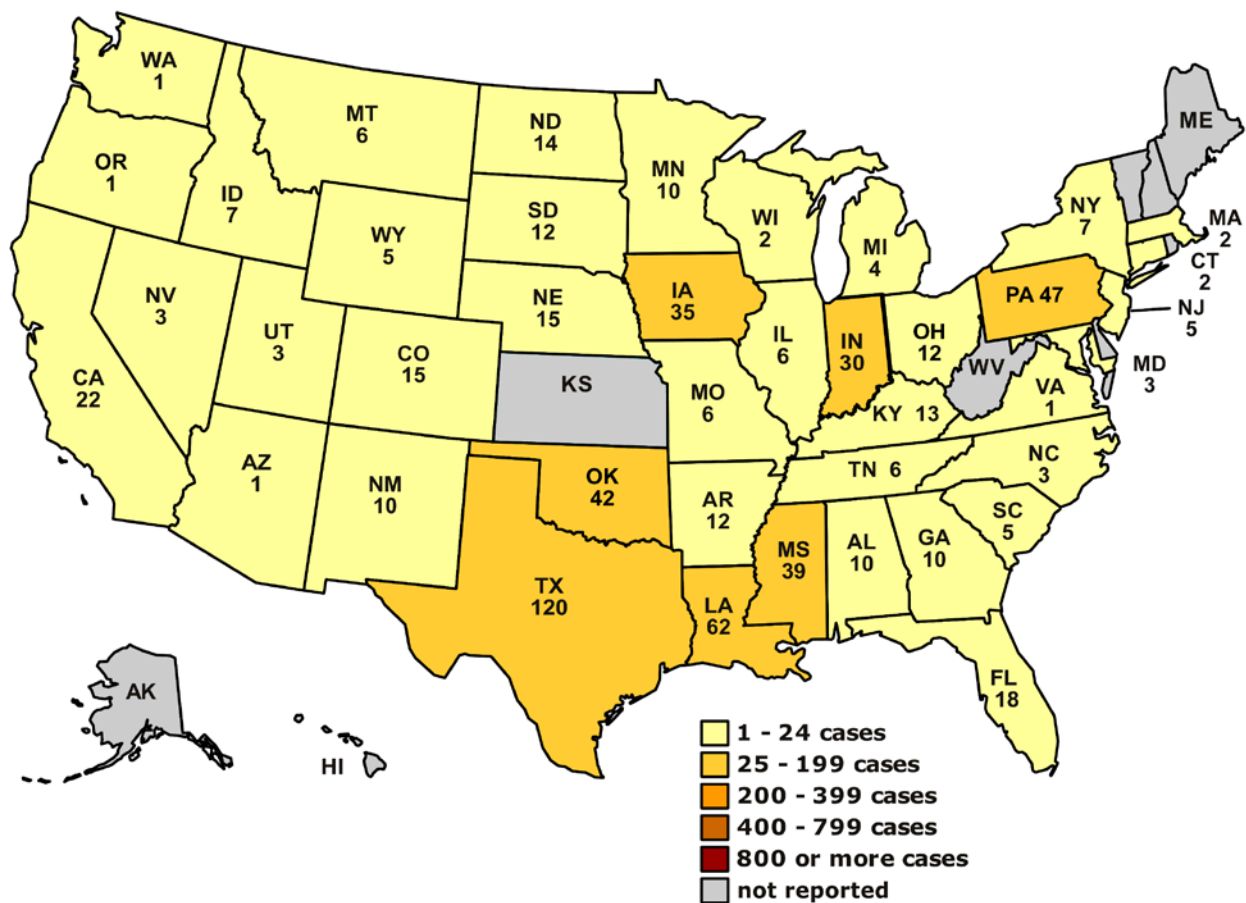


Figure 2. Distribution of reported equine WNV cases in 2012 (627 total cases)

Table 1. Reported equine WNV cases by State and county, 2012

State	County	West Nile Virus Reported Cases
Alabama	Choctaw County	1
	DeKalb County	1
	Houston County	2
	Jefferson County	1
	Marion County	1
	Mobile County	3
	Montgomery County	1
	Total cases for Alabama	10
Arkansas	Ashley County	1
	Chicot County	1
	Dallas County	1
	Howard County	2
	Izard County	1
	Jackson County	2
	Little River County	1
	Logan County	2
	Searcy County	1
	Total cases for Arkansas	12

State	County	West Nile Virus Reported Cases
Arizona	Maricopa County	1
Total cases for Arizona		1
California	Butte County	1
	Calaveras County	1
	Fresno County	3
	Glenn County	1
	Kern County	2
	Madera County	1
	Merced County	1
	Sacramento County	2
	San Joaquin County	2
	Shasta County	5
	Stanislaus County	1
	Yolo County	1
	Yuba County	1
Total cases for California		22
Colorado	Archuleta County	1
	Delta County	1
	Fremont County	1
	La Plata County	1
	Larimer County	2
	Mesa County	2
	Montrose County	2
	Pueblo County	1
	Weld County	4
Total cases for Colorado		15
Connecticut	Hartford County	1
	New Haven County	1
Total cases for Connecticut		2
Florida	Alachua County	1
	Calhoun County	1
	Gadsden County	1
	Gilchrist County	1
	Holmes County	3
	Jackson County	1
	Jefferson County	1
	Levy County	1
	Palm Beach County	1
	Santa Rosa County	2
	Suwannee County	2
	Walton County	2
	Washington County	1
Total cases for Florida		18
Georgia	Appling County	1
	Ben Hill County	1
	Bibb County	1
	Burke County	2

State	County	West Nile Virus Reported Cases
	Lowndes County	1
	McDuffie County	1
	Miller County	1
	Terrell County	1
	Worth County	1
Total cases for Georgia		10
Iowa	Bremer County	1
	Buena Vista County	2
	Cedar County	1
	Chickasaw County	1
	Clarke County	1
	Clay County	1
	Davis County	1
	Dickinson County	1
	Greene County	1
	Grundy County	1
	Guthrie County	1
	Harrison County	1
	Jackson County	1
	Jefferson County	1
	Johnson County	6
	Jones County	1
	Lucas Count	3
	Marshall County	1
	Monroe County	1
	Shelby County	1
	Tama County	1
	Washington County	3
	Wayne County	1
	Winneshiek County	1
	Worth County	1
Total cases for Iowa		35
Idaho	Canyon County	2
	Gooding County	2
	Owyhee County	2
	Washington County	1
Total cases for Idaho		7
Illinois	Cook County	1
	Jackson County	3
	Johnson County	1
	Moultrie County	1
Total cases for Illinois		6
Indiana	Adams County	7
	Allen County	2
	Elkhart County	3
	Fayette County	1
	Hancock County	4

State	County	West Nile Virus Reported Cases
	Harrison County	1
	Henry County	1
	Jay County	4
	Kosciusko County	1
	Lagrange County	4
	Madison County	1
	Tippecanoe County	1
Total cases for Indiana		30
Kentucky	Bourbon County	2
	Edmonson County	1
	Franklin County	1
	Garrard County	1
	Henderson County	1
	Henry County	2
	Laurel County	1
	Madison County	1
	Scott County	1
	Shelby County	1
	Warren County	1
Total cases for Kentucky		13
Louisiana	Acadia Parish	1
	Allen Parish	3
	Ascension Parish	5
	Assumption Parish	1
	Avoyelles Parish	1
	Beauregard Parish	4
	Bossier Parish	3
	Calcasieu Parish	4
	Cameron Parish	1
	East Baton Rouge Parish	5
	East Feliciana Parish	2
	Evangeline Parish	1
	Franklin Parish	3
	Iberia Parish	3
	Jefferson Parish	1
	Lafayette Parish	2
	Lincoln Parish	1
	Livingston Parish	2
	Natchitoches Parish	1
	Ouachita Parish	1
	Rapides Parish	2
	Red River Parish	1
	St. Helena Parish	1
	St. Landry Parish	2
	St. Martin Parish	1
	St. Mary Parish	1

State	County	West Nile Virus Reported Cases
	St. Tammany Parish	1
	Tangipahoa Parish	4
	Vermilion Parish	1
	Washington Parish	2
	Webster Parish	1
Total cases for Louisiana		62
Massachusetts	Hampden County	2
Total cases for Massachusetts		2
Maryland	Baltimore County	1
	Carroll County	1
	Washington County	1
Total cases for Maryland		3
Michigan	Barry County	1
	Ionia County	1
	Montcalm County	1
	Sanilac County	1
Total cases for Michigan		4
Minnesota	Big Stone County	1
	Cass County	1
	Clay County	1
	Fillmore County	1
	Lincoln County	1
	Norman County	1
	Pennington County	1
	Polk County	2
	Wright County	1
Total cases for Minnesota		10
Missouri	Callaway County	1
	Howell County	1
	Jefferson County	1
	Morgan County	1
	Nodaway County	1
	Pike County	1
Total cases for Missouri		6
Mississippi	Adams County	1
	Alcorn County	1
	Copiah County	3
	George County	1
	Greene County	1
	Hinds County	2
	Jefferson Davis County	1
	Lauderdale County	1
	Leake County	1
	Lee County	2
	Lincoln County	1
	Madison County	2
	Monroe County	1
	Montgomery County	1
	Neshoba County	3
	Newton County	1

State	County	West Nile Virus Reported Cases
	Pearl River County	2
	Perry County	1
	Pontotoc County	4
	Rankin County	6
	Scott County	1
	Smith County	1
	Tate County	1
Total cases for Mississippi		39
Montana	Carbon County	1
	Cascade County	1
	Powder River County	2
	Richland County	1
	Yellowstone County	1
Total cases for Montana		6
North Carolina	Davidson County	1
	Surry County	1
	Union County	1
Total cases for North Carolina		3
North Dakota	Bottineau County	1
	Burleigh County	3
	Cass County	1
	Dickey County	1
	Emmons County	1
	Grant County	1
	McIntosh County	1
	McKenzie County	1
	Ransom County	1
	Renville County	1
	Stark County	1
	Williams County	1
Total cases for North Dakota		14
Nebraska	Antelope County	1
	Arthur County	1
	Buffalo County	1
	Chase County	2
	Cherry County	2
	Cuming County	1
	Gage County	1
	Howard County	1
	Keith County	1
	Lincoln County	1
	McPherson County	1
	Seward County	1
	Valley County	1
Total cases for Nebraska		15
New Jersey	Atlantic County	1
	Monmouth County	2
	Salem County	1
	Sussex County	1
Total cases for New Jersey		5
New Mexico	Dona Ana County	2

State	County	West Nile Virus Reported Cases
	Lea County	3
	Otero County	1
	Santa Fe County	1
	Socorro County	2
	Valencia County	1
Total cases for New Mexico		10
Nevada	Churchill County	1
	Clark County	1
	Washoe County	1
Total cases for Nevada		3
New York	Genesee County	1
	Livingston County	1
	Montgomery County	1
	Ontario County	1
	Saratoga County	1
	Suffolk County	1
	Westchester County	1
Total cases for New York		7
Ohio	Champaign County	1
	Darke County	2
	Greene County	1
	Holmes County	1
	Knox County	1
	Logan County	1
	Mercer County	1
	Pike County	1
	Preble County	1
	Shelby County	1
	Wayne County	1
Total cases for Ohio		12
Oklahoma	Alfalfa County	1
	Atoka County	2
	Blaine County	1
	Bryan County	1
	Cleveland County	1
	Creek County	2
	Garvin County	3
	Grady County	2
	Hughes County	1
	Jackson County	1
	Kingfisher County	1
	Le Flore County	2
	Lincoln County	1
	Logan County	1
	Mayes County	1
	McClain County	2
	McCurtain County	1
	Muskogee County	1
	Oklahoma County	3
	Okmulgee County	3
	Pawnee County	1

State	County	West Nile Virus Reported Cases
	Pottawatomie County	1
	Pushmataha County	1
	Roger Mills County	1
	Rogers County	1
	Sequoyah County	3
	Texas County	1
	Wagoner County	1
	Washington County	1
Total cases for Oklahoma		42
Oregon	Klamath County	1
Total cases for Oregon		1
Pennsylvania	Adams County	1
	Berks County	5
	Blair County	1
	Bucks County	1
	Centre County	3
	Chester County	1
	Cumberland County	1
	Dauphin County	2
	Juniata County	5
	Lancaster County	10
	Lebanon County	1
	Lehigh County	1
	Luzerne County	1
	Mifflin County	4
	Montour County	3
	Northampton County	1
	Schuylkill County	1
	Union County	1
	York County	4
Total cases for Pennsylvania		47
South Carolina	Anderson County	1
	Florence County	1
	Lexington County	1
	Oconee County	1
	York County	1
Total cases for South Carolina		5
South Dakota	Charles Mix County	1
	Corson County	1
	Custer County	1
	Gregory County	2
	Hanson County	1
	Lincoln County	2
	Meade County	1
	Minnehaha County	2
	Turner County	1
Total cases for South Dakota		12
Tennessee	Grainger County	2
	Hamblen County	1
	Henderson County	1
	Jefferson County	1

State	County	West Nile Virus Reported Cases
	Obion County	1
Total cases for Tennessee		6
Texas	Angelina County	1
	Austin County	2
	Bailey County	1
	Baylor County	1
	Bell County	1
	Brazoria County	3
	Brazos County	1
	Burleson County	1
	Cameron County	2
	Cass County	2
	Cherokee County	1
	Coke County	1
	Collin County	3
	Cooke County	1
	Dallam County	1
	Dallas County	3
	Donley County	1
	Ector County	3
	Ellis County	1
	Erath County	2
	Fannin County	1
	Fort Bend County	2
	Freestone County	1
	Galveston County	1
	Gray County	1
	Grayson County	2
	Gregg County	4
	Hamilton County	1
	Hardin County	1
	Harris County	5
	Harrison County	1
	Haskell County	1
	Hidalgo County	3
	Hill County	2
	Hopkins County	3
	Hunt County	2
	Irion County	1
	Jack County	1
	Jasper County	1
	Jefferson County	1
	Kaufman County	1
	Lamar County	1
	Liberty County	2
	Lubbock County	1
	Matagorda County	1
	McLennan County	2
	Midland County	1
	Milam County	1
	Montgomery County	5

State	County	West Nile Virus Reported Cases
	Nacogdoches County	3
	Parker County	2
	Randall County	4
	Red River County	3
	Robertson County	1
	Rusk County	1
	Sabine County	1
	Scurry County	1
	Shelby County	1
	Smith County	6
	Somervell County	1
	Travis County	4
	Tyler County	1
	Waller County	4
	Washington County	1
	Willacy County	1
	Williamson County	1
	Wood County	1
	Young County	1
Total cases for Texas		120
Utah	Box Elder County	2
	Washington County	1
Total cases for Utah		3
Virginia	Loudoun County	1
Total cases for Virginia		1
Washington	Benton County	1
Total cases for Washington		1
Wisconsin	St. Croix County	1
	Waukesha County	1
Total cases for Wisconsin		2
Wyoming	Campbell County	1
	Fremont County	2
	Goshen County	1
	Park County	1
Total cases for Wyoming		5
Total Reported West Nile Virus Equine Cases for the United States		627

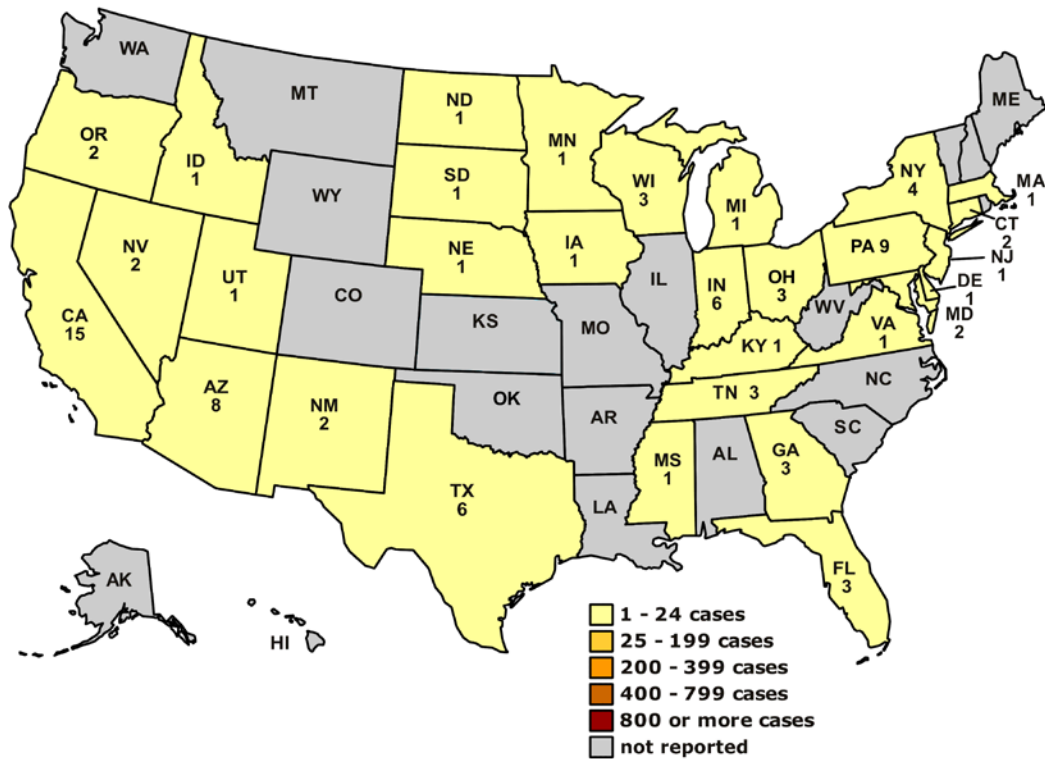


Figure 3. U.S. distribution of 87 reported equine West Nile virus cases in 2011

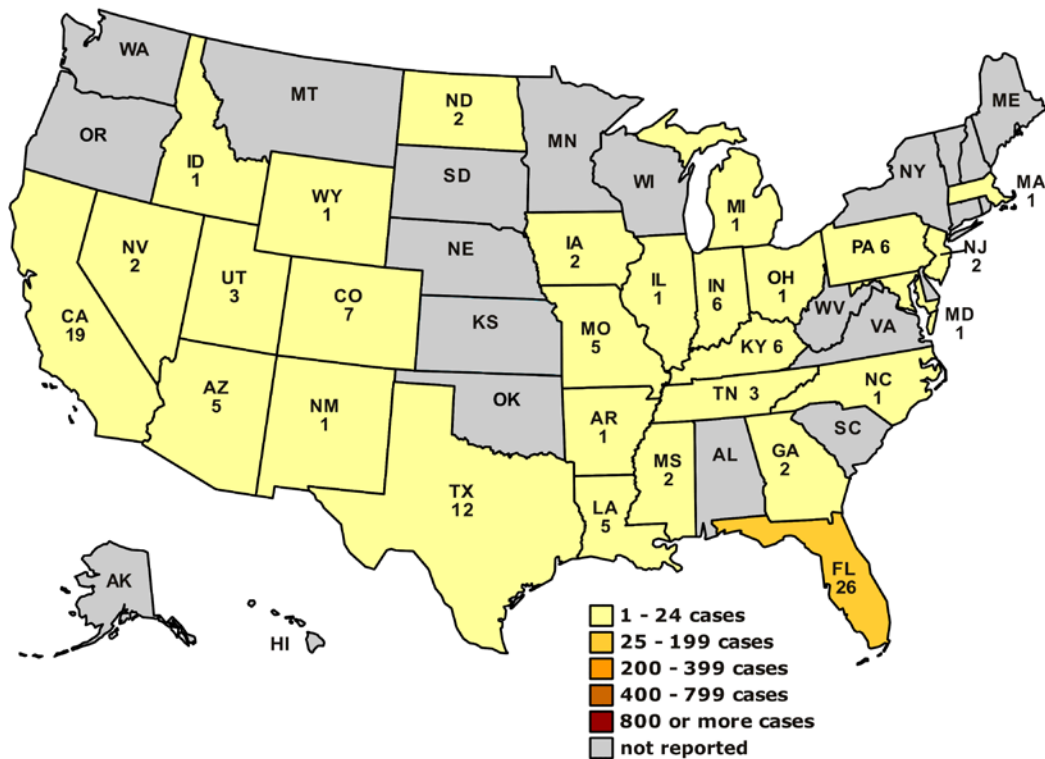


Figure 4. U.S. distribution of 125 reported equine West Nile virus cases in 2010

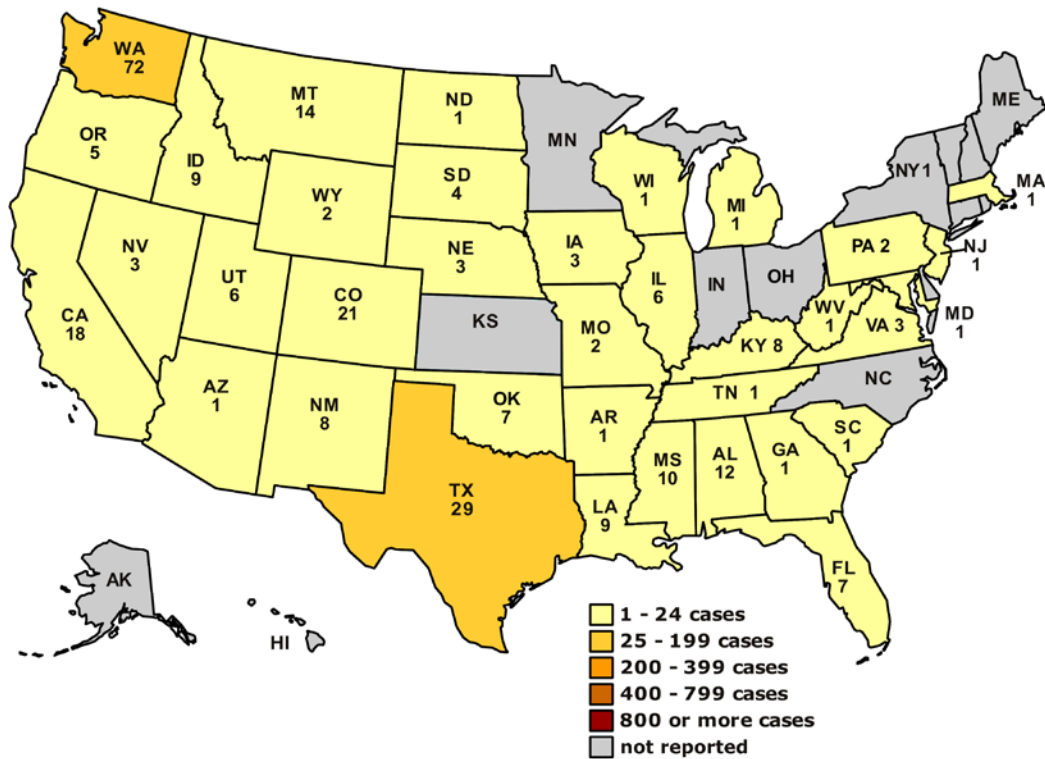


Figure 5. U.S. distribution of 276 reported equine West Nile virus cases in 2009

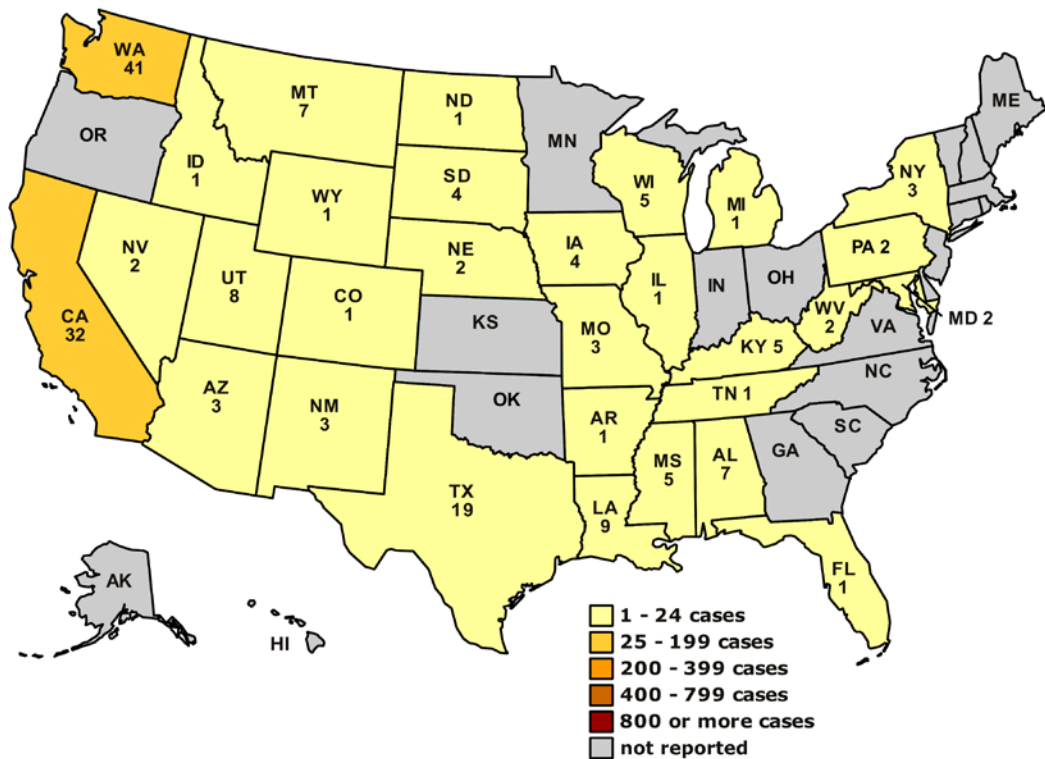


Figure 6. U.S. distribution of 179 reported equine West Nile virus cases in 2008

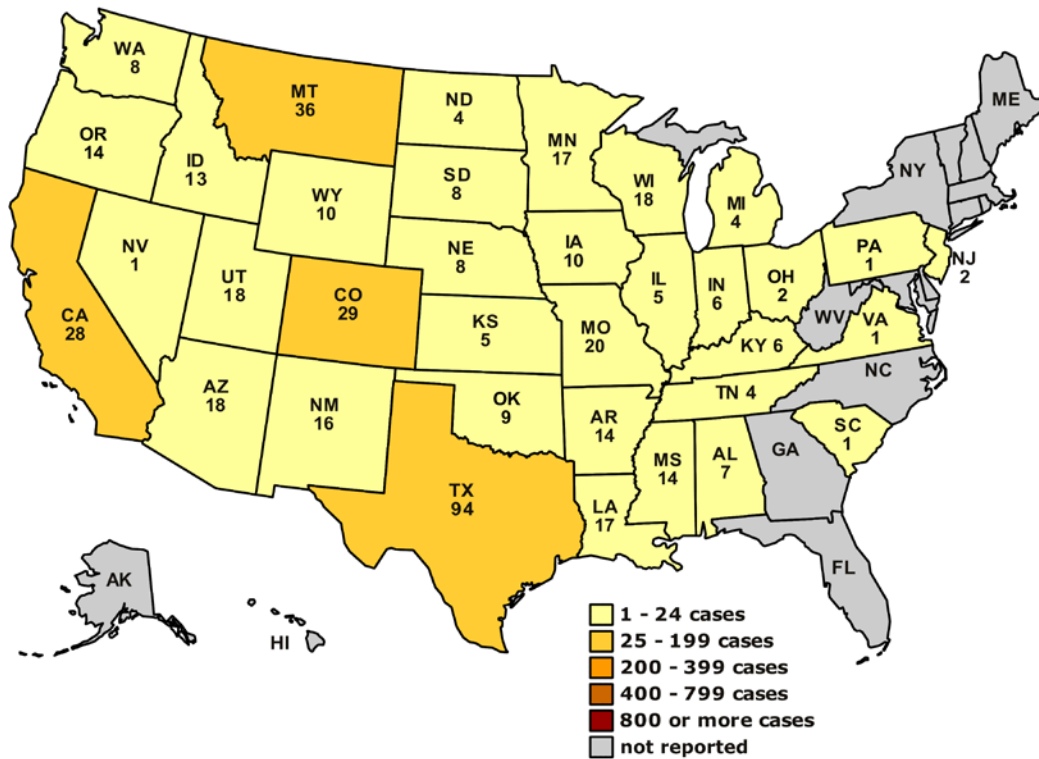


Figure 7. U.S. distribution of 468 reported equine West Nile virus cases in 2007

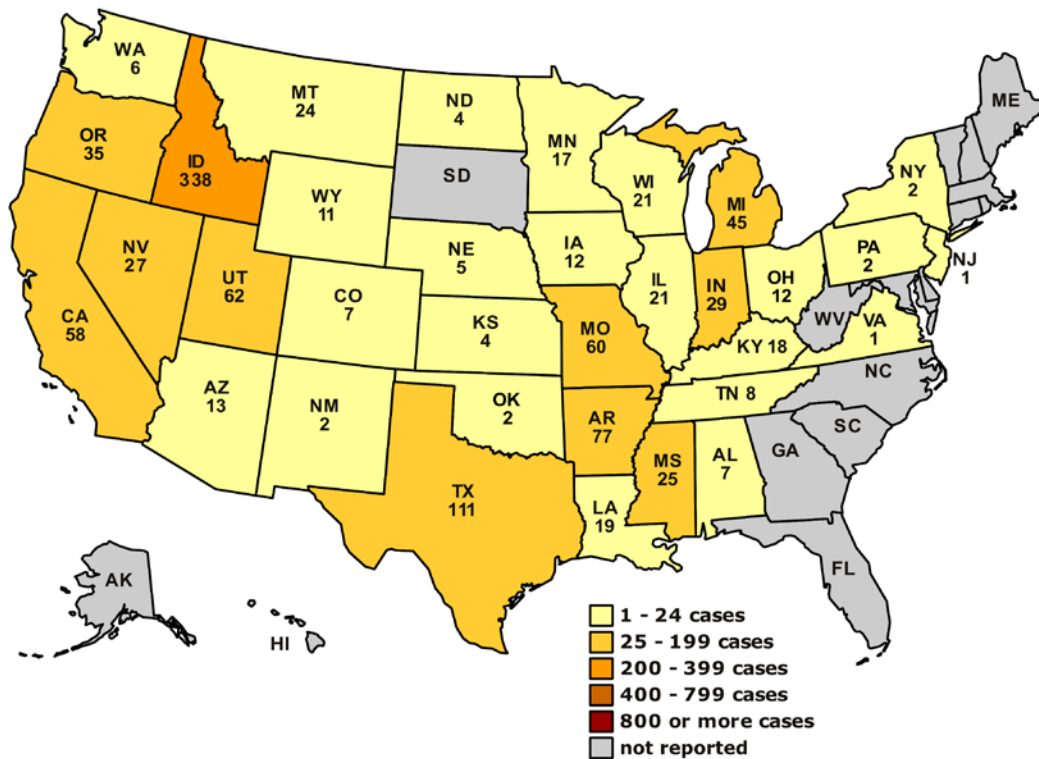


Figure 8. U.S. distribution of 1,086 reported equine West Nile virus cases in 2006

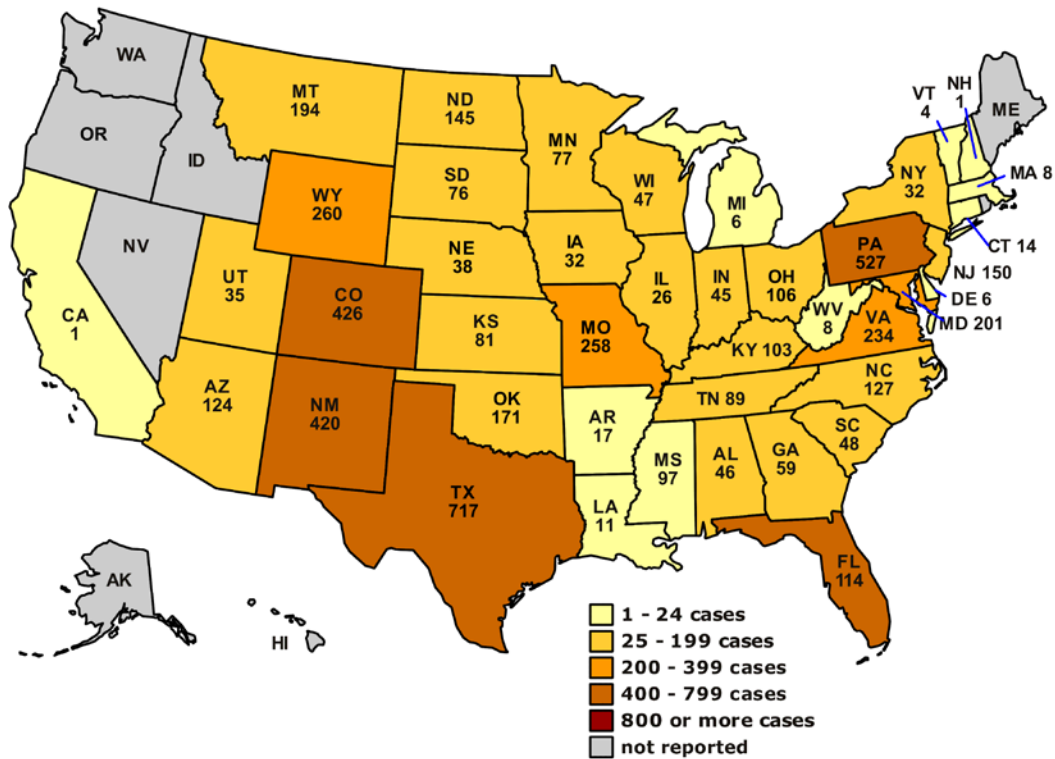


Figure 11. U.S. distribution of 5,181 reported equine West Nile virus cases in 2003

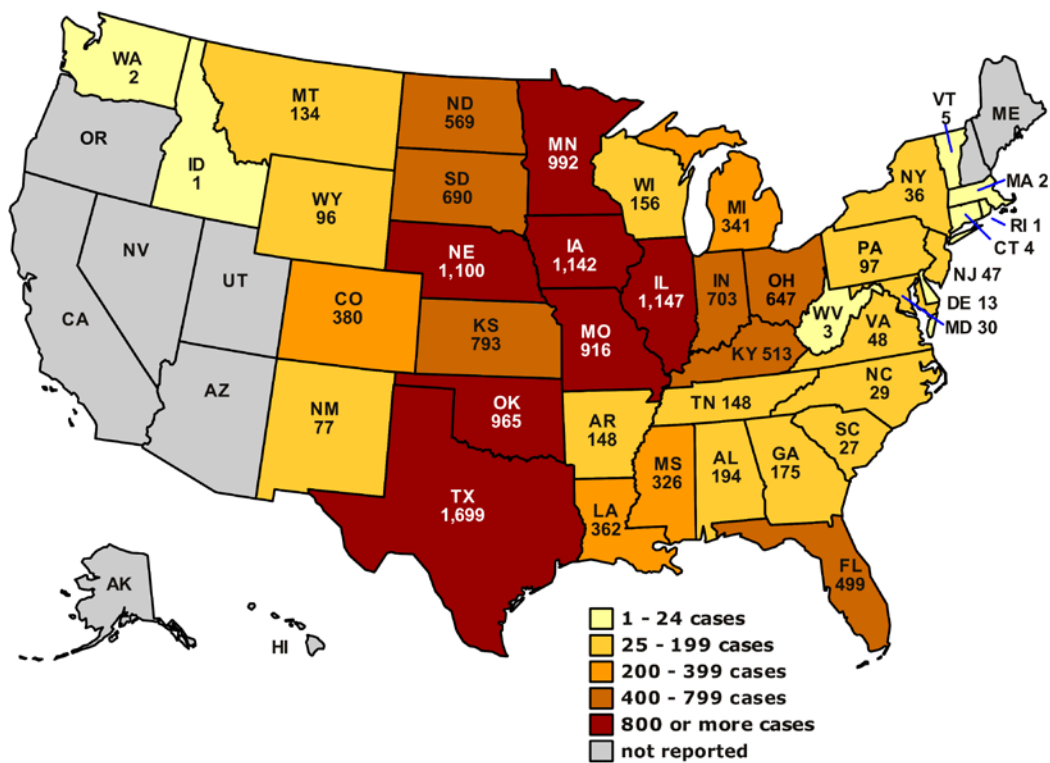


Figure 12. U.S. distribution of 15,257 reported equine West Nile virus cases in 2002

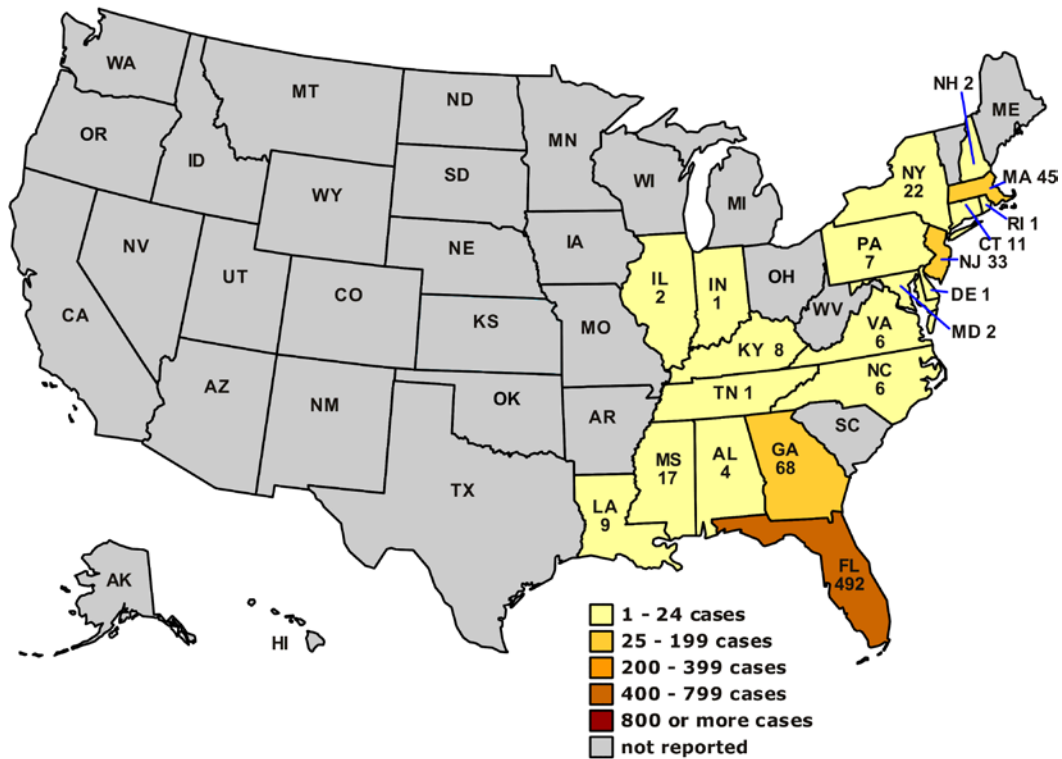


Figure 13. U.S. distribution of 738 reported equine West Nile virus cases in 2001

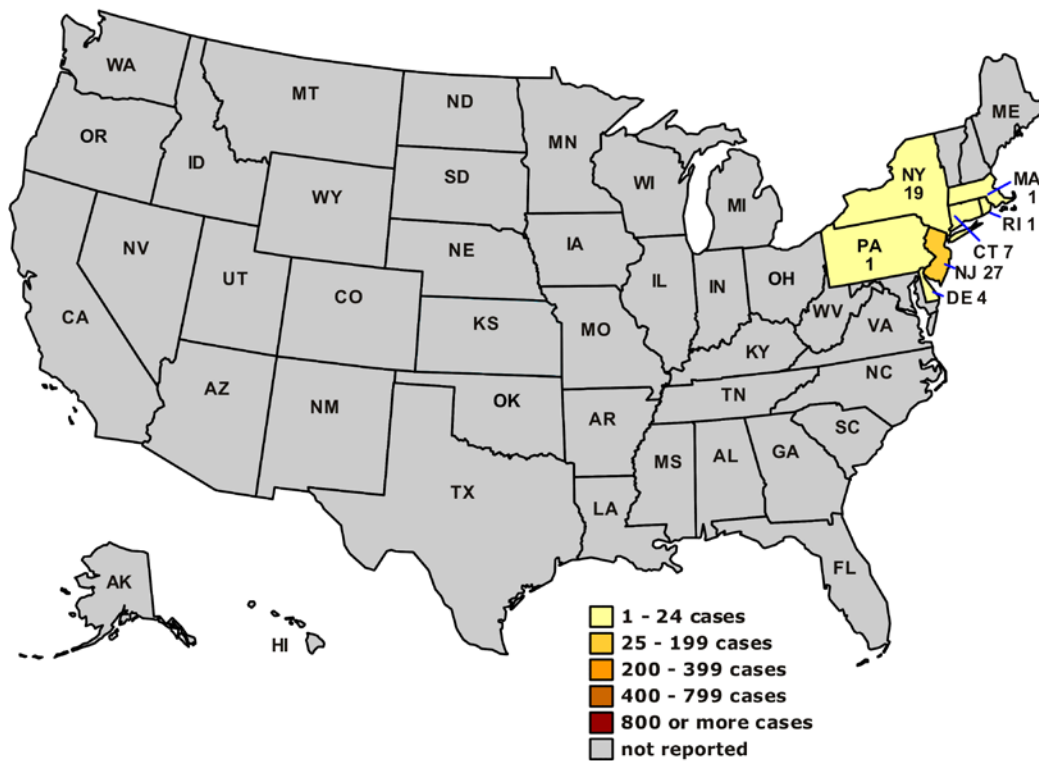


Figure 14. U.S. State distribution of 60 reported equine West Nile virus cases in 2000

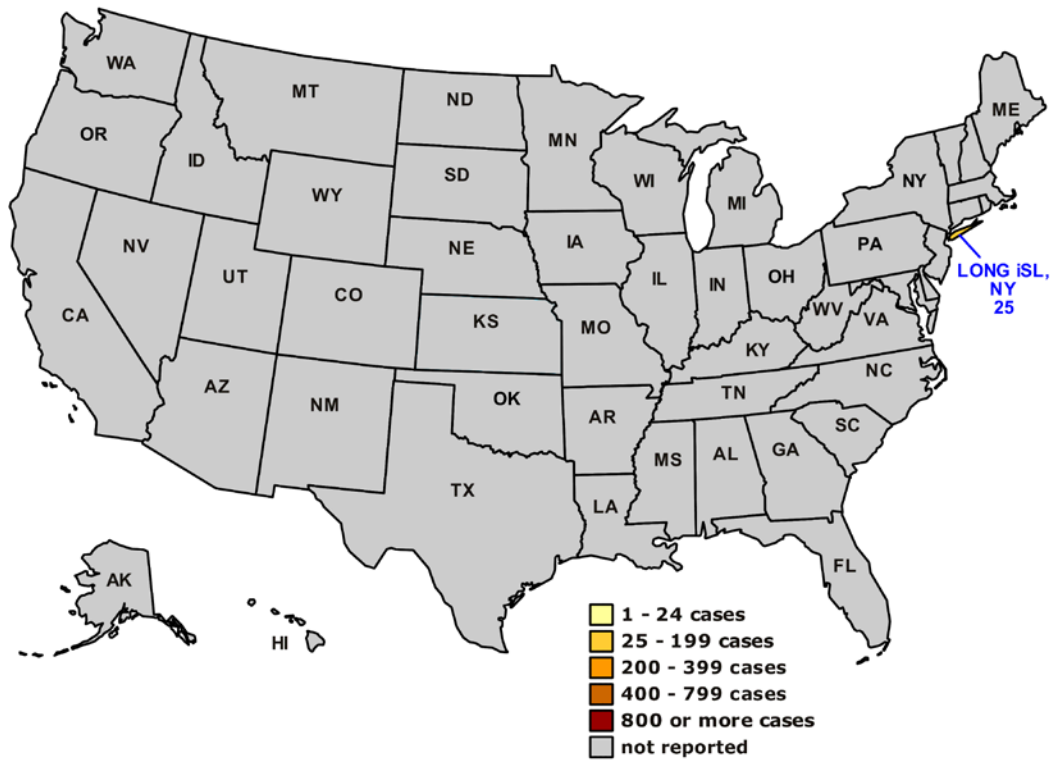


Figure 15. U.S. distribution of 25 reported equine West Nile virus cases in 1999