

---

# 2011 SUMMARY OF WEST NILE VIRUS EQUINE CASES IN THE UNITED STATES

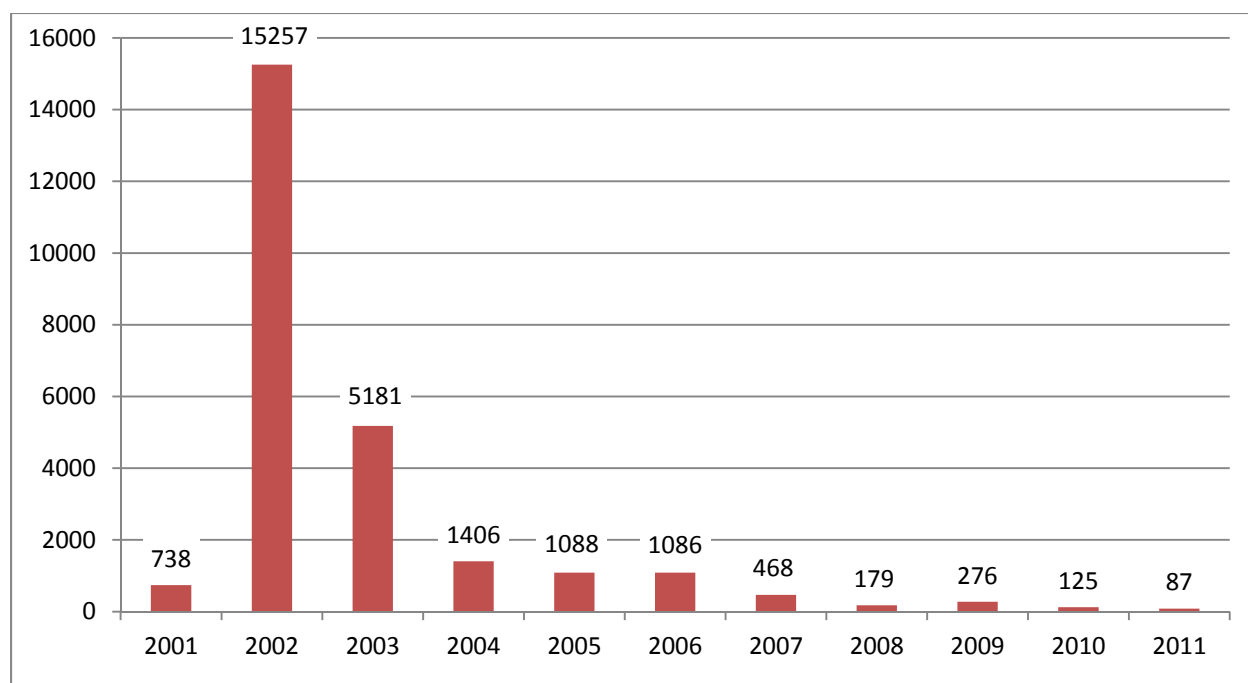
---

PREPARED APRIL 2012

The National Surveillance Unit (NSU) collaborates with the VS National Centers for Animal Health Programs equine staff, the Centers for Disease Control and Prevention (CDC), and State veterinary and public health officials to provide accurate weekly equine arbovirus case reports to stakeholders during the arbovirus transmission season, typically from late June through early November. CDC provides arbovirus case information from its ArboNET reporting system, an electronic-based surveillance and reporting system used to track and report arboviral activity. NSU subsequently disseminates the equine case information weekly to State veterinary officials for their confirmation, and posts the confirmed data on the NAHSS website (<http://www.aphis.usda.gov/vs/nahss/equine/>). This website was developed at the request of the USAHA Infectious Diseases of Horses Committee and the American Horse Council. The site provides timely and accurate equine arbovirus case information to individuals associated with the horse industry, including horse owners, animal health professionals, and regulatory officials, as well as public health officials and those in related academic and research fields.

In calendar year 2011, **30** U.S. States reported **87** equine cases of West Nile virus (WNV). Cases were nearly equally distributed between west (42) and east (45) of the Mississippi River with California (15) and Pennsylvania (9), respectively, reporting the most cases. Overall there has been a declining trend in reported U.S. equine WNV cases since the peak in 2002 (Figure 1). Table 1 shows the total number of cases in each State and county in 2011. Figures 2-14 show statewide equine WNV totals for 1999-2011.

**Figure 1. Reported U.S. Equine Cases of West Nile Virus, 2001-2011**



**Table 1. Number of West Nile virus equine cases reported by State and county, 2011.**

<b>State</b>	<b>County</b>	<b>West Nile Virus Reported Cases</b>
Arizona	Coconino County	1
	Maricopa County	5
	Navajo	1
	Pima County	1
<b>Total cases for Arizona</b>		<b>8</b>
California	Fresno County	5
	Kern County	1
	Los Angeles County	1
	Merced County	3
	Placer County	2
	Tulare County	1
	Yolo County	2
<b>Total cases for California</b>		<b>15</b>
Connecticut	Hartford County	1
	Litchfield County	1
<b>Total cases for Connecticut</b>		<b>2</b>
Delaware	Sussex County	1
<b>Total cases for Delaware</b>		<b>1</b>
Florida	Duval County	1
	Leon County	1
	Sarasota County	1
<b>Total cases for Florida</b>		<b>3</b>
Georgia	Camden County	1
	Richmond County	2
<b>Total cases for Georgia</b>		<b>3</b>
Iowa	Washington County	1
<b>Total cases for Iowa</b>		<b>1</b>
Idaho	Ada County	1
<b>Total cases for Idaho</b>		<b>1</b>
Indiana	Adams County	2
	Lagrange County	1
	Marion	1
	Noble County	1
	Sullivan	1
<b>Total cases for Indiana</b>		<b>6</b>
Kentucky	Fleming County	1
<b>Total cases for Kentucky</b>		<b>1</b>
Massachusetts	Hampshire County	1
<b>Total cases for Massachusetts</b>		<b>1</b>
Maryland	Frederick County	1
	St. Mary	1
<b>Total cases for Maryland</b>		<b>2</b>
Michigan	Van Buren County	1
<b>Total cases for Michigan</b>		<b>1</b>
Minnesota	Kandiyohi County	1
<b>Total cases for Minnesota</b>		<b>1</b>

Mississippi	Pearl River County	1
<b>Total cases for Mississippi</b>		<b>1</b>
North Dakota	Ward County	1
<b>Total cases for North Dakota</b>		<b>1</b>
Nebraska	Deuel County	1
<b>Total cases for Nebraska</b>		<b>1</b>
New Jersey	Monmouth County	1
<b>Total cases for New Jersey</b>		<b>1</b>
New Mexico	San Juan County	1
	Valencia County	1
<b>Total cases for New Mexico</b>		<b>2</b>
Nevada	Churchill County	1
	Lyon County	1
<b>Total cases for Nevada</b>		<b>2</b>
New York	Cortland County	1
	Ontario County	1
	Rensselaer County	2
<b>Total cases for New York</b>		<b>4</b>
Ohio	Lorain County	1
	Wayne County	2
<b>Total cases for Ohio</b>		<b>3</b>
Oregon	Harney County	1
	Malheur County	1
<b>Total cases for Oregon</b>		<b>2</b>
Pennsylvania	Erie County	1
	Franklin County	1
	Juniata County	3
	Lancaster County	1
	Mifflin County	1
	Northumberland County	1
	Tioga County	1
<b>Total cases for Pennsylvania</b>		<b>9</b>
South Dakota	Hand County	1
<b>Total cases for South Dakota</b>		<b>1</b>
Tennessee	Coffee County	1
	Shelby County	2
<b>Total cases for Tennessee</b>		<b>3</b>
Texas	Cooke County	1
	Grayson County	1
	Harris County	1
	Hood County	1
	Kaufman County	1
	McLennan County	1
<b>Total cases for Texas</b>		<b>6</b>
Utah	Iron County	1
<b>Total cases for Utah</b>		<b>1</b>
Virginia	Clarke County	1
<b>Total cases for Virginia</b>		<b>1</b>
Wisconsin	Clark County	3
<b>Total cases for Wisconsin</b>		<b>3</b>
<b>Total Reported West Nile Virus Equine Cases for the United States</b>		<b>87</b>

Figure 2. U.S. State distribution of 82 reported equine West Nile virus cases in 2011

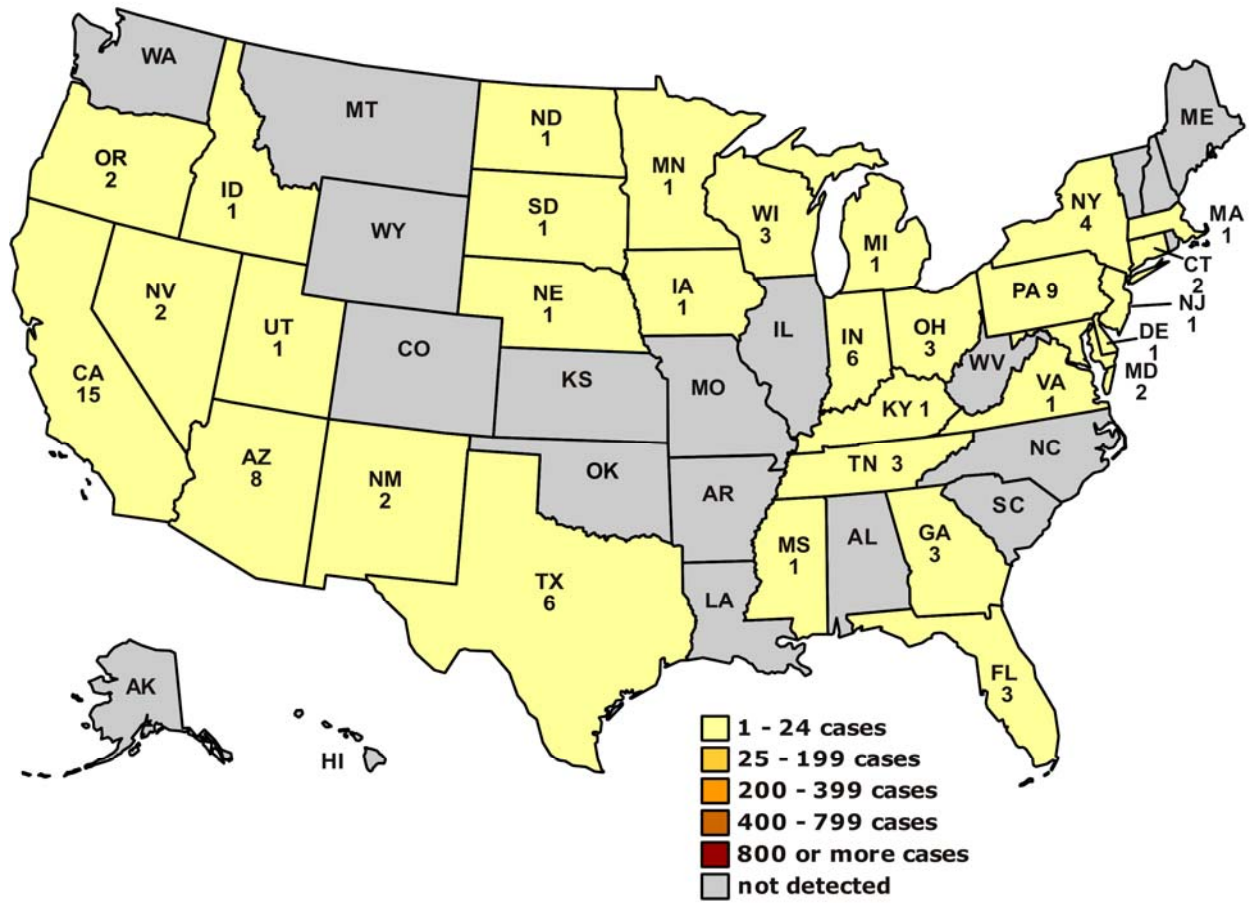


Figure 3. U.S. State distribution of 125 reported equine West Nile virus cases in 2010

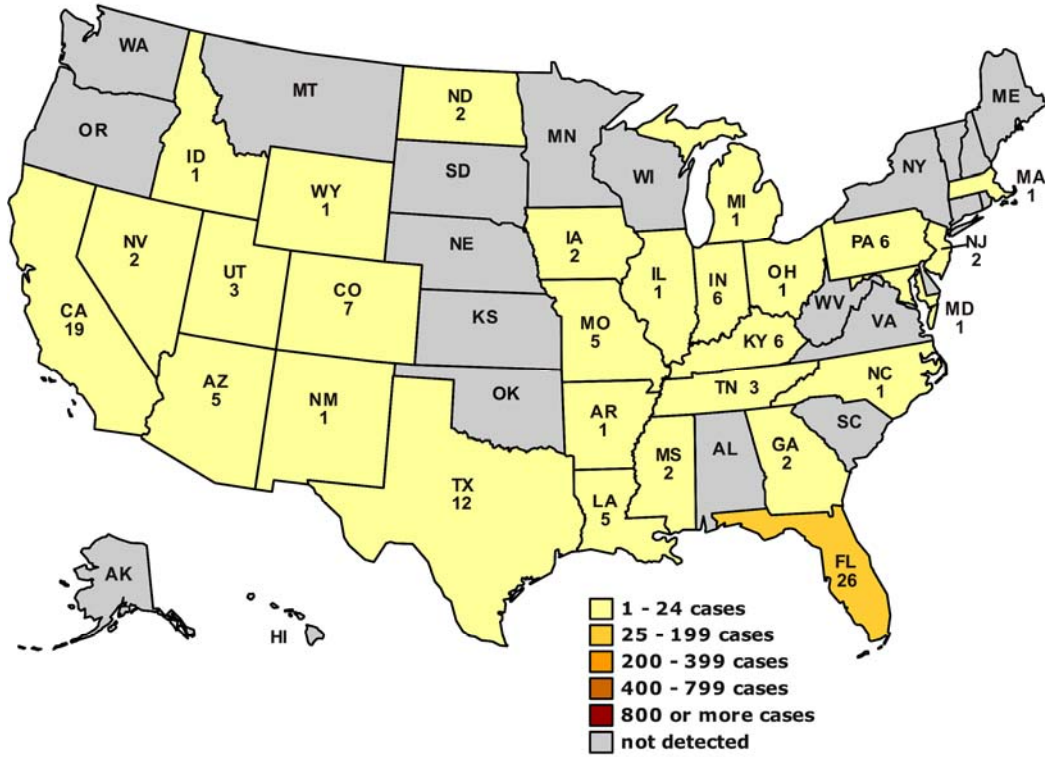


Figure 4. U.S. State distribution of 276 reported equine West Nile virus cases in 2009

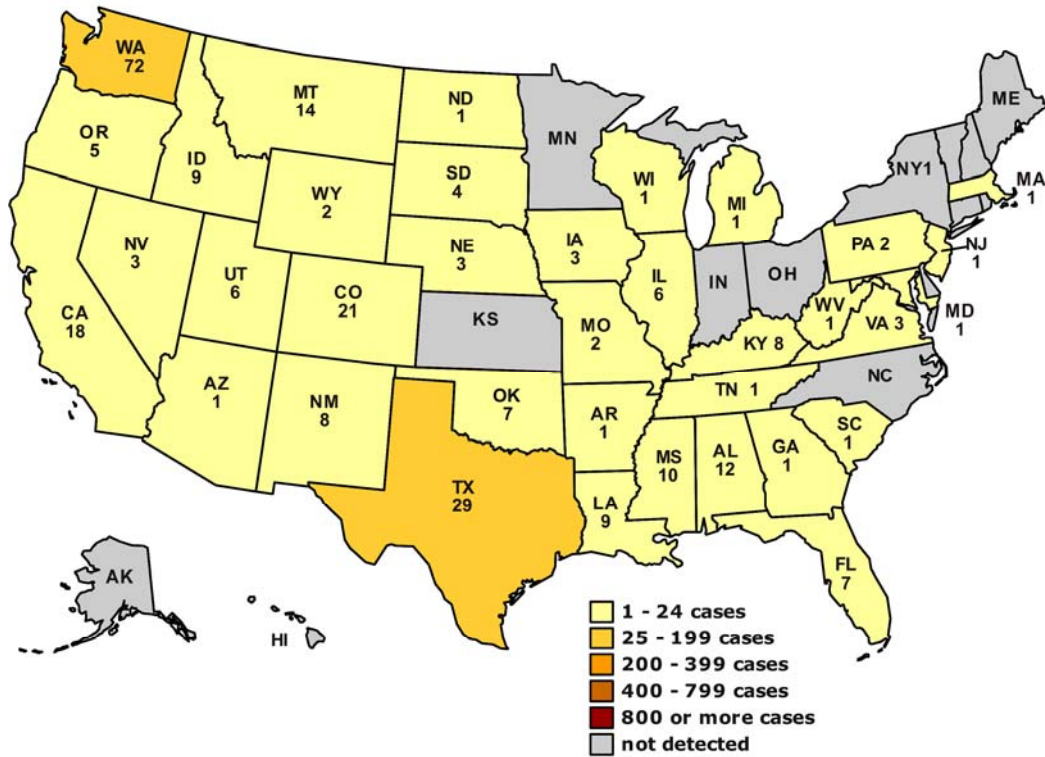


Figure 5. U.S. State distribution of 179 reported equine West Nile virus cases in 2008

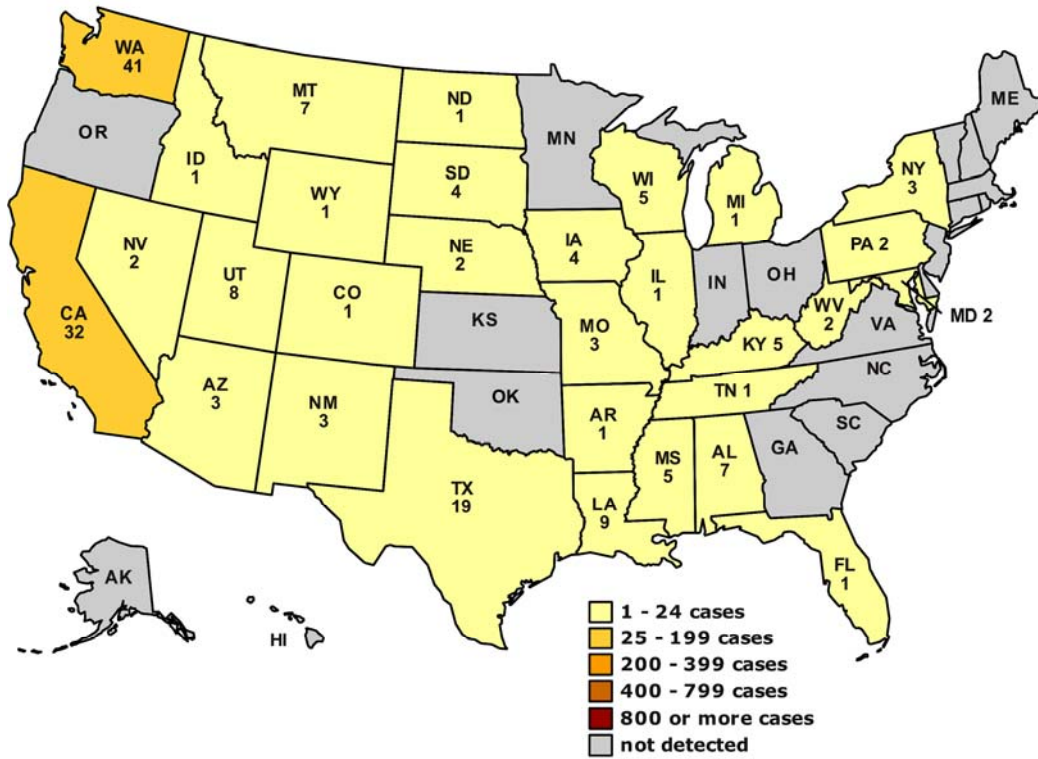


Figure 6. U.S. State distribution of 468 reported equine West Nile virus cases in 2007

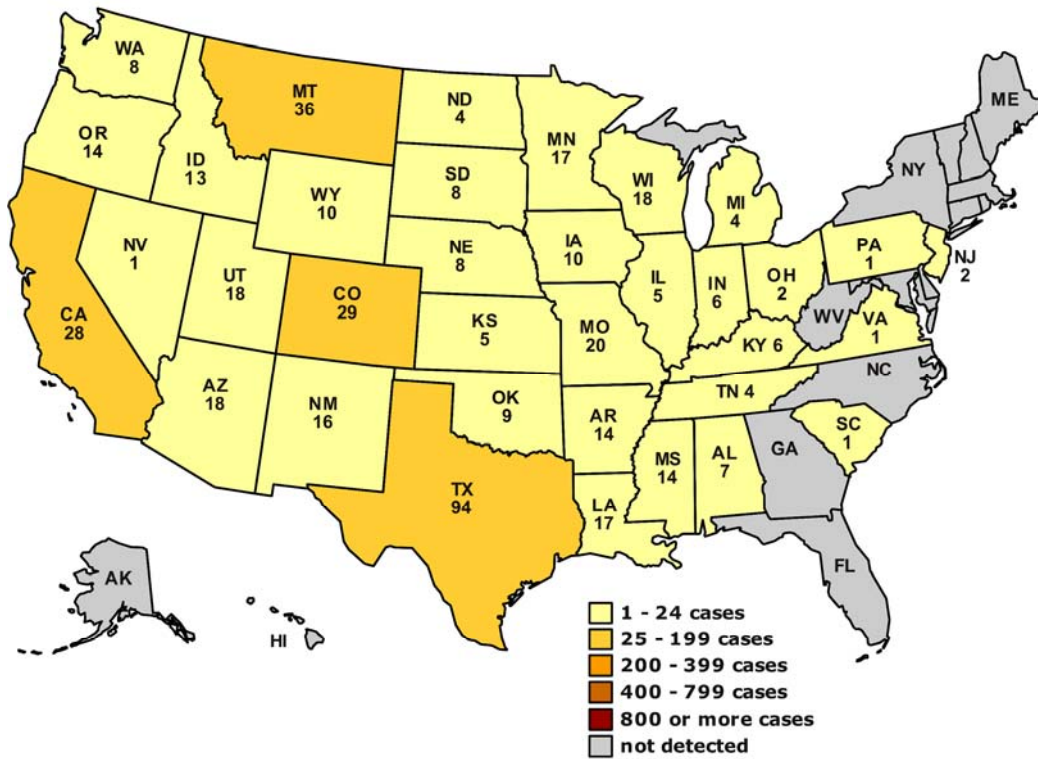


Figure 7. U.S. State distribution of 1,086 reported equine West Nile virus cases in 2006

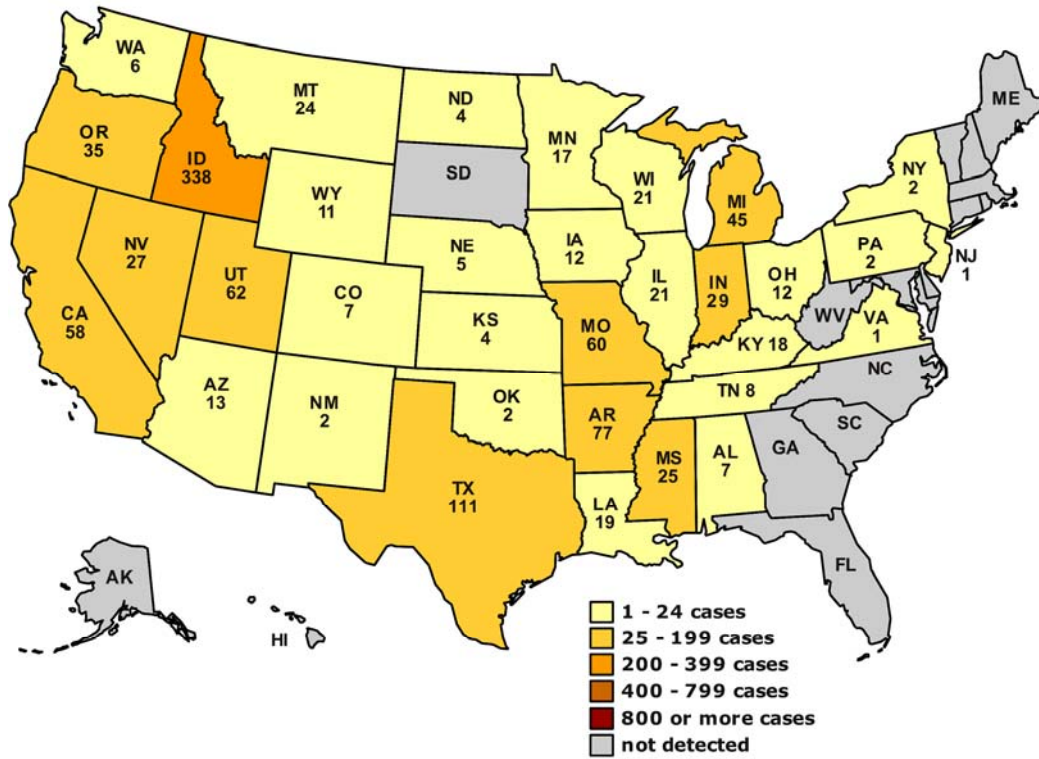


Figure 8. U.S. State distribution of 1,088 reported equine West Nile virus cases in 2005

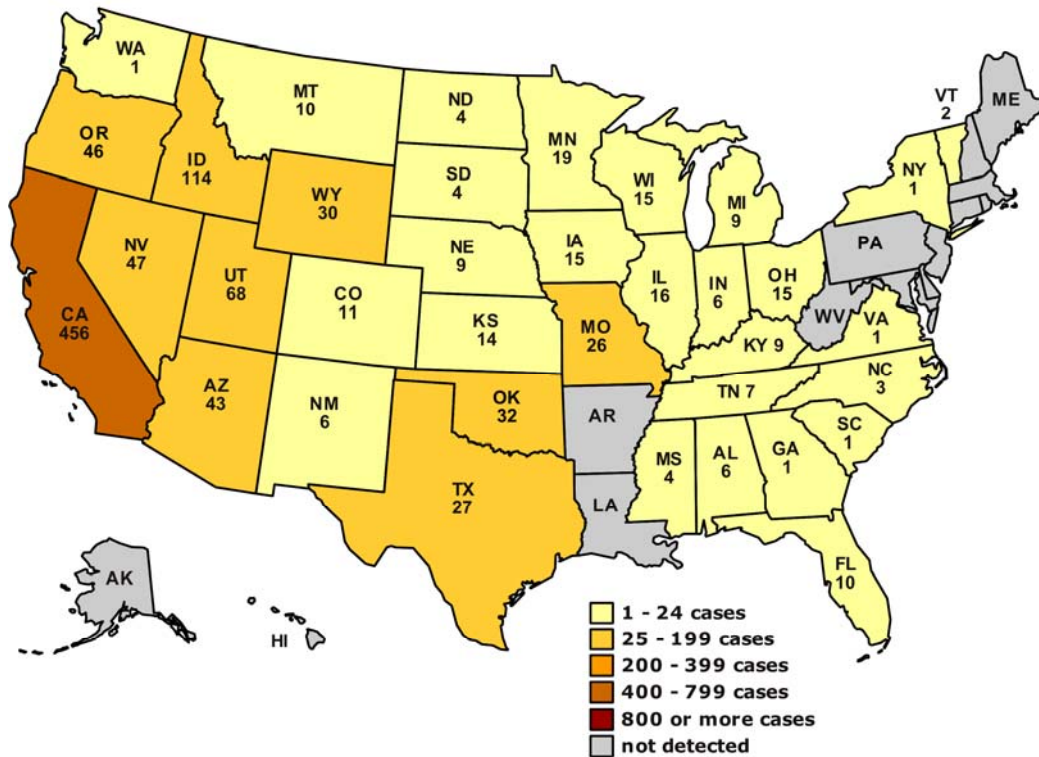


Figure 9. U.S. State distribution of 1,406 reported equine West Nile virus cases in 2004

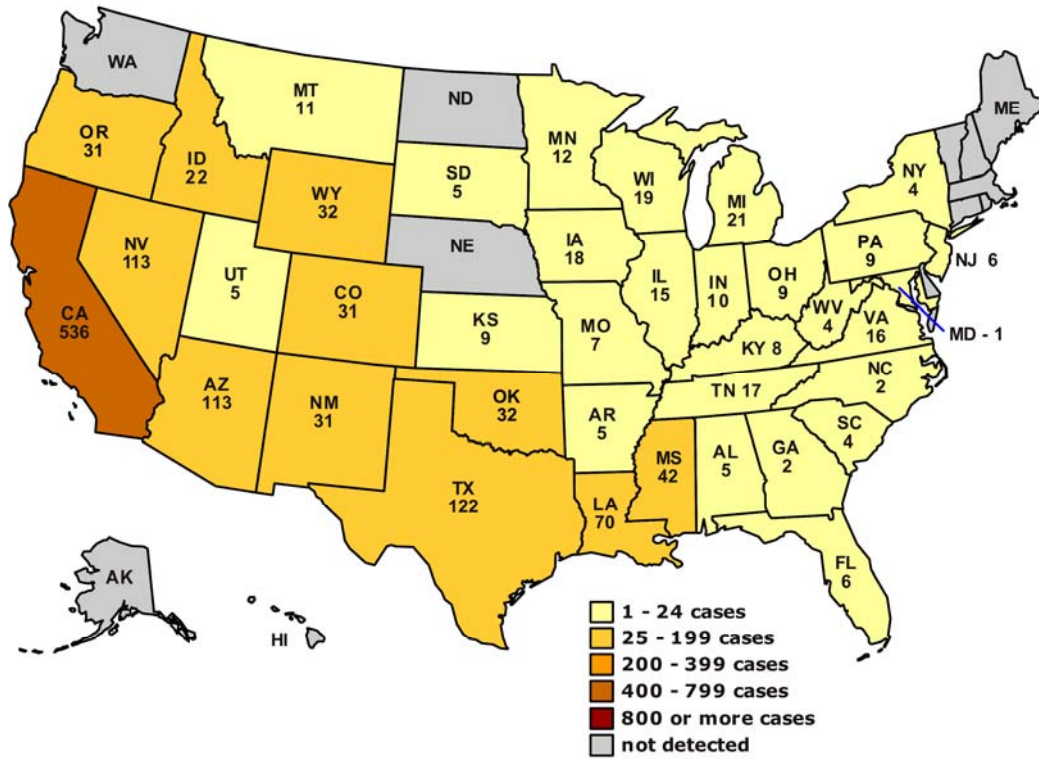


Figure 10. U.S. State distribution of 5,181 reported equine West Nile virus cases in 2003

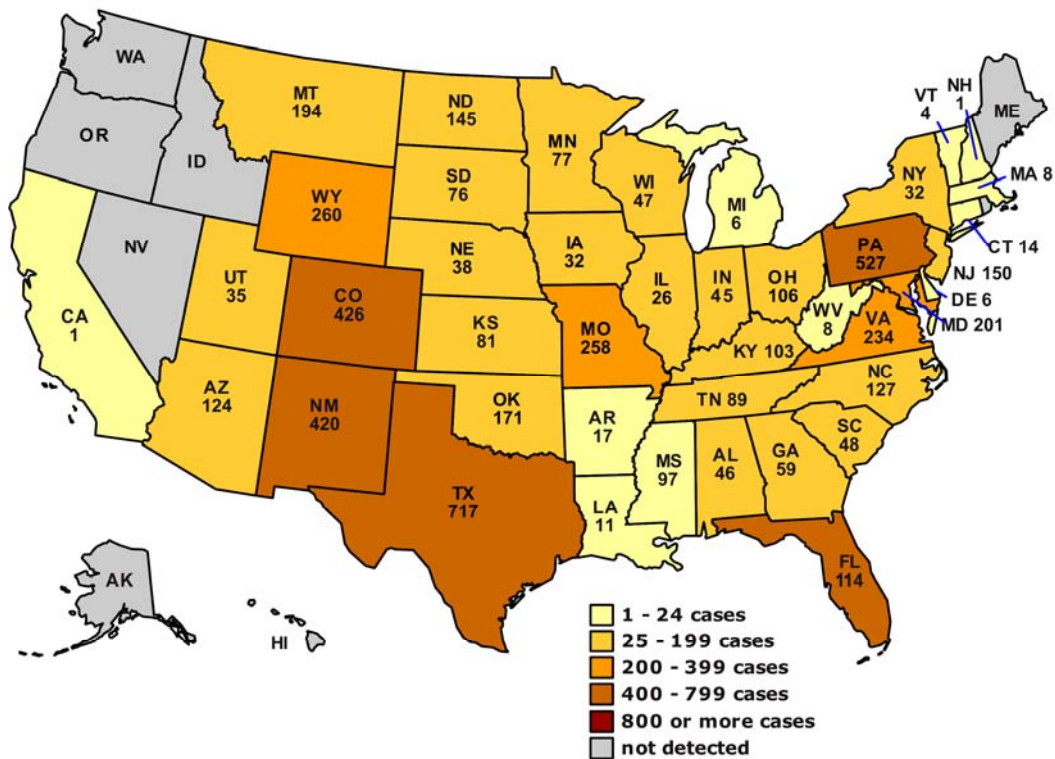




Figure 11. U.S. State distribution of 15,257 reported equine West Nile virus cases in 2002

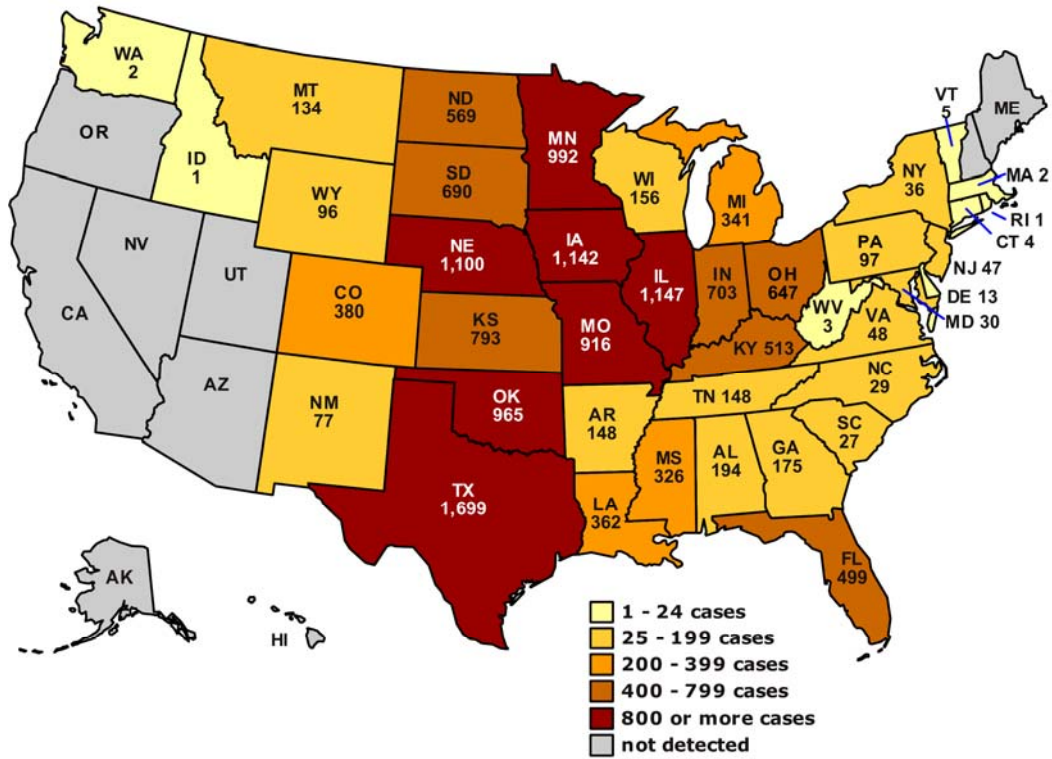


Figure 12. U.S. State distribution of 738 reported equine West Nile virus cases in 2001

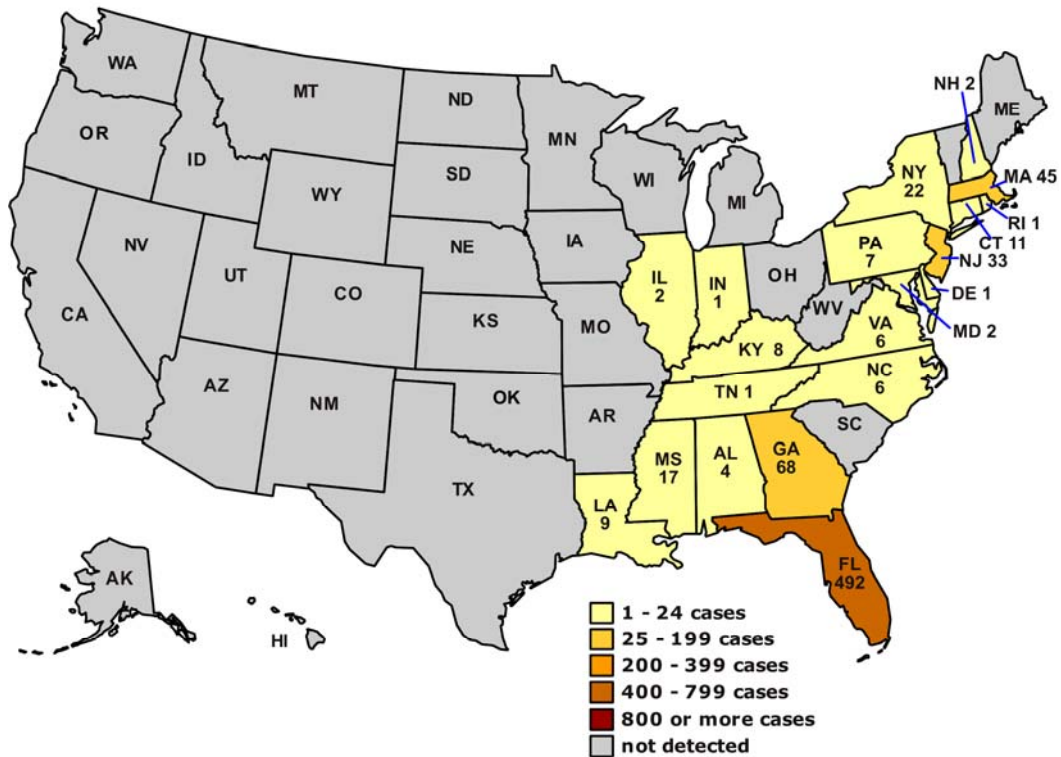


Figure 13. U.S. State distribution of 60 reported equine West Nile virus cases in 2000

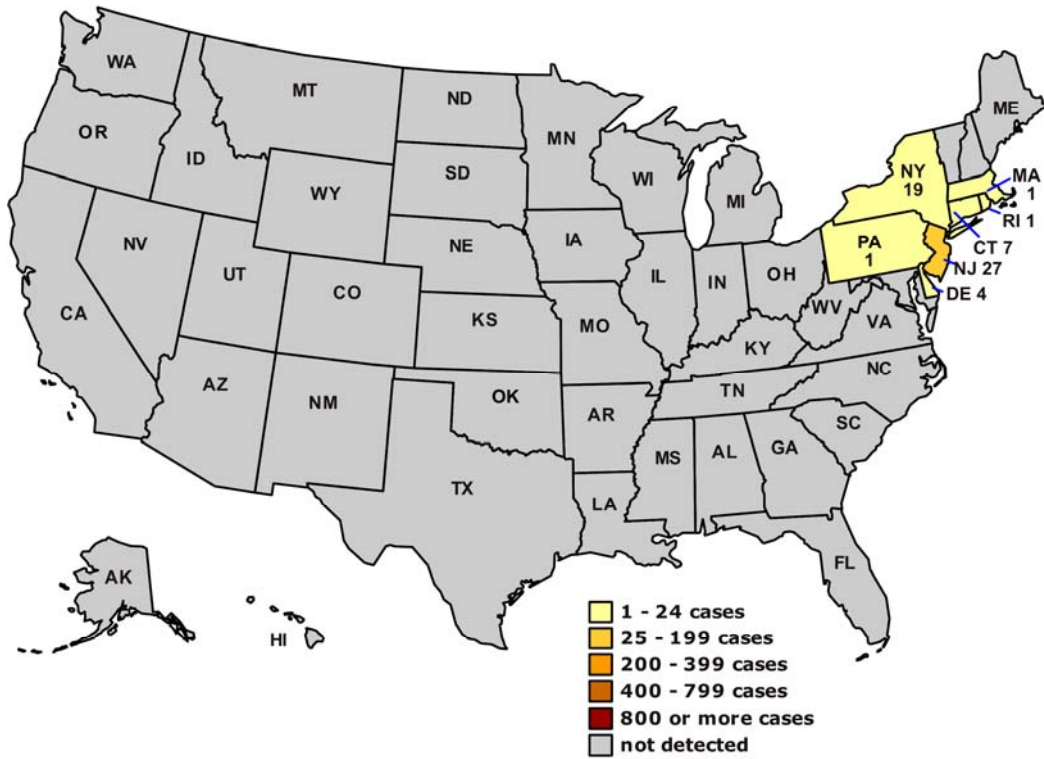


Figure 14. U.S. State distribution of 25 reported equine West Nile virus cases in 1999

