

# 2010 SUMMARY OF EASTERN EQUINE ENCEPHALITIS CASES IN THE UNITED STATES

PREPARED MAY 2011

The National Surveillance Unit (NSU) collaborates with the VS National Centers for Animal Health Programs equine staff, the Centers for Disease Control and Prevention (CDC), and State veterinary and public health officials to provide accurate weekly equine arbovirus case reports to stakeholders during the arbovirus transmission season, typically from late June through early November. CDC provides arbovirus case information from its ArboNET reporting system, an electronic-based surveillance and reporting system used to track and report arboviral activity. NSU subsequently disseminates the equine case information weekly to State veterinary officials for their confirmation, and posts the confirmed data on the NAHSS Web site (<http://aphis.usda.gov/vs/nahss/equine/>). The Web site was developed at the request of the USAHA Infectious Diseases of Horses Committee and the American Horse Council. This site is intended to provide timely and accurate equine arbovirus case information to individuals associated with the horse industry, including horse owners, animal health professionals, and regulatory officials, as well as public health officials and those in related academic and research fields.

In calendar year 2010, there were **247** equine cases of eastern equine encephalitis (EEE) reported from **18** States. The following table shows the total number of cases in each State and county in 2010. Figures 1-8 are maps showing statewide equine EEE cases for 2003-2010.

**Table 1. Number of eastern equine encephalitis cases in horses in each State and county in 2010.**

State	County	Total Eastern Equine Encephalitis reported cases
<b>Alabama</b>		<b>11</b>
	Baldwin County	2
	Clay County	1
	Elmore County	1
	Escambia County	3
	Greene	1
	Houston County	1
	Marion County	1
	Washington County	1
<b>Florida</b>		<b>92</b>
	Alachua County	1
	Baker County	1
	Clay County	2
	Collier County	4
	Duval County	1
	Escambia County	1
	Glades County	3



Gulf County	1
Hardee County	1
Hendry County	1
Hillsborough County	5
Holmes County	2
Jackson County	4
Jefferson County	3
Lake County	6
Leon County	2
Levy County	1
Liberty County	1
Madison County	2
Manatee County	1
Marion County	5
Martin County	1
Miami-Dade County	4
Okaloosa County	1
Okeechobee County	4
Orange County	1
Osceola County	7
Palm beach County	2
Pasco County	3
Polk County	4
Putnam County	2
Santa Rosa County	1
Seminole County	3
St. Johns County	1
Volusia County	2
Walton County	1
Washington County	7
<b>Georgia</b>	<b>11</b>
Atkinson County	1
Bibb County	1
Brantley County	1
Brooks County	2
Burke County	2
Dougherty County	1
Echols County	1
Glynn County	1
Worth County	1
<b>Illinois</b>	<b>1</b>
Cook County	1
<b>Indiana</b>	<b>10</b>
Adams County	4
Elkhart County	3

	Jay County	1
	Lagrange	1
	St. Joseph County	1
<b>Louisiana</b>		<b>16</b>
	Acadia	1
	Ascension	1
	Assumption	1
	Jackson	1
	Lafourche	2
	Sabine	1
	St. James	2
	St. Mary	2
	Terrebonne	2
	Vermilion	2
	Washington	1
<b>Massachusetts</b>		<b>4</b>
	Plymouth County	2
	Worcester County	2
<b>Michigan</b>		<b>56</b>
	Allegan County	6
	Barry County	16
	Calhoun County	11
	Cass County	5
	Clare	1
	Eaton County	2
	Jackson County	2
	Kalamazoo County	6
	Livingston County	2
	Oakland County	2
	St. Joseph County	3
<b>Mississippi</b>		<b>19</b>
	George County	3
	Hancock County	2
	Harrison County	3
	Jackson County	3
	Jones county	1
	Pearl River County	2
	Pike County	1
	Scott County	1
	Wayne County	3
<b>North Carolina</b>		<b>6</b>
	Beaufort County	1
	Columbus County	1
	Hoke County	2
	Richmond County	1
	Robeson County	1

New Hampshire		<b>1</b>
	Carroll County	1
New Jersey		<b>1</b>
	Monmouth County	1
New York		<b>10</b>
	Oneida County	1
	Onondaga County	3
	Oswego county	6
Ohio		<b>4</b>
	Mercer County	2
	Sandusky County	1
	Williams County	1
South Carolina		<b>2</b>
	Lee County	1
	Marlboro County	1
Texas		<b>1</b>
	Ellis County	1
Virginia		<b>1</b>
	Suffolk County	1
Wisconsin		<b>1</b>
	Racine County	1
<b>Total equine eastern equine encephalitis cases for the United States</b>		<b>247</b>

Figure 1. Map showing 247 total eastern equine encephalitis cases in horses in each State in 2010

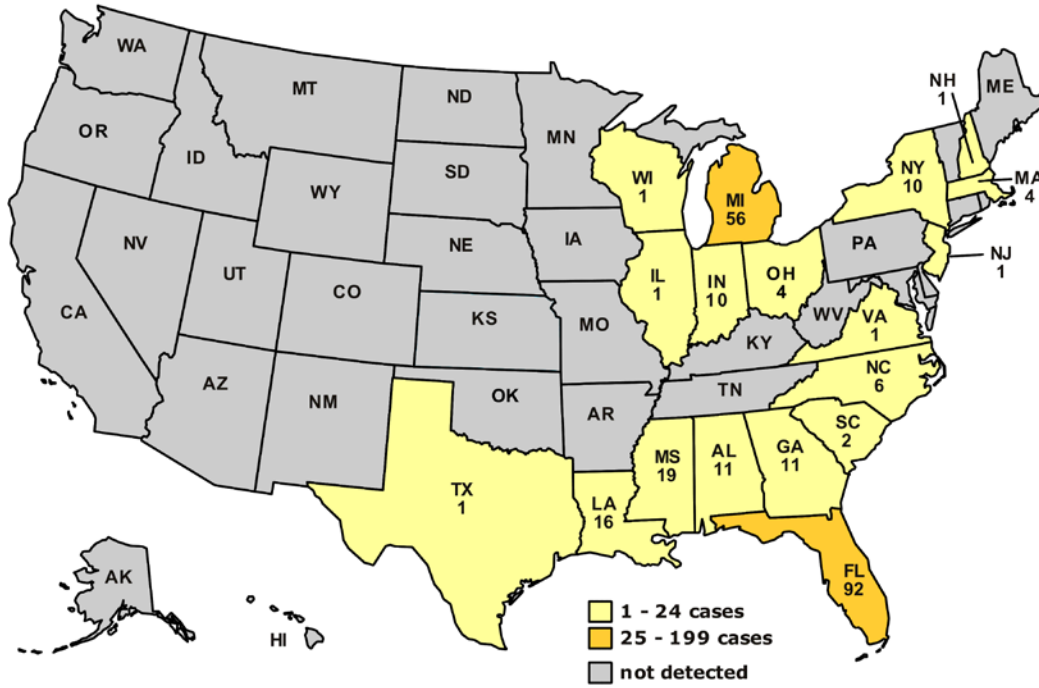


Figure 2. Map showing 301 total eastern equine encephalitis cases in horses in each State in 2009

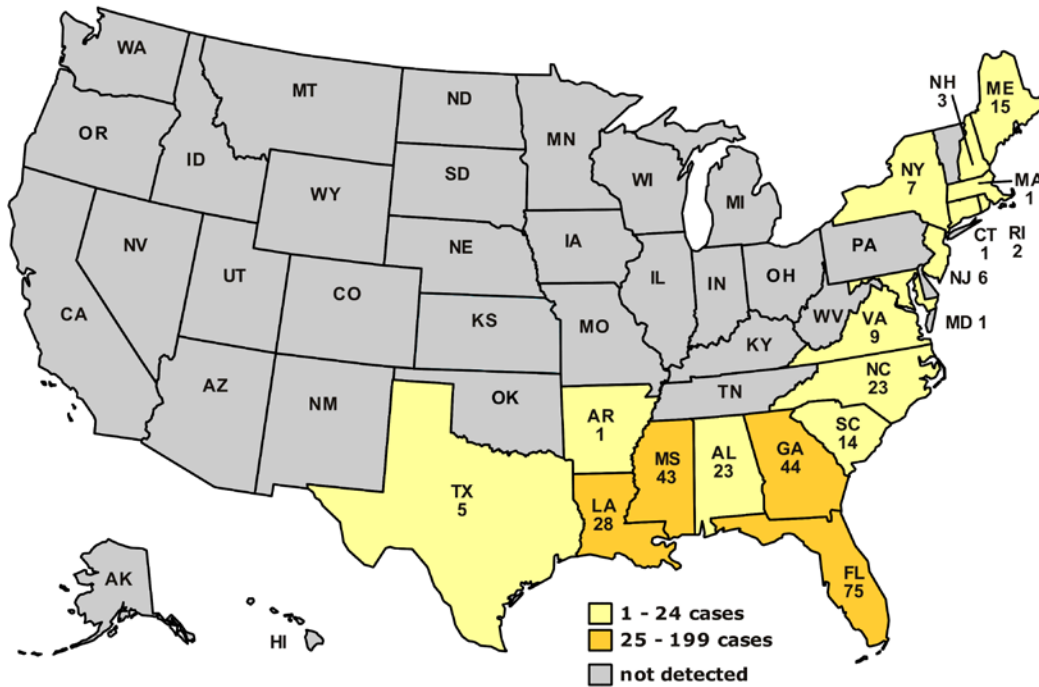


Figure 3. Map showing 185 total eastern equine encephalitis cases in horses in each State in 2008

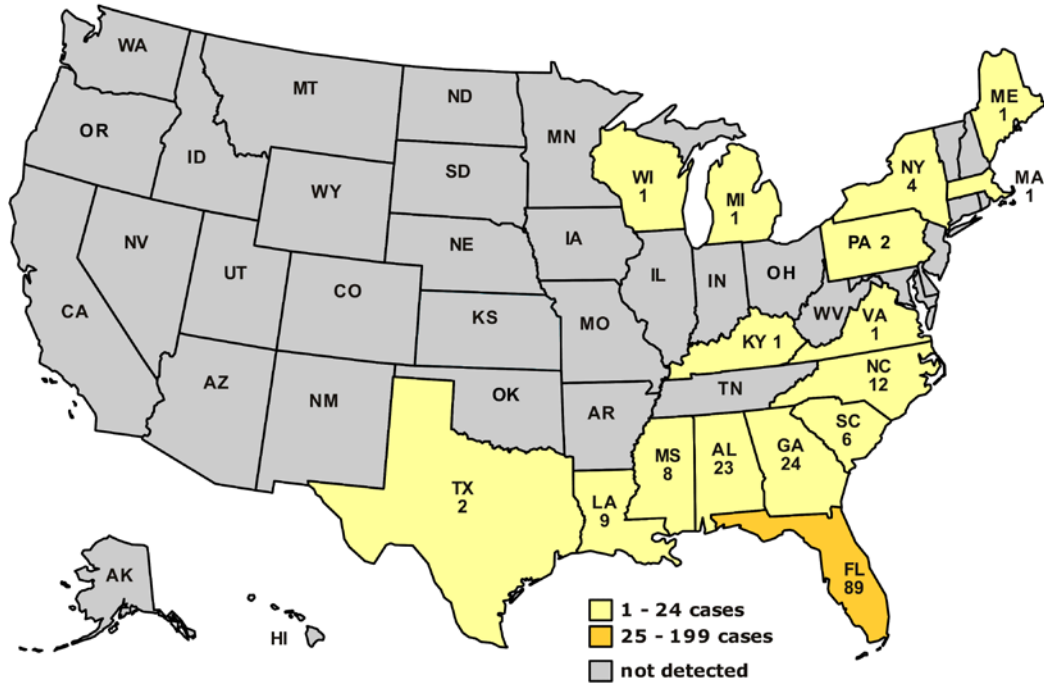


Figure 4. Map showing 206 total eastern equine encephalitis cases in horses in each State in 2007

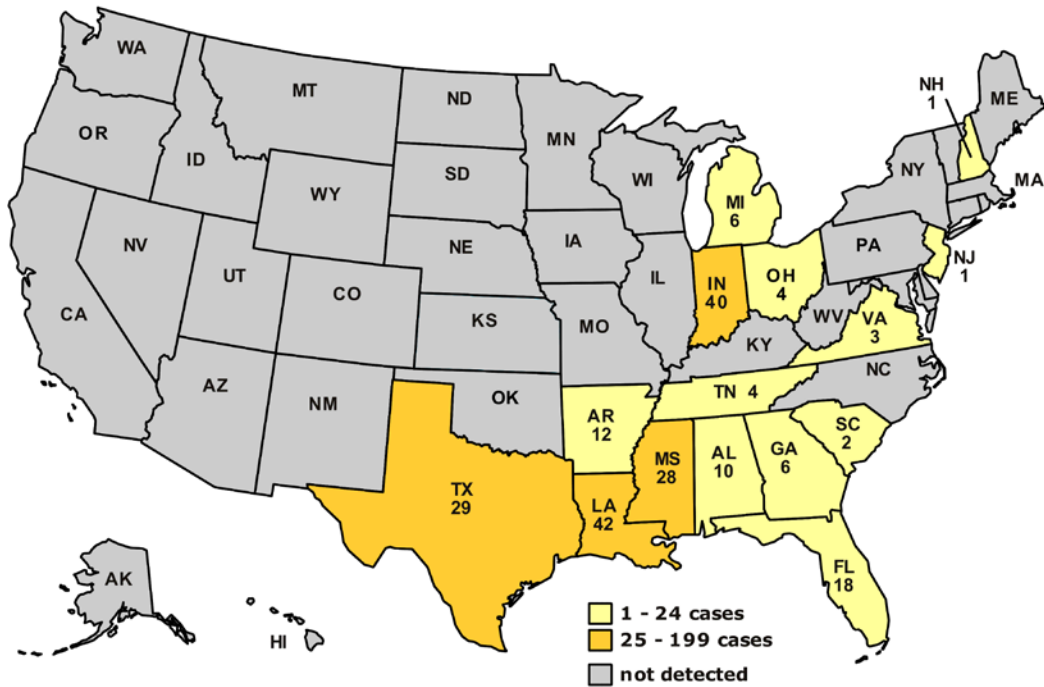


Figure 5. Map showing 111 total eastern equine encephalitis cases in horses in each State in 2006

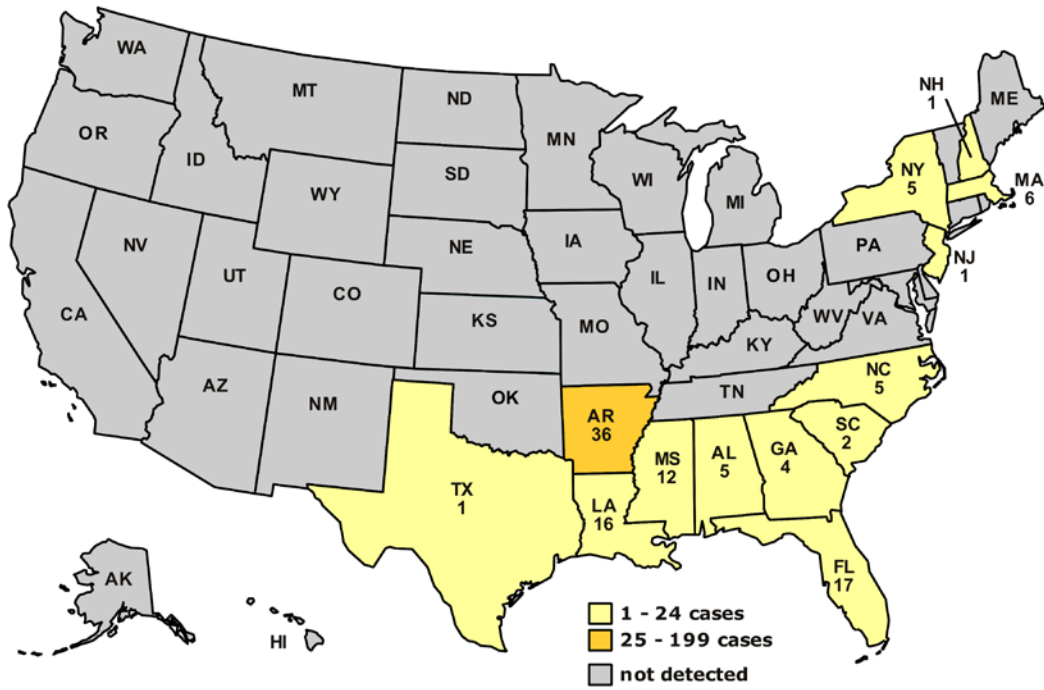


Figure 6. Map showing 330 total eastern equine encephalitis cases in horses in each State in 2005

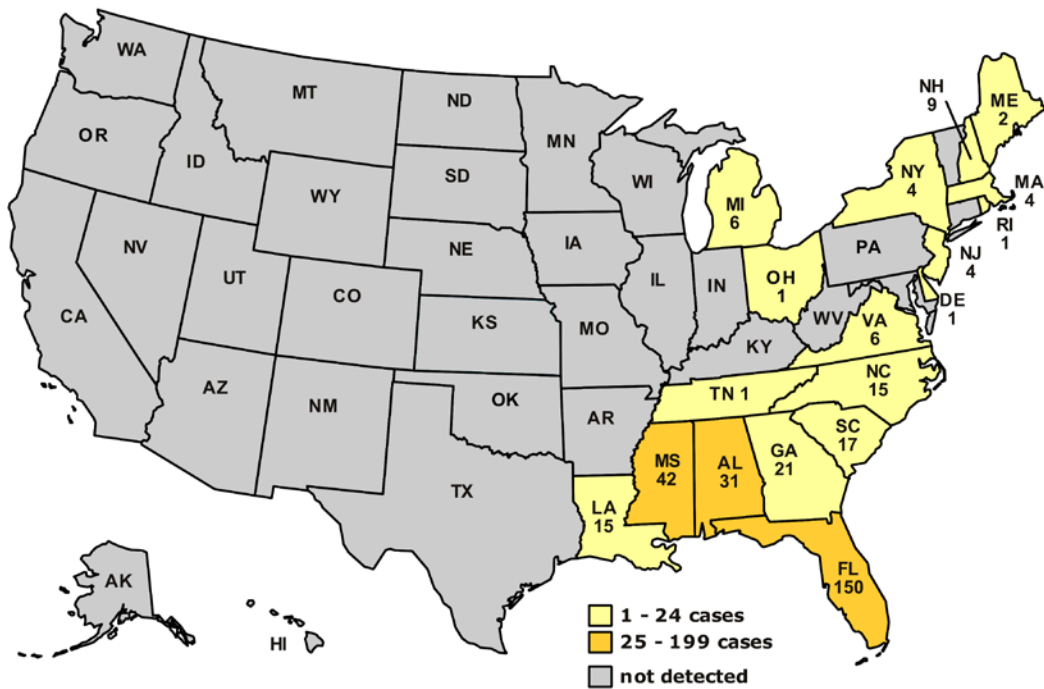


Figure 7. Map showing 133 total eastern equine encephalitis cases in horses in each State in 2004

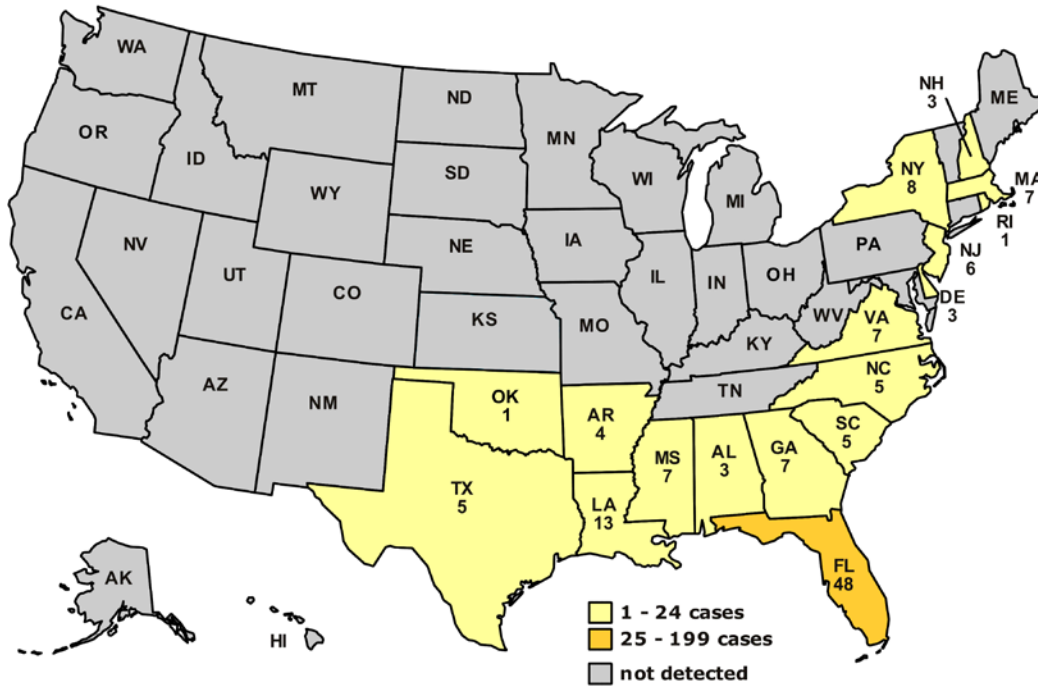


Figure 8. Map showing 712 total eastern equine encephalitis cases in horses in each State in 2003

