

SPOTTED LANTERNFLY

Checklist for Residents


Help keep spotted lanternfly from spreading. Before you travel or move any items stored outdoors within or out of areas known to have the spotted lanternfly, check for and remove all stages of this harmful pest. Here's what to look for.

LIFE STAGES

EGG MASS FOUND SEPT-JUNE



EARLY STAGE NYMPH FOUND LATE APRIL-JULY



LATE STAGE NYMPH FOUND JULY-SEPT



ADULT FOUND JULY-DEC



Above images by Pennsylvania Department of Agriculture

COMMON EGG MASS LOCATIONS

Spotted lanternfly egg masses can be laid on any surface and need a careful eye for inspection! Below are some examples of egg masses on outdoor objects.



Brandon Zimmerman




Jenny Armstrong Powell




Heather Leach



Zil Fessler



Lori LaCava Beatrice



Liz Willow

Do Your Part To Help Stop This Invader



Look before you leave! Any of the items below could carry spotted lanternfly to new locations. Use this checklist to inspect for spotted lanternfly before you travel or move these items from areas known to have it.

Vehicles

- Behind side mirrors
- Bumpers and wheel wells
- Under and inside vehicle
- Windshield wiper area

Recreational or Camping Items

- Backpacks
- Bicycles
- Boats/boat trailers
- Campers
- Folding chairs
- Ice chests
- Motor homes
- Motorcycles
- Recreational vehicles
- Snowmobiles
- Sports equipment
- Tarps
- Tents
- Other _____

Children's Playthings

- Bicycles, scooters
- Kiddie pools
- Playhouses
- Sandboxes
- Yard games
- Other _____

Outdoor Household Items

- Barrels
- Cardboard or wooden boxes
- Firewood
- Outdoor furniture/lights
- Outdoor poles
- Plant containers
- Propane or oil tanks
- Refrigerators/freezers
- Shutters
- Storage sheds
- Storm/screen doors and windows
- Trash cans

- Window awnings

- Other _____

Building Materials

- Bricks/cinder blocks
- Cement mixing tubs
- Lumber
- Pipes
- Roofing materials
- Skid steers/forklifts
- Tools and toolboxes
- Workbenches
- Other _____

Yard and Garden Items

- Backhoes
- Barbecue grills
- Carts
- Cold frames
- Dog houses, rabbit sheds, chicken coops, etc.
- Fencing
- Garden tillers
- Garden tools

- Lawnmowers
- Sign and posts
- Storage sheds
- Tractors and trailers
- Trees, shrubs, and plants
- Yard decorations
- Other _____

Check yourself for spotted lanternfly nymphs or adults before getting into any vehicle.

If you find any life stage of spotted lanternfly, destroy it immediately. For egg masses, be sure to crush all eggs evenly. Or, you can place any life stage of spotted lanternfly in a container with rubbing alcohol or hand sanitizer to destroy it.

Learn More

www.aphis.usda.gov

(search "Spotted Lanternfly")