

SPOT THE ASIAN LONGHORNED BEETLE.

BEFORE IT SPOTS YOUR TREES.



Once the Asian longhorned beetle infests a tree, there is no cure. The only thing you can do is look for and report it before it has the chance to destroy your trees — and everything they mean to you. Thousands of hardwood trees in the United States have been lost to the Asian longhorned beetle. The best line of defense against this devastating pest is you.

**AUGUST
IS TREE
CHECK
MONTH.**

Take 10 minutes
and check your
trees for the beetle
and any signs of
damage it causes.

**FIND IT. REPORT IT.
SAVE TREES.**

ASIANLONGHORNEDBEETLE.COM

U.S. Department of Agriculture



SPOT THE ASIAN LONGHORNED BEETLE.

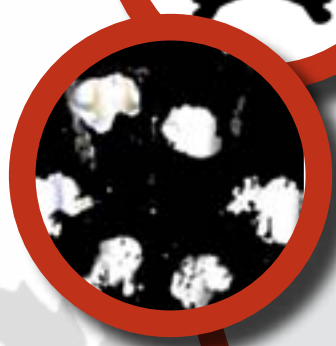
BEFORE



THE ASIAN LONGHORNED BEETLE

Feeds on and ultimately

kills trees



Generally 1 inch to 1.5 inches in length with six legs and a shiny

**black body with
random white spots**

**Bores
into the
heartwood**

where treatments
can't reach it



Once the Asian longhorned beetle infests a tree, there is no cure. The only thing you can do is look for and report it before it has the chance to destroy your trees — and everything they mean to you. Thousands of hardwood trees in the United States have been lost to the Asian longhorned beetle. The best line of defense against this devastating pest is you.

**FIND IT. REPORT IT.
SAVE TREES.**

ASIANLONGHORNEDBEETLE.COM

U.S. Department of Agriculture



SPOT THE ASIAN LONGHORNED BEETLE.

BE IT SPOT YOUR TREES.



Ash

Birch



Golden Raintree

**WHAT TREES ARE
ATTACKED?**



Willow



Hackberry



Poplar



**London
Planetree**



Mimosa



**Horse-
chestnut**



Maple



Mountain Ash



Elm



Katsura



Once the Asian longhorned beetle infests a tree, there is no cure. The only thing you can do is look for and report it before it has the chance to destroy your trees — and everything they mean to you. Thousands of hardwood trees in the United States have been lost to the Asian longhorned beetle. The best line of defense against this devastating pest is you.

More than
80,000
trees lost so far

**FIND IT. REPORT IT.
SAVE TREES.**

ASIANLONGHORNEDBEETLE.COM

U.S. Department of Agriculture



SPOT THE ASIAN LONGHORNED BEETLE.

BEFORE IT SPOTS YOUR TREES.

WHERE IS IT NOW?

3 states
with regulations

**Massachusetts,
New York,
and Ohio**

and the
other **47** states
are at **risk**



Once the Asian longhorned beetle infests a tree, there is no cure. The only thing you can do is look for and report it before it has the chance to destroy your trees — and everything they mean to you. Thousands of hardwood trees in the United States have been lost to the Asian longhorned beetle. The best line of defense against this devastating pest is you.

FIND IT. REPORT IT.
SAVE TREES.

ASIANLONGHORNEDBEETLE.COM

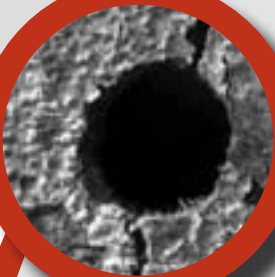
U.S. Department of Agriculture



SPOT THE ASIAN LONGHORNED BEETLE.

BEFORE IT SPOTS YOUR TREES.

WHAT ARE THE SIGNS?



**Dime-sized
exit holes**



**Shallow
scars in bark**



**Sawdust-like
material
around
tree**

**Dead
branches**



The beetle



Once the beetle infests your trees, there is no cure. The only thing you can do is look for and remove the beetle before it has the chance to destroy your trees — and everything they mean to you. Thousands of hardwood trees in the United States have been lost to the Asian longhorned beetle. The best line of defense against this devastating pest is you.

**FIND IT. REPORT IT.
SAVE TREES.**

ASIANLONGHORNEDBEETLE.COM

U.S. Department of Agriculture




SPOT THE ASIAN LONGHORNED BEETLE.

BEFORE IT SPOTS YOUR TREES.



**CHECKING YOUR
TREES IS EASY.**
Set aside 10 minutes in August.



Target
area trees

Look
for signs



Report
any sightings



**AUGUST
IS TREE
CHECK
MONTH.**

It only takes 10 minutes
to stop the beetle and
save more trees.

trees in the United States
have been lost to the Asian
longhorned beetle. The best
line of defense against this
devastating pest is you.

**FIND IT. REPORT IT.
SAVE TREES.**

ASIANLONGHORNEDBEETLE.COM

U.S. Department of Agriculture

