

**Syngenta and Bayer Petition 12-215-01p for
Determination of Non-regulated Status of
Herbicide Tolerant Event SYHT0H2
Soybean (*Glycine max*)**

**OECD Unique Identifier:
SYN-ØØØH2-5**

ENVIRONMENTAL REPORT

April 2013

Table of Contents

ACRONYMS AND ABBREVIATIONS.....	vii
1 PURPOSE AND NEED	1
1.1 Regulatory Authority	1
1.1.1 Animal and Plant Health Inspection Service	1
1.1.2 Environmental Protection Agency	2
1.1.3 Food and Drug Administration	3
1.2 Petition for Determination of Nonregulated Status: Herbicide-Tolerant SYHT0H2 Soybean	3
1.3 Purpose of and Need for Product.....	4
1.4 Purpose and Need for APHIS Action	5
1.5 Public Involvement.....	5
1.6 Resources Considered.....	5
2 AFFECTED ENVIRONMENT	7
2.1 Soybean Biology.....	7
2.2 Agricultural Production of Soybean	9
2.2.1 Current and Projected Acreage and Range of Soybean Production	9
2.2.2 Agronomic Practices.....	11
2.2.3 Commercial Soybean Production and Uses.....	30
2.3 Physical Environment.....	37
2.3.1 Soil	37
2.3.2 Water Quality.....	39
2.3.3 Air Quality	40
2.3.4 Climate.....	41
2.4 Biological Resources	42
2.4.1 Animal Communities.....	42
2.4.2 Plant Communities.....	43
2.4.3 Soil Microorganisms.....	44
2.4.4 Biodiversity.....	44
2.4.5 Gene Movement in the Natural Environment.....	47
2.5 Public Health.....	48
2.5.1 Human Health	48
2.5.2 Worker Safety	50
2.5.3 Animal (Livestock) Health	51
2.6 Socioeconomic Factors	51
2.6.1 Domestic Trade Environment.....	52
2.6.2 Foreign Trade Environment.....	54
2.6.3 Social and Economic Environment.....	56

3	ALTERNATIVES.....	59
3.1	No Action: Continuation as a Regulated Article	59
3.2	Preferred Alternative: Determination that SYHT0H2 Soybean is No Longer a Regulated Article	59
3.3	Comparison of Alternatives	60
4	ENVIRONMENTAL CONSEQUENCES.....	63
4.1	Introduction.....	63
4.1.1	Scope of the Environmental Analysis.....	63
4.1.2	Methodology	64
4.1.3	Assumptions.....	65
4.2	Soybean Production	66
4.2.1	Acreage and Areas of Soybean Production	67
4.2.2	Agronomic Practices.....	68
4.2.3	Commercial Soybean Production and Uses.....	76
4.3	Physical Environment.....	79
4.3.1	Soil	79
4.3.2	Water Quality and Use.....	81
4.3.3	Air Quality	82
4.3.4	Climate.....	83
4.4	Natural Biological Communities (Non-Target Organisms).....	83
4.4.1	Animals	84
4.4.2	Plants.....	85
4.4.3	Soil Microorganisms.....	86
4.4.4	Biodiversity.....	87
4.4.5	Gene Movement in the Natural Environment.....	90
4.5	Public Health.....	91
4.5.1	Human Health	91
4.5.2	Worker Safety	94
4.5.3	Animal (Livestock) Health	95
4.6	Socioeconomic Factors	96
4.6.1	Domestic Trade Environment	96
4.6.2	Foreign Trade Environment.....	98
4.6.3	Social and Economic Environment.....	99
5	CUMULATIVE EFFECTS.....	101
5.1	Introduction.....	101
5.2	Agronomic Practices.....	102
5.3	Water Quality and Use.....	103
5.4	Soil.....	104
5.5	Air Quality	104
5.6	Plants.....	104
5.7	Soil Microorganisms.....	105

5.8	Biodiversity.....	105
5.9	Domestic Trade Environment.....	105
6	THREATENED AND ENDANGERED SPECIES.....	107
6.1	Potential Effects of SYHT0H2 Soybean on Threatened or Endangered Species...108	
6.1.1	Threatened and Endangered Plant Species	108
6.1.2	Threatened and Endangered Animal Species	109
6.1.3	Conclusion	110
6.2	Potential Effects of the Use of Mesotrione, Isoxaflutole, and Glufosinate	111
6.2.1	Ecological Risks of Mesotrione	112
6.2.2	Ecological Risks of Isoxaflutole	113
6.2.3	Ecological Risks of Glufosinate.....	113
7	CONSIDERATION OF EXECUTIVE ORDERS, STANDARDS, AND TREATIES RELATING TO ENVIRONMENTAL IMPACTS.....	115
7.1	Executive Orders with Domestic Implications	115
7.1.1	Executive Order 12898: Environmental Justice	115
7.1.2	Executive Order 13045: Protection of Children	116
7.1.3	Executive Order 13112: Invasive Species	116
7.1.4	Executive Order 13186: Migratory Birds	117
7.2	Executive Orders with International Implications.....	117
7.3	Other Federal Laws.....	118
7.3.1	Clean Water Act.....	119
7.3.2	Clean Air Act	119
7.3.3	National Historic Preservation Act	119
7.3.4	Federal Laws Regarding Unique Characteristics of Geographic Areas	120
8	LIST OF PREPARERS.....	121
9	REFERENCES.....	125

APPENDICES

- A Mesotrione Description, Uses, and Potential Impacts**
- B Isoxaflutole Description, Uses, and Potential Impacts**
- C Glufosinate Description, Uses, and Potential Impacts**

LIST OF TABLES

Table No.	Description	Page
2-1	Deregulated Transgenic Soybean Cultivars with Herbicide Tolerance Traits	9
2-2	Soybean Acreage by State, 2011 and 2012.....	11
2-3	Fertilizer Primary Nutrient Applications to Soybeans in 2006.....	16
2-4	Insecticide Applications to Soybeans in 2006.....	18
2-5	Percent of US Soybean Acres Treated With Herbicides; 1995, 2001, and 2006.....	23
2-6	Total Applications of Herbicides to Soybeans, 2006.....	25
2-7	Common Troublesome Weeds in Treated Soybean Fields; 2006-2008	26
2-8	US Certified Soybean Acreage by State, 2011	35
2-9	World Soybean Production, 2011	54
2-10	World Soybean Exports in 2011/12.....	55
2-11	Top 10 US Soybean Export Markets in 2011/2012 Compared to Previous Years	55
2-12	US Export Markets for Soybean and Soybean Products (2011).....	56
3-1	Summary of Environmental Consequences and Regulatory Compliance	61
4-1	Examples of Crop Rotation Plant-Back Intervals.....	71
4-2	Maximum Herbicide Application Rates for Herbicide Tolerant Soybean	74
4-3	EIQ Ecological and Overall Field Use Rating of Selected Herbicides.....	89

LIST OF FIGURES

Figure No.	Description	Page
2-1	Soybeans Planted Acres in 2010 by County for Selected States	12
2-2	Irrigated Soybeans for Beans; Harvested Acres in 2007	16
2-3	Percent of US Soybean Acres Treated with the 10 Most Used Herbicides; 1995, 2001, and 2006	24
2-4	Glyphosate-Resistant Weeds in US Soybean Fields.....	29
2-5	Return per Acre of Soybeans, 1948-2011	53

ACRONYMS AND ABBREVIATIONS

$\mu\text{g/g}$	Micrograms per gram
A	Acre
ACHP	Advisory Council on Historic Properties
ai	Active ingredient
AIA	Advanced Informed Agreement
AMS	Agricultural Marketing Service (also USDA-AMS)
AOSCA	Association of Official Seed Certifying Agencies
APHIS	Animal and Plant Health Inspection Service (also USDA-APHIS)
ARMS	Agricultural Resource Management Survey
ARS	Agricultural Research Services (also USDA-ARS)
ATTRA	Appropriate Technology Transfer for Rural Areas
BRS	Biotechnology Regulatory Service
C	Centigrade
CAA	<i>Clean Air Act (also, Clean Air Act Amendments)</i>
CBD	<i>Convention on Biological Diversity</i>
CEQ	Council on Environmental Quality
CFR	Code of Federal Regulations
CH ₄	Methane
CO	Carbon monoxide
CO ₂	Carbon dioxide
CODEX	Codex Alimentarius Commission
CRP	Conservation Reserve Program
CWA	<i>Clean Water Act (formally, Federal Water Pollution Control Act)</i>
DKN	Diketoneitrile
DNA	Deoxyribonucleic acid
EA	Environmental Assessment
EFSA	European Food Safety Agency
EIQ	Environmental Impact Quotient
EIS	Environmental Impact Statement
EO	Executive Order
EPA	Environmental Protection Agency (also USEPA)
ER	Environmental Report
ERS	Economic Research Service (also USDA-ERS)
ESA	<i>Endangered Species Act</i>
EPSP	5-enolpyruvylshikimate 3-phosphate
ESPS	Early soybean production system
EU	European Union
FAO	Food and Agriculture Organization of the United Nations
FARRP	Food Allergy Research and Resource Program
FATUS	Foreign Agricultural Trade of the United States
FAS	Foreign Agricultural Service (also USDA-FAS)
FDA	Food and Drug Administration (also USDHHS-FDA)
FFDCA	<i>Federal Food, Drug, and Cosmetic Act</i>
FFP	Food, feed, or processing
FIFRA	<i>Federal Insecticide, Fungicide, and Rodenticide Act</i>
FIFRA-FESTF	<i>Federal Insecticide, Fungicide, and Rodenticide Act - Endangered Species Task Force</i>
fl oz	Fluid ounces
FONSI	Finding of No Significant Impact
FQPA	<i>Food Quality Protection Act</i>
FR	Federal Register

ACRONYMS AND ABBREVIATIONS (CONTINUED)

FWS	Fish and Wildlife Service (also USFWS)
GHG	Greenhouse gases
IMS	Information Management System
IDP	Identity Preservation
IPCC	Intergovernmental Panel on Climate Change
HPPD	<i>p</i> -Hydroxyphenylpyruvate dioxygenase
lb	Pound
LMO	Living modified organisms
LOC	Level(s) of Concern
Mg/kg bw	Milligrams per kilogram of body weight
MG	Maturity group
N₂O	Nitrous oxide
NAPPO	North American Plant Protection Organization
NASS	National Agricultural Statistics Service (also USDA-NASS)
NEPA	<i>National Environmental Policy Act</i>
NHPA	<i>National Historic Preservation Act</i>
NMFS	National Marine Fisheries Service
NOAEL	No observable adverse effect level
NOP	National Organic Program
NPS	Nonpoint source
NRC	National Research Council
NRCA	Natural Resources Conservation Service (also USDA-NRCS)
OECD	Organization for Economic Cooperation and Development
OTA	Organic Trade Association
PAT	Phosphinothricin acetyltransferase
PIPs	Plant-incorporated protectants
PM	Particulate matter
PPA	<i>Plant Protection Act</i>
PPRA	Plant Pest Risk Assessment
PRA	Pest Risk Analysis
pts	pints
SO_x	Sulfur oxides
TSCA	<i>Toxic Substances Control Act</i>
US	United States
USACE	United States Army Corps of Engineers
USC	United States Code
USDA	United States Department of Agriculture
USDHHS	United States Department of Health and Human Services
USEPA	United States Environmental Protection Agency (also EPA)
USFWS	United States Fish and Wildlife Service (also FWS)
WHO	World Health Organization

1 PURPOSE AND NEED

This Chapter describes the purpose of and need for determining a nonregulated status for SYHT0H2 soybean, and includes an explanation of the regulatory context of the decision.

1.1 Regulatory Authority

"To protect the health and value of American agriculture" is the basic mission of the United States Department of Agriculture (USDA) Animal and Plant Health Inspection Service (APHIS). APHIS provides leadership in ensuring the health and care of plants and animals. The agency improves agricultural productivity and competitiveness, and contributes to the national economy and public health. USDA policy states that all methods of agricultural production (resulting in conventional, genetically engineered [transgenic], and organic varieties) can provide benefits to the environment, consumers, and producers.

Since 1986, the United States government has regulated genetically engineered organisms pursuant to a regulatory framework known as the *Coordinated Framework for the Regulation of Biotechnology* (OSTP 1986) (Coordinated Framework). The Coordinated Framework describes the comprehensive federal regulatory policy for ensuring the safety of biotechnology research and products and explains how federal agencies will use existing federal statutes in a manner that ensures public health and environmental safety while maintaining regulatory flexibility to avoid impeding the growth of the biotechnology industry.

The Coordinated Framework is based on several important guiding principles:

1. Agencies should define those transgenic organisms subject to review to the extent permitted by their respective statutory authorities;
2. Agencies are required to focus on the characteristics and risks of the biotechnology product, not the process by which it is created; and
3. Agencies are mandated to exercise oversight of genetically engineered organisms only when there is evidence of "unreasonable" risk.

The Coordinated Framework explains the regulatory roles and authorities for the three major federal agencies involved in regulating genetically engineered organisms: APHIS, the US Environmental Protection Agency (EPA), and the US Food and Drug Administration (FDA). Each agency's role is described in the following sections.

1.1.1 Animal and Plant Health Inspection Service

APHIS regulations at Code of Federal Regulations title 7 part 340 (7 CFR part 340) (USDA 1987), which were promulgated pursuant to authority granted by the *Plant Protection Act* (PPA), as

amended,¹ control the introduction (importation, interstate movement, or release into the environment) of certain genetically engineered organisms and products. A genetically engineered organism is no longer subject to the plant pest provisions of the PPA or to the regulatory requirements of 7 CFR part 340 when APHIS determines that it is unlikely to pose a plant pest risk. A genetically engineered organism is considered a regulated article if the donor organism, recipient organism, vector, or vector agent used in engineering the organism belongs to one of the taxa listed in the regulation (Section 340.2) and is also considered a plant pest. A genetically engineered organism is also regulated under 7 CFR part 340 when APHIS has reason to believe that the genetically engineered organism may be a plant pest or APHIS does not have information to determine if the genetically engineered organism is unlikely to pose a plant pest risk.

A person may petition the agency that a particular regulated article is unlikely to pose a plant pest risk, and, therefore, is no longer regulated under the plant pest provisions of the PPA or the regulations at 7 CFR part 340. The petitioner is required to provide information under Section 340.6(c)(4) related to plant pest risk that the agency may use to determine whether the regulated article is unlikely to present a greater plant pest risk than the unmodified organism. A genetically engineered organism is no longer subject to the regulatory requirements of 7 CFR part 340 or the plant pest provisions of the PPA when APHIS determines that it is unlikely to pose a plant pest risk.

Under the authority of the plant pest provisions of the PPA and 7 CFR part 340, APHIS has issued regulations for the safe development and use of genetically engineered organisms. As required by Section 340.6, APHIS must respond to petitioners that request a determination of the regulated status of genetically engineered organisms. When a petition for nonregulated status is submitted, APHIS must make a determination if the genetically engineered organism is unlikely to pose a plant pest risk. If APHIS determines based on its Plant Pest Risk Assessment (PPRA) that the genetically engineered organism is unlikely to pose a plant pest risk, the genetically engineered organism is no longer subject to the plant pest provisions of the PPA and 7 CFR part 340.

1.1.2 Environmental Protection Agency

Under the *Federal Insecticide, Fungicide, and Rodenticide Act*² (FIFRA), EPA regulates the use of pesticides, including plant-incorporated protectants, requiring registration of a pesticide for a specific use prior to distribution or sale of the pesticide for a proposed use pattern. EPA examines the ingredients of the pesticide; the particular site or crop on which it is to be used; the amount, frequency, and timing of its use; and manufacturing, storage and disposal practices. Prior to registration for a new use for a new or previously registered pesticide, EPA must determine, through in-depth review of the comprehensive data set submitted by the registrant, that the pesticide will not cause unreasonable adverse effects on humans, the environment, and non-target species when used in accordance with label instructions. EPA must also approve the pesticide label in accordance with 40 CFR part 156. Once registered, a pesticide may not legally be used unless the use is consistent with the approved directions for use on the pesticide's label or labeling. The overall intent of the label and labeling is to provide clear directions for effective product

¹ United States Code [USC.] title 7, sections 7701 through 7772

² 7 USC 136 *et seq.*

performance while setting strict and legal limits on use that are within the parameters of an acceptable risk assessment for human health and the environment.

EPA also sets tolerances for residues of pesticides on and in food and animal feed, or establishes an exemption from the requirement for a tolerance, under the *Federal Food, Drug, and Cosmetic Act*³ (FFDCA) of 1938. EPA is required, before establishing a pesticide tolerance, to reach a safety determination based on a finding of reasonable certainty of no harm under the FFDCA, as amended by the *Food Quality Protection Act*⁴ (FQPA) of 1996. FDA enforces the pesticide tolerances set by EPA.

1.1.3 Food and Drug Administration

The FDA regulates genetically engineered organisms under the authority of the FFDCA. The FDA published its policy statement concerning regulation of products derived from new plant varieties, including those derived from genetic engineering, in the Federal Register on May 29, 1992⁵. Under this policy, FDA implements a voluntary consultation process to ensure that human food and animal feed safety issues or other regulatory issues, such as labeling, are resolved before commercial distribution of bioengineered food. This voluntary consultation process provides a way for developers to receive assistance from FDA in complying with their obligations under Federal food safety laws prior to marketing.

1.2 Petition for Determination of Nonregulated Status: Herbicide-Tolerant SYHT0H2 Soybean

Syngenta Biotechnology, Inc. (Syngenta) and Bayer CropScience AG (Bayer) (collectively, the Petitioners) submitted an initial Petition (12-215-01p) to APHIS on July 31, 2012 (Syngenta 2012a), for determination of nonregulated status for SYHT0H2 herbicide tolerant soybean (hereafter referred to as SYHT0H2 soybean). The Petition was revised in response to APHIS' request for additional information and resubmitted on September 17, 2012 (Syngenta 2012c). APHIS announced that the Petition was available for public comment on February 27, 2013; the public comment period ended on April 29, 2013 (USDA-APHIS 2013b). Nonregulated status would include SYHT0H2 soybean, progeny from crosses between SYHT0H2 soybean and conventional soybeans, and progeny from crosses of SYHT0H2 soybean with other transgenic soybean that has been deregulated. SYHT0H2 soybean is currently regulated under the PPA. Interstate movements and field trials of SYHT0H2 soybean have been conducted under permits issued or notifications acknowledged by APHIS since 2008. Data resulting from these field trials are described in the Petition. This Environmental Report (ER) has been prepared by the Petitioners to provide APHIS with data necessary to complete an environmental review of SYHT0H2 soybean pursuant to the *National Environmental Policy Act*⁶ (NEPA).

3 21 USC 301 *et seq.*

4 7 USC 136 *et seq.*

5 57 FR 22984

6 42 USC Section 4321 *et seq.*

1.3 Purpose of and Need for Product

The Petitioners have co-developed SYHT0H2 soybean, a new cultivar that has been genetically modified to tolerate herbicides that inhibit *p*-hydroxyphenylpyruvate dioxygenase (HPPD) and glutamine synthetase. Most soybeans currently grown in the United States are glyphosate-tolerant transgenic varieties. SYHT0H2 soybean is a new cultivar that is tolerant of three herbicides: mesotrione, isoxaflutole, and glufosinate-ammonium (hereafter, glufosinate). SYHT0H2 soybean will offer growers much-needed flexibility to use herbicides with two alternative modes of action in their weed management programs and will help minimize or delay the evolution of herbicide resistance in weed populations.

SYHT0H2 soybean contains the transgene *avhppd-03* encoding an HPPD enzyme that is more than 99.7 percent identical in amino acid sequence to the native HPPD in common oat (*Avena sativa*). In comparison with the native soybean HPPD, the HPPD isozyme from oat has lower binding affinity for HPPD-inhibiting herbicides, such as mesotrione and isoxaflutole, and confers tolerance to herbicide application rates that would otherwise injure soybean. SYHT0H2 soybean also contains the transgene *pat* derived from *Streptomyces viridochromogenes*, a ubiquitous soil microbe. The gene *pat* encodes phosphinothricin acetyltransferase (PAT), an enzyme that inactivates glufosinate herbicide, an inhibitor of glutamine synthetase. Expression of *pat* confers a glufosinate-tolerance phenotype.

The extensive use of glyphosate-based weed-control programs in corn, cotton, and soybean over the past 15 years has resulted in selection for glyphosate-resistant weeds and a shift in weed populations to species that are inherently more resistant to glyphosate, thus making weed control with glyphosate more difficult (Owen 2008). Twenty-four glyphosate-resistant weed species have been identified globally, 14 of which are found in the US (Heap 2013d). Cultivation of SYHT0H2 soybean will provide growers with an opportunity to use a glutamine synthetase-inhibitor herbicide (glufosinate) and two HPPD-inhibitor herbicides (mesotrione and isoxaflutole) for control of problematic weeds in soybean production systems.

Mesotrione and isoxaflutole are systemic, translocated herbicides with soil residual activity that are used for pre-emergence and post-emergence control of predominantly dicot weed species in a number of crops, including corn, which has a natural tolerance of these herbicides. Glufosinate is a contact herbicide that is applied to crops post-emergence and has no soil residual activity. Glufosinate controls a broad spectrum of monocot and dicot weed species. Glufosinate and mesotrione/isoxaflutole have distinct herbicidal modes of action, both of which differ from that of glyphosate. Using herbicide mixtures and alternating herbicides with different modes of action are cornerstones of an integrated weed management program. As described in Section 3.2, *Preferred Alternative: Determination that SYHT0H2 Soybean is No Longer a Regulated Article*, the Petitioners have incorporated a stewardship program in their application that describes methods that growers will be required to implement when using SYHT0H2 soybean seed.

1.4 Purpose and Need for APHIS Action

As required by 7 CFR §340.6, APHIS must respond to petitioners that request a determination of the regulated status of genetically engineered organisms, including transgenic plants such as SYHT0H2 soybean. When a petition for nonregulated status is submitted, APHIS must make a determination if the genetically engineered organism is unlikely to pose a plant pest risk.

APHIS will prepare an Environmental Assessment (EA) that will consider the potential environmental effects as part of an agency determination of nonregulated status consistent with NEPA and implementing regulations from the Council on Environmental Quality (CEQ 1978) and APHIS (USDA 2013a, 2013b). This ER has been prepared by the Petitioners in order to specifically evaluate the effects on the quality of the human environment⁷ that may result from a determination of deregulated status of SYHT0H2 soybean.

1.5 Public Involvement

APHIS routinely seeks public comment in connection with petitions to deregulate genetically engineered organisms through notices published in the *Federal Register*. The Petition for SYHT0H2 soybean was first made available on February 27, 2013 for a 60-day period of public review, ending April 29, 2013. After it has prepared an EA and a PPRA, APHIS will release both documents for public comment for a period to be specified by APHIS. Timely substantive comments received by the agency will be analyzed and used to inform APHIS' determination decision of the regulated status of SYHT0H2 soybean (i.e., whether or not it presents a plant pest risk), and to assist APHIS in determining whether an Environmental Impact Statement (EIS) is required prior to the determination decision of the regulated status of this soybean line. This ER will be made available as a matter of public record but APHIS will not solicit public comment on it.

1.6 Resources Considered

The list of resources considered in this ER was developed in accordance with the requirements of NEPA and consistent with previous APHIS EAs regarding similar products. The evaluation considers potential environmental impacts to resources relevant to transgenic field crops like SYHT0H2 soybean, as well as concerns and issues raised in public comments submitted for other EAs of transgenic organisms. The evaluation also addresses concerns raised in previous and unrelated court decisions, as well as questions that have been raised by various stakeholders in the past. The resources considered in this ER are listed below.

Soybean Production

- Acreage and areas of soybean production
- Agronomic practices
- Commercial soybean production and uses
 - Seed production

⁷ Under NEPA regulations, the “human environment” includes “the natural and physical environment and the relationship of people with that environment” (40 CFR §1508.14).

- Raw and processed soybean commodities
- Organic soybean production
- Specialty soybean systems

Physical Environment

- Soil
- Water quality and use
- Air quality
- Climate

Natural Biological Communities (Non-target organisms)

- Animals
- Plants
- Soil microorganisms
- Biodiversity
- Gene movement in the natural environment

Public Health

- Human health
- Animal (livestock) health
- Worker safety

Socioeconomic Factors

- Domestic trade environment
- Foreign trade environment
- Social and economic environment

Cumulative Effects

Threatened and Endangered Species

2 AFFECTED ENVIRONMENT

This Chapter describes soybean biology, soybean production, and the environmental and human resources that could potentially be affected by a determination of nonregulated status for SYHT0H2 soybean.

2.1 Soybean Biology

Soybean is one of the oldest cultivated crops in the world (OECD 2000); it was domesticated in China sometime between the 17th and 11th centuries BC (Hymowitz 1970). Soybeans were first introduced into the US in 1765 (Hymowitz 1990). Soybeans yield oil for a variety of uses and meal for human food and livestock feed. They are the most extensively grown oilseed in the world, representing 56 percent of world oilseed seed production in 2011 (Soystats 2012a).

Cultivated soybean, *Glycine max* (L.) Merr., is a diploidized tetraploid in the family *Fabaceae*, subfamily *Papilionoideae*, tribe *Phaseoleae*, genus *Glycine* Willd. and subgenus *Soja* (Moench) (OECD 2000). The subgenus consists of 12 wild perennial species which are indigenous to Australia; West, Central and South Pacific Islands; China; Russia; Japan; Indonesia; Korea; Papua New Guinea; the Philippines; and Taiwan (OECD 2000). *G. max* has never been found in the wild (Hymowitz 1970), and does not exist naturally anywhere. In addition to *G. max*, subgenus *Soja* subgenus also contains *G. soja* (OECD 2000). *G. soja* is the ancestor of *G. max*, and grows in fields, hedgerows, roadsides, and riverbanks in many Asian countries. Some taxonomists consider *G. max* and *G. soja* to be conspecific, as *G. max* ssp. *soya* and *G. max* ssp. *max* (Heatherly and Elmore 2004). *G. max* has a relatively large seed size that does not produce a persistent seedbank, does not have wild or weedy compatible relatives in the US, and does not have feral populations in the US (Mallory-Smith and Zapiola 2008), eliminating the potential for gene flow of transgenic traits to related species.

Domesticated soybean is a self-pollinated annual species, propagated commercially by seed (OECD 2000). Artificial hybridization is used for cultivar breeding (OECD 2000). Flowers are typically cleistogamous but, in some cultivars and under some conditions, may be chasmogamous and insects may transfer pollen (Chiari et al. 2005; Ahrent and Caviness 1994; Ray et al. 2003; Erickson 1975). Cross pollination is usually less than 1 percent under typical agricultural conditions (Caviness 1966; Ray et al. 2003; Yoshimura, Matsuo, and Yasuda 2006) but may be higher in some cultivars, under some climatic conditions which favor chasmogamy. In experimental studies, outcrossing rates of 0.41 percent were found with a 90-cm row spacing and up to 6.3 percent with a 15-cm row spacing (Ray et al. 2003), and up to 2.5 percent outcrossing with a 102-cm row spacing (Ahrent and Caviness 1994). Several studies of soybeans in Japan and China, using various DNA analysis methods (chloroplast DNA, single-sequence repeats, single-nucleotide polymorphism) have detected low levels of the *G. max* genome in some wild *G. soja* populations (Kuroda et al. 2009; Hasegawa et al. 1999; Li et al. 2010), attributed to post-domestication hybridization. A phenotypic analysis of *G. soja* populations in China suggested introgression with *G. max* (Wang et al. 2010). However, a study in Japan, under field conditions, did not detect any gene flow based on nuclear microsatellite data (Kuroda et al. 2009).

Soybean grows in a symbiotic association with the bacterium *Bradyrhizobium japonicum* (Kirchner) Jordan, which carries out nitrogen fixation within the plant roots (Farooq and Vessey

2009). Similar to other legumes, soybeans develop root nodules to house *B. japonicum* in a microaerobic environment to produce nitrogenase, the enzyme complex responsible for nitrogen reduction in plants (Gage 2004). Soybean can obtain up to 75 percent of its nitrogen requirements from the air via the nitrogen-fixing bacteria while providing the bacteria with carbohydrates (Pedersen 2007). Because the nitrogen-fixing bacteria are not native to US soils and would not normally be found in these soils, soybeans are frequently inoculated with these bacteria prior to planting, especially if soybean has not been grown in the field for 3 to 5 years (Pedersen 2007).

Soybean seeds will germinate when the soil temperature reaches 10°C (OECD 2000). The soybean plant responds strongly to day length in its phasic development (Hodges and French 1985; Hymowitz 1990). Soybeans are not frost tolerant, and they do not survive freezing winter conditions (OECD 2000). This erect, bushy herbaceous summer annual can reach a height of 5 feet (OECD 2000). Under very dry conditions, water stress may affect development (Hodges and French 1985).

In North America, soybeans are classified into 13 maturity groups (MGs) based upon the effects of day length on the time to the appearance of first flowers (Hymowitz 1990). The MGs for soybean cultivars are based on bands of adaptation that run east-west across the continent, determined by latitude and day length: MG 000 is in the north (at 45° latitude) and MG X is near the equator. In Canada and northern parts of the US, most cultivars are indeterminate⁸ and have relatively short crop durations; they are classified as MG 000, MG 00, and MG 0 (Hymowitz 1990). Cultivars from MG II, MG III, MG IV, and MG V are grown in the central US states. The cultivars adapted to the subtropical and tropical zones are often determinate,⁹ have relatively long crop durations, and are classified in MG IX and MG X (Hodges and French 1985; Hesel and Minor 1993).

Transgenic soybean products were introduced in the US market by seed companies beginning in 1996, adding new genetic traits such as pest resistance and herbicide tolerance to modern soybean varieties.¹⁰ In 2012, approximately 93 percent of soybean acreage was planted with transgenic varieties, virtually all being herbicide tolerant (USDA-NASS 2012b). Transgenic soybean cultivars representing 17 different transformation events have been granted nonregulated status by APHIS (USDA-APHIS 2013a). Eleven of these cultivars are tolerant to herbicides, as listed in Table 2-1.

Several of these products have transgenic traits in addition to herbicide tolerance: Monsanto's MON 87705 soybean, for example, also has an improved fatty acid profile. Other soybean products with herbicide tolerance currently under review by APHIS are:

- BASF Plant Science BPS-CV127-9, which is imidazolinone tolerant;
- Bayer CropScience MST-FGØ72-2, which is glyphosate and isoxaflutole tolerant;
- Dow AgroSciences DAS-444Ø6-6, which is 2,4-D, glyphosate, and glufosinate tolerant;
- Dow AgroSciences DAS-68416-4, which is 2,4-D and glufosinate tolerant; and
- Monsanto MON 87708, which is dicamba tolerant.

8 A growth characteristic by which a plant's roots or meristem shoot can keep growing as long as it is alive.

9 A growth characteristic by which the plant stops growing after it reaches a certain size.

10 Some varieties of soybeans were developed through selection to display nontransgenic tolerance of certain herbicides.

Table 2-1 Deregulated Transgenic Soybean Cultivars with Herbicide Tolerance Traits

Cultivar¹	Filed By / Petition Number	Herbicide Tolerance	NEPA Status (by APHIS)
40-3-2	Monsanto / petition 93-258-01p	Glyphosate	FONSI and EA issued May 18, 1994
W62, W98, A2704-12 , A2704-21, A5547-35	AgrEvo ² / petition 96-068-01p	Phosphinothricin ³	FONSI and EA issued August 13, 1996
A5547-127	AgrEvo / petition 98-014-01p	Phosphinothricin	FONSI and EA issued May 1, 1998
GU262	AgrEvo / petition 98-238-01p	Phosphinothricin	FONSI and EA issued October 16, 1998
MON 89788	Monsanto / petition 06-178-01p	Glyphosate	FONSI and EA issued July 23, 2007
DP-356043	Pioneer / petition 06-271-01p	Glyphosate and acetolactate synthase-inhibiting	FONSI and EA issued July 15, 2008
MON 87705	Monsanto / petition 09-201-01p	Glyphosate	FONSI and EA issued October 7, 2011

Source: (USDA-APHIS 2013a)

1- Bold type denotes cultivars in commercial production in the US.

2- AgrEvo is now Bayer CropScience.

3- Phosphinothricin is also known as glufosinate or glufosinate-ammonium.

2.2 Agricultural Production of Soybean

This section describes areas and acreages of soybean production in the US, current agronomic practices, specialty production systems, raw and processed soybean commodities, and soybeans' persistence in the environment and weediness potential.

2.2.1 Current and Projected Acreage and Range of Soybean Production

Historically, US soybean acreage reached 70 million acres in 1980 but declined to under 60 million acres by 1989 (USDA-ERS 2011c). Acreage expanded through the 1990s as federal farm program changes increased planting flexibility and encouraged more farmers to incorporate the crop in their rotations (USDA-ERS 2011c). Planted soybean acreage in the US has been relatively stable recently (USDA-NASS 2012d). In 2012, 76.1 million acres of soybeans were planted in the US, up 1 percent from 2011 and the third highest on record (USDA-NASS 2012b). Total harvested acreage in 2012 was estimated to be 76.1 million acres (USDA-NASS 2013a), equivalent to the planted acreage, also the third highest on record, and up 3 percent from 2011. As of March, planted soybean acreage for the 2013 season was forecasted to be 77.1 million acres (USDA-NASS 2013b), down slightly from 2012 but the fourth highest on record. Planted area is projected to be down across the Great Plains with the exception of North Dakota. The largest declines are expected in Nebraska and Minnesota, while Illinois and North Dakota are expecting the largest increases.

Fluctuations in soybean acreage are due to environmental, agronomic, and economic factors, as well as programs such as the USDA Conservation Reserve Program (CRP) or ethanol mandates imposed by the US government, which drive acreage into source crops for ethanol.

Growth in the US soybean industry could slow over the next 10 years as it faces stronger foreign competition and US farmers shift acreage into feed grains for economic reasons (USDA-ERS 2011c). Soybean planted acreage is expected to stabilize around 76 million acres in 2014 and remain at that level through 2019 (USDA-ERS 2011c).

Soybean is profitably grown on high quality agricultural land (USDOE-EIA 2007), much of which in the US is already committed to agricultural production (USEPA 2007). In the 2007 Census of Agriculture,¹¹ the USDA Economic Research Service estimated that only 4.1 percent of US cropland was idle (USDA-NASS 2009). To satisfy greater soybean demand, additional soybean acreage is generally planted at the expense of alternative crops, such as cotton or hay, with minor contributions from land exiting CRP agreements (O'Donoghue et al. 2011) resulting in a decrease in total US agricultural acreage (USDOE-EIA 2007). It is unlikely that previously uncultivated land will be managed for future soybean production; rather, increased soybean production will likely compete with other crops (USDA-ERS 2011c).

Soybeans are cultivated in 31 states (USDA-NASS 2012b). Table 2-2 presents an overview of the 2011 and 2012 acreage of soybeans planted by state. The top two producing states in 2012 were Iowa and Illinois, with 9.5 million and 8.6 million acres planted, respectively (USDA-NASS 2012b). More than 80 percent of the US soybean acreage is concentrated in the upper Midwest (USDA-ERS 2010a), between 35 and 45 degrees north latitude (Hymowitz 1970). Figure 2-1 depicts the soybean planted acreage by county in selected states based on 2010 data .

Soybean yield varies by region and variety. Soybean yields range from 26 to 47 bushels per acre, with a trend towards higher yields in recent years (USDA-ARS 2006). The upward trend in yield is largely a result of new varieties that perform better under climate and pest pressures. The average yield per acre in 2012 was estimated at 39.6 bushels (USDA-NASS 2013a), 2.3 bushels below the previous year's yield.

¹¹ The USDA-ERS conducts the Census of Agriculture every 5 years. The 2012 Census was conducted from December 2012 through February 2013, and will be published at some future date. It is therefore not available for this report.

Table 2-2 Soybean Acreage by State, 2011 and 2012

State	Acres Planted (thousands)		State	Acres Planted (thousands)	
	2011	2012		2011	2012
Alabama	300	330	Nebraska	4,900	5,100
Arkansas	3,330	3,250	New Jersey	88	95
Delaware	170	180	New York	280	340
Florida	18	25	North Carolina	1,380	1,670
Georgia	155	190	North Dakota	4,000	4,600
Illinois	8,900	8,600	Ohio	4,550	4,600
Indiana	5,300	5,000	Oklahoma	440	410
Iowa	9,350	9,500	Pennsylvania	500	530
Kansas	4,000	3,600	South Carolina	370	420
Kentucky	1,490	1,400	South Dakota	4,100	4,500
Louisiana	1,020	1,140	Tennessee	1,290	1,330
Maryland	470	480	Texas	165	100
Michigan	1,950	2,000	Virginia	560	550
Minnesota	7,100	7,000	West Virginia	20	20
Mississippi	1,820	2,130	Wisconsin	1,610	1,690
Missouri	5,350	5,300	Total Acreage	74,976	76,080

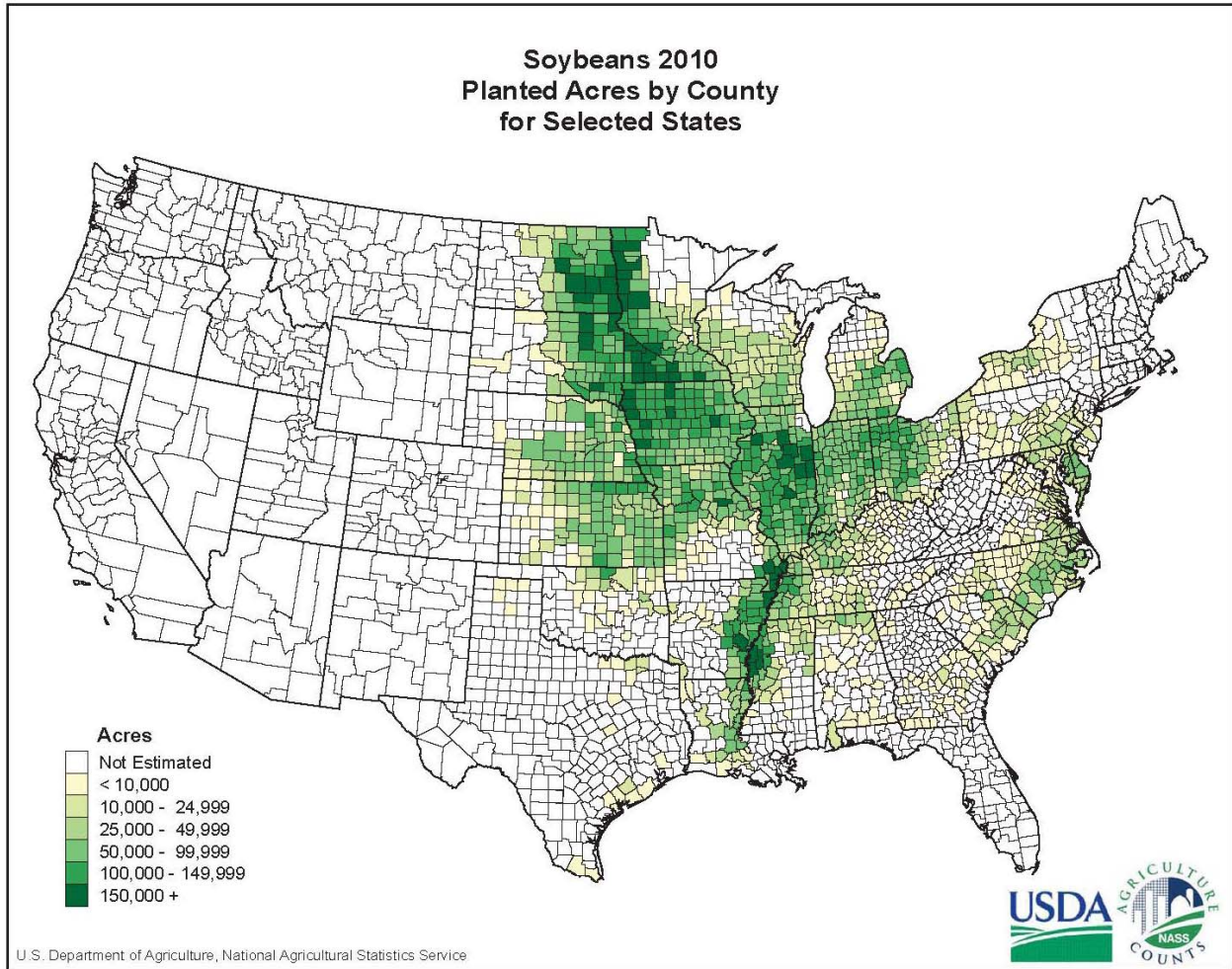
Source: (USDA-NASS 2012b)

2.2.2 Agronomic Practices

Soybean growers choose agronomic practices that have economic or environmental benefits. Cropping practices include planting cover crops, rotating crops, and using a variety of tillage techniques to maximize yield, control weeds or other pests, and minimize environmental impacts. Other agronomic practices include supplemental irrigation and pest (insect, disease, and weed) management. Proper seedbed preparation, appropriate variety selection, appropriate planting dates and plant population, and good integrated pest management practices are important for optimizing the yield potential and economic returns of soybean. While agronomic practices may be dependent on the soybean maturity group and variety cultivated, common management strategies are shared across regions.

In this ER, conventional farming is defined as any farming system where synthetic pesticides or fertilizers may be used. Conventional farming covers a broad scope of farming practices, such as occasional use to regular inputs of synthetic pesticides and fertilizers. Given that most soybeans planted in the US are transgenic, conventional farming now also includes the use of genetically engineered varieties that are no longer subject to the regulatory requirements of 7 CFR part 340 or the plant pest provisions of the PPA.

Figure 2-1 Soybeans Planted Acres in 2010 by County for Selected States



As described in Section 2.1, soybean varieties in specific maturity groups are developed and adapted to certain geographical zones (Helsel and Minor 1993). Additionally, genetically engineered herbicide-tolerant soybean varieties represent the most common soybeans cultivated in the US, accounting for 93 percent of soybean varieties planted in 2012 (USDA-NASS 2012b). The broad adoption of genetically engineered herbicide-tolerant soybean varieties is attributed to simplified herbicide application practices and positive contributions to productivity and yield (Carpenter and Gianessi 1999; Fernandez-Cornejo and McBride 2000). Among the various genetically engineered herbicide-tolerant soybean varieties commercially available, glyphosate-tolerant varieties represent the vast majority that are planted in US soybean fields (NRC 2010).

2.2.2.1 Cropping Practices

Although the US Midwest is referred to as the Corn Belt, soybeans are commonly planted in this region as well. Rotating corn with soybean supplies the biodiversity, nutrients, and ideal temporal sequence that make corn agriculture successful (Gardner and Payne 2003). Other soybean cropping practices that directly or indirectly benefit both soybeans and corn include cover crops and tillage and planting techniques.

Crop Rotation

Soybean crop rotation can improve yield and profitability over time, control weeds, break disease cycles, limit insect and other pest infestations, provide an alternative source of nitrogen, reduce soil erosion, increase soil organic matter, improve soil tilth, limit the potential for weeds to develop tolerance to herbicides, and reduce runoff of nutrients and chemicals, as well as the potential for contamination of surface water (Al-Kaisi, Hanna, and Tidman 2003). Crop rotation also affects the densities of soilborne pathogens and antagonistic microorganisms (Garbeva, van Veen, and van Elsas 2004).

The majority of the US soybean acreage (nearly 70 percent) is rotated with corn (Heatherly et al. 2009) in a 2-year cycle. Other crops in rotation with soybean are wheat, cotton, rice, and sorghum. Minor rotational crops that follow soybean production include barley, oats, and dry beans. The crop rotation sequence can be modified to take advantage of a particular economic or market opportunity.

Approximately 15 percent of the soybean acreage is in continuous (i.e., non-rotation) soybean production, a practice that is discouraged by most soybean specialists (Quinby et al. 2006). Planting soybeans after soybeans each year increases the incidence of diseases, nematodes, soil insects, and possibly herbicide residues (Al-Kaisi, Hanna, and Tidman 2003; Whitaker et al. 2010). The result is generally decreased yields or increased production costs.

Cover Crops

Using cover crops in a soybean system has environmental benefits in conserving and/or improving soil and water resources (Heatherly et al. 2009) by reducing erosion and sequestering nutrients (Mischler et al. 2010), but does not necessarily result in increased soybean yield. Cover crops may be grown in the soybean off-season or simultaneously for managing weeds (Mischler et al. 2010) by competing for limited resources such as sunlight and nutrients, and by suppressing weed emergence when mulched. In the Corn Belt, cover crops are used on approximately 10 percent of soybean fields; winter wheat, cereal rye, and oats are the species most used (Heatherly et al. 2009).

Tillage and Planting Techniques

Prior to planting, soil must be stripped of weeds that would otherwise compete with soybean for space, water, and light. As described in Section 2.2.2.5, *Management of Weeds*, tillage is an economical means of removing biennial and perennial weeds (Byrd, Blaine, and Poston 2003) and reincorporating crop residue into the soil. Crop residues are materials left in a field after the crop has been harvested, including stalks and stubble (stems), leaves and seed pods (USDA-NRCS 2005). These residues aid in conserving soil moisture and reduce wind- and water-induced soil erosion (Heatherly et al. 2009) (USDA-NRCS 2005). In conventional tillage, postharvest crop residue is integrated into the soil using moldboard plows, heavy disks, and chisel plows, leaving less than 15 percent of crop residue on the surface to prepare a clean bed for planting and to reduce the growth of weeds (Heatherly et al. 2009).

Conservation tillage employs methods that disturb soil less and leave more crop residues on the surface (at least 30 percent), whereas no-till farming only disturbs the soil for planting seed (USDA-NRCS 2005). Conservation tillage (including no-till farming) results in decreased soil erosion, dust, and pesticide run-off and in increased soil moisture retention and improved air and water

quality. Conservation tillage also conserves fuel and water, but may rely heavily on chemical weed control (Loux et al. 2008). Above average management is required to attain good crop stands and weed control (Whitaker et al. 2010).

Since the 1990s, no-till farming has increased more than any other reduced tillage system, with nearly all of the increase in adoption occurring in herbicide-tolerant crop production (i.e., soybean, cotton, canola) (Fawcett and Towery 2002). In a survey conducted in 1997, it was found that farmers already using no-till practices were more likely to adopt herbicide-tolerant soybeans as an effective weed control practice than farmers using conventional tillage techniques, although the study also found that the commercialization of herbicide-tolerant soybean did not itself encourage the adoption of no-till practices (Fernandez-Cornejo and McBride 2000). A subsequent survey conducted between 1996 and 2001 found that growers using herbicide-tolerant seed varieties were more likely to use conservation tillage practices over conventional methods and to practice conservation tillage to a greater degree than growers that did not use herbicide-tolerant crops (Fawcett and Towery 2002). A survey of 1,195 producers undertaken between November 2005 and January 2006 revealed that 25 percent of farmers that had been using conventional tillage switched to no-till and 31 percent switched to reduced-till after adopting glyphosate-tolerant genetically engineered crops (Givens et al. 2009). According to the USDA Agricultural Resource Management Survey (ARMS), approximately 35 percent of US cropland (88 million acres) planted to eight major crops used no-till practices in 2009, and that percentage appears to be increasing over time (USDA-ERS 2012d). USDA data indicate that soybean fields, 93 percent of which are planted with herbicide tolerant transgenic varieties, exhibit the highest rate of no-till adoption of major crops, increasing from 35 to 45 percent between 2002 and 2006 (the latest data available) (USDA-ERS 2013a).

In summary, the trend of increasing adoption of conservation tillage practices by US soybean growers continued following the introduction of glyphosate-tolerant soybean in 1996. Conservation tillage adoption facilitates broad-spectrum herbicide use, due to the capacity of these herbicides to control a variety of weed populations prior to planting a crop. Though the causality between herbicide-tolerant soybean adoption and conservation tillage may be debated (Fernandez-Cornejo, Klotz-Ingram, and Jans 2002), most evidence suggests a relationship between grower adoption of herbicide-tolerant crops and conservation tillage (NRC 2010).

Soybean planting techniques commonly include row spacings of 36 inches (OECD 2000). Narrower row spacings (20 to 30 inches) help insure full canopy development, which can reduce soil moisture loss and suppress late emerging weeds (Whitaker et al. 2010). In new areas of soybean production, growers may inoculate with *B. japonicum* for optimum efficiency of the nodulated root system. Other considerations made by farmers regarding planting and tilling are seasonal or regional:

- Adequate soil moisture and warm temperatures facilitate rapid seed germination and emergence. However, waiting for soils to reach the ideal soil temperature will delay planting beyond the optimum planting date that will maximize yield (Pedersen and Lauer 2004).
- Planting date has the greatest impact on yield. In the upper Midwest states, highest yields are generally obtained when planting is done in early to mid-May (Pedersen and Lauer 2004). In the Southern US, yields are highest when soybean is sown in May or early June.

- The early soybean production system (ESPS) consists of planting an early-maturing soybean variety 4 to 6 weeks before common late-maturing varieties to reduce the risk of drought stress that often occurs during July through September in Southern US states (McPherson, Wells, and Bundy 2001; Whitaker et al. 2010). Early planting also helps avoid harvesting the crop during excessively wet conditions that can occur during the fall.

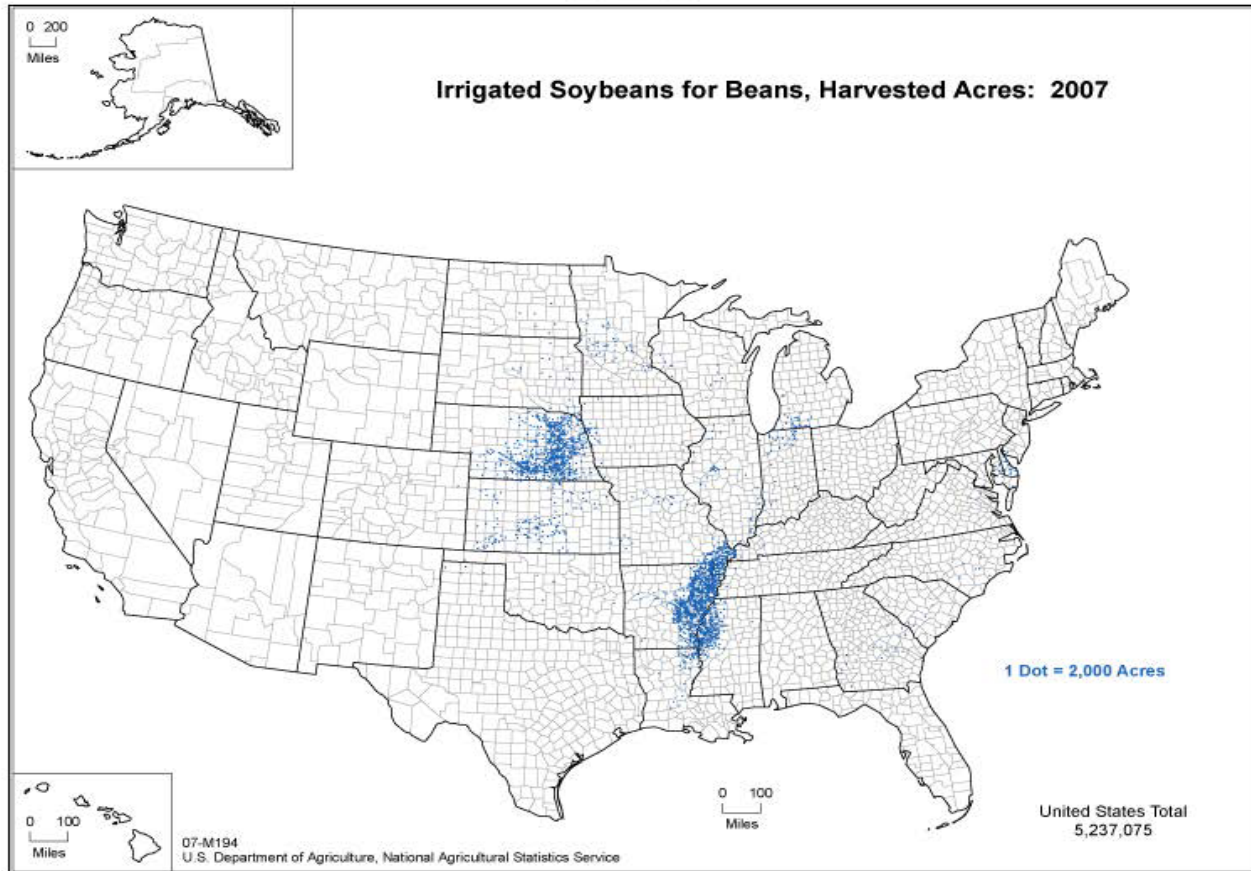
2.2.2.2 Irrigation

The general water requirement for a high-yielding soybean crop (40 to 50 bushels per acre) is approximately 20 to 25 inches of water during the growing season (UA 2006). Irrigation can alleviate the effects of drought stress, which is the most damaging abiotic stress to soybean in the US (Heatherly et al. 2009). Extended drought during the "critical fruiting period" in dryland farming can result in yield variation from about 5 to 50 bushels per acre (Whitaker et al. 2010). Timely irrigation can stabilize soybean yields at 45 to 50 bushels per acre or more, and improve average yields about 20 bushels per acre (Whitaker et al. 2010).

Irrigated soybean systems are the most productive in the US, providing consistent and sustainable soybean production in the long term (Heatherly et al. 2009). When irrigation is combined with crop rotation, net returns in soybean-corn or soybean-wheat sequences are greater than nonirrigated or irrigated continuous soybean systems (Heatherly et al. 2009). In 2006, an average of approximately 8.4 inches of water per irrigated acre was used, producing an average of over 51 bushels of soybeans per irrigated acre (USDA-ERS 2012e). This yield was approximately 19 percent higher than the national average (42.9 bushels per acre) for that year (USDA-NASS 2011a).

Over 9 percent of the soybean crop in the US is irrigated (USDA-NASS 2010). The majority of the irrigated soybean acreage is in the Midwestern and Midsouthern states, as depicted in Figure 2-2, where summer weather patterns may result in drought stress that makes dryland production risky (Heatherly et al. 2009). Approximately 73 percent of irrigated soybean farms occur in the Missouri and Lower Mississippi Water Resource Regions, with soybean farms in the states of Nebraska, Arkansas, Mississippi, Missouri, and Kansas accounting for 85 percent of all irrigated acres (USDA-NASS 2010). The soils and climate in the Eastern, Midwestern, and portions of the Great Plains region of the US provide sufficient water supplies under normal climatic conditions to produce a soybean crop.

Figure 2-2 Irrigated Soybeans for Beans; Harvested Acres in 2007



2.2.2.3 Fertilization

USDA-ERS estimates that less than 40 percent of soybean acres in the US receive nitrogen fertilizer (USDA-ERS 2012g). A 2006 survey of 19 states (USDA-NASS 2007) found that nitrogen, phosphate, potash, and sulfur were applied to soybeans as summarized in Table 2-3.

Table 2-3 Fertilizer Primary Nutrient Applications to Soybeans in 2006

Primary Nutrient	Area Applied (percent)	Applications (number)	Rate per Application (lb/A)	Rate per Crop Year (lb/A)	Total Applied (millions of pounds)
Nitrogen	18	1.1	15	16	212.4
Phosphate	23	1.0	45	46	772.8
Potash	25	1.0	79	80	1,454.7
Sulfur	3	1.1	10	11	20.0

Source: (USDA-NASS 2007)

Note: States surveyed: Arkansas, Illinois, Indiana, Iowa, Kansas, Kentucky, Louisiana, Michigan, Minnesota, Mississippi, Missouri, Nebraska, North Carolina, North Dakota, Ohio, South Dakota, Tennessee, Virginia, and Wisconsin; totaling 72.9 million acres.

Soybeans may remove up to 70 pounds of nitrogen from the soil when a 50-bushel yield of soybean is attained (Hoeft et al. 2000). The nitrogen requirement of soybean is often provided through fertilization of the previous rotation crop or through the symbiotic relationship with nodulating bacteria in root tissue (Ferguson et al. 2012). Given the important role of these bacteria for meeting nitrogen needs of soybean, nodulating bacteria inoculants are often applied to soybean seeds just before planting (Beuerlein 2005).

2.2.2.4 Management of Insects

US soybean fields generally face little economic pest pressure from insects, due in large part to the capacity of soybeans to experience limited insect herbivory without a reciprocal loss in grain yield (PSE 2011). This recalcitrance to insect damage is evident in the low use of insecticides on soybean fields. Historically, only about 2 percent of US soybean acres were treated with insecticides (Gianessi 2009). However, since the advent of the soybean aphid in 2000 in the Midwest, approximately 16 percent of US soybean acres have been treated with insecticides (USDA-ERS 2012e).

Numerous kinds of insects occur in soybean fields; most are beneficial or harmless, but some can cause yield loss and even crop failure if not controlled. Insect pests are capable of severely damaging soybeans through defoliation and pod eating (Whitaker et al. 2010). The soybean aphid eats stems; heavy infestations of this pest have occurred since 2000 and caused economic yield losses up to 45 percent in some untreated fields (Gianessi 2009). The most damaging defoliators are velvetbean caterpillar, soybean looper, green cloverworm, Mexican bean beetle, and bean leaf beetle. Foliage-eating insects are present in practically all soybean fields throughout the growing season, but most fields suffer no yield loss since the number of foliage feeders usually remains at low to moderate levels (NCCES 2012). The most damaging pod feeders are southern green stink bug, green stink bug, corn earworm, and bean leaf beetle (Gianessi 2009). Insects which attack the pods are the major reason for treating soybeans with insecticides (NCCES 2012).

Soybean growers have several tools available to manage insects; integrated pest management approaches incorporate two or more of these tools:

- Soybean varieties with native resistance to some insect pests are available.
- Natural enemies provide considerable control of insect pests in most regions (Gianessi 2009); beneficial pests that prey on targeted insects may be introduced by the grower;
- Conventional chemical insecticides afford consistent, economical, and effective suppression of insect outbreaks on soybean (Gianessi 2009); and
- Trap cropping has been proven to be a cost effective means of managing insects in soybeans (Whitaker et al. 2010). Soybean field borders are planted using a soybean variety at least two maturity groups earlier than the rest of the field. Treating only the trap area for pest insects controls the pest without disrupting beneficial insect populations in the rest of the field.

Insect infestation thresholds have been established to indicate when insecticide applications are necessary (Higgins 1997). The thresholds are commonly based on number of insects found in field

sampling surveys and/or in established standard defoliation thresholds, such as those provided by the National Information System of the Regional Integrated Pest Management Centers in pest management strategic plans (USDA-NIFA 2012).

Table 2-4 presents summary data of the latest available chemical insecticide usage statistics for US soybeans from a 2006 survey (USDA-NASS 2007). The survey found that insecticides were applied to 16 percent of the 72.9 million soybean acres planted in the surveyed states. No single insecticide exceeds 6 percent of chemically treated acreage (USDA-NASS 2007). Of the 12 reported insecticides, the three most common (lambda-cyhalothrin, chlorpyrifos, and esfenvalerate) were applied to 6 percent, 5 percent, and 3 percent of the planted acres, respectively (USDA-NASS 2007).

Table 2-4 Insecticide Applications to Soybeans in 2006¹

Insecticide	Area Applied (percent)	Average Number of Applications	Rate per Application (lb/A)	Rate per Crop Year (lb/A)	Total Applied (millions of pounds)
Acephate	1	1.3	0.72	0.934	0.546
Benzoic acid	<0.5	1.1	0.051	0.056	0.009
Carbaryl	<0.5	1	0.633	0.633	0.091
Chlorpyrifos	5	1.1	0.454	0.48	1.663
Cyfluthrin	<0.5	1.1	0.028	0.03	0.01
Diflubenzuron	<0.5	1.7	0.037	0.062	0.01
Esfenvalerate	3	1.1	0.035	0.037	0.07
Gamma-cyhalothrin	<0.5	1	0.011	0.011	0.003
Lambda-cyhalothrin	6	1.1	0.02	0.021	0.097
Methyl parathion	<0.5	1.1	0.529	0.565	0.066
Permethrin	<0.5	1	0.065	0.065	0.012
Thiodicarb	<0.5	1	0.32	0.32	0.039
Zeta-cypermethrin	1	1	0.022	0.022	0.014

Source: (USDA-NASS 2007)

1- States surveyed: Arkansas, Illinois, Indiana, Iowa, Kansas, Kentucky, Louisiana, Michigan, Minnesota, Mississippi, Missouri, Nebraska, North Carolina, North Dakota, Ohio, South Dakota, Tennessee, Virginia, and Wisconsin; totaling 72.9 million acres.

2.2.2.5 Management of Disease and Other Non-Insect Pests

Other economically important pest problems for soybeans include a wide range of fungi, bacteria, nematodes, and viruses (Carpenter et al. 2002; Whitaker et al. 2010). Soybean foliar diseases (ISUE 2010) include:

- Alfalfa mosaic virus
- Bacterial blight (*Pseudomonas syringae*)
- Bacterial pustule (*Xanthomonas axonopodis* pv. *glycines*)
- Bean pod mottle virus
- *Cercospora* leaf blight and purple seed stain (*Cercospora kikuchii*)

- Downy mildew (*Peronospora manshurica*)
- Frogeye leaf spot (*Cercospora sojina*)
- *Phylosticta* leaf spot (*Phylosticta sojicola*)
- Powdery mildew (*Microsphaera diffusa*)
- *Septoria* brown spot (*Septoria glycines*)
- Soybean mosaic virus
- Soybean rust (*Phakopsora pachyrhizi*)

Soybean stem and root diseases (ISUE 2010) include:

- Anthracnose stem blight (*Colletotrichum truncatum* and several related species)
- Brown stem rot (*Phialophora* [*Cadophora*] *gregata*)
- Charcoal rot (*Macrophomina phaseolina*)
- *Fusarium* wilt and root rot (*Fusarium* species)
- *Phytophthora* root and stem rot (*Phytophthora sojae*)
- Pod and stem blight and *Phomopsis* seed decay (*Diaporthe phaseolorum* var. *sojae* and *Phomopsis longicolla*)
- *Pythium* root rot (*Pythium* species)
- *Rhizoctonia* root rot (*Rhizoctonia solani*)
- *Sclerotinia* stem rot (white mold) (*Sclerotinia sclerotiorum*)
- Soybean cyst nematode (*Heterodera glycines*)
- Stem canker (*Diaphorthe phaseolorum* var. *caulivora* [northern stem canker] and *D. phaseolorum* var. *meridionalis* [southern stem canker])
- Sudden death syndrome (*Fusarium virguliforme*)

Some plant diseases can be prevented or managed by planting disease resistant cultivars. Besides selecting cultivars with resistance to diseases prevalent in a grower's particular region (Dorrance, Draper, and Hershman 2007), a healthy soybean crop starts with planting disease-free seed (Jardine 1997), implementing best management practices such as crop rotation to reduce disease carryover from crop to crop, and providing adequate nutrients and water to grow healthy plants (Nelson 2011). Tillage practices can also affect disease risk: no-till soils may have higher soil moisture and lower soil temperatures than could increase risk. Tilling may improve drainage to lower risk, but conservation tillage practices should be used to maintain soil quality (ISUE 2010). Conversely, some infestations, such as of soybean cyst nematode, may be managed by no-till methods. A grower may chose to plant seeds treated with fungicides to enhance soybean seed germination success (Jardine 1997).

When diseases of fungal origin do occur despite taking such measures, fungicides are used (Jardine 1997; Padgett, Schneider, and Hollier 2011). The most commonly applied fungicides on soybean (azoxystrobin, propiconazole, pyraclostrobin, tebuconazole, and trifloxystrobin) were applied to only 4 percent of the planted soybean acreage in the 19 states surveyed in 2006 (USDA-NASS 2007). Of these fungicides, pyraclostrobin and azoxystrobin were the only two applied on more than 0.5 percent of the planted acres. Pyraclostrobin was applied to 2 percent of the planted acres at an average rate of 0.112 lb/A per year, whereas azoxystrobin was applied to 1 percent of planted acres at an average rate of 0.106 lb/A per year (USDA-NASS 2007).

Some varieties of soybeans are more susceptible to certain bacterial or viral diseases than others, and resistant varieties are marketed as such (ISUE 2010). Bacterial and viral diseases may be transmitted by aphids (such as *Aphis glycines*) or bean leaf beetles (*Cerotoma trifucata*). Insecticides may be effective in controlling these insects, as described in Section 2.2.2.4, *Management of Insects*, and therefore minimize disease transmittal from these vectors. Some diseases may be transmitted in or on seeds; fungicide-treated seeds are available to growers.

2.2.2.6 Management of Weeds

Weed control is one of the biggest challenges for soybean growers; poorly controlled weeds drastically decrease crop yield and quality (Carpenter et al. 2002) since weeds compete with soybeans for light, nutrients, and soil moisture. Weeds can harbor insects and diseases, and can interfere with harvest, causing extra wear on harvest equipment (Loux et al. 2008). Soybean yield losses can range from 12 to 80 percent if weeds are uncontrolled for an entire season (Barrentine 1989; Dalley, Renner, and Kells undated).

If weeds are left uncontrolled, soybean cannot be grown economically (Buhler and Hartzler 2004). Growers make choices to use certain herbicides based on weed, insect and disease pressures, cost of seed and other inputs, technology fees, fuel costs, worker safety, potential for crop injury, and ease and flexibility of the system (Gianessi 2005). Glyphosate-tolerant soybeans have allowed growers to use a broad spectrum herbicide, glyphosate, in place of an array of over 70 selective herbicides targeted toward specific weeds. Recent trends suggest a decrease in glyphosate use and slight increase in selective herbicide use, as described in the Herbicide discussion below.

The primary factors affecting soybean yield loss from weed competition are the species, density, and the duration and time period of the competition. The later the weeds emerge, the less impact the weeds will have on yield. Soybean plants withstand early-season weed competition longer than corn as the plant canopy closes earlier in soybean than in corn (Mallory-Smith and Zapiola 2008). The extent of canopy closure regulates the availability of light to weeds and other plants that grow below the soybean. Canopy closure occurs much sooner when soybean is drilled or planted in narrow rows as compared to the standard 36-inch row spacing.

Problem weed species in US soybean fields include common cocklebur (*Xanthium strumarium*), jimsonweed (*Datura stramonium*), velvetleaf (*Abutilon indica* or *A. theophrasti*), morning glories (*Ipomoea* spp.), Johnsongrass (*Sorghum halapense*), and foxtails (*Setaria* spp.) (Carpenter et al. 2002). Growers in the Midwest consider giant ragweed (*Ambrosia artemisiifolia*), lambsquarters (*Chenopodium album*), Canada thistle (*Cirsium arvense*), common cocklebur, and velvetleaf to be the top five most problematic weeds in corn and soybean (Nice and Johnson 2011). The most frequently reported common weeds in the Southeast region are morning glory, prickly sida (*Sida spinosa*), Johnsongrass, sicklepod (*Cassia obtusifolia*), and broadleaf signalgrass (*Brachiaria platyphylla*) (Webster 2005). Soybean itself may be considered a weed when volunteers grow in crop rotation fields in subsequent years; herbicide-tolerant soybean does not have any characteristics that promote volunteerism.

An important concept in weed control is the seed bank, which is the reservoir of seeds that are in the soil and have the potential to germinate. In one survey of agricultural soils, reservoirs of weed

seeds were found to range from 4,100 to 137,700 seeds per square meter of soil (May and Wilson 2006). Climate, soil characteristics, cultivation, crop selection, and weed management practices affect the seed bank composition and size.

Soybean growers can use a variety of weed control strategies, but the most effective weed management programs have used a combination of cultural (cropping practices), mechanical, and chemical control strategies (Whitaker et al. 2010) in an Integrated Weed Management approach. The effectiveness of any weed control program depends largely upon timeliness (Loux et al. 2008). Good weed control within the first 4 to 6 weeks after crops are planted is critical in order to avoid a yield reduction from weed competition. Weeds that emerge just prior to or at the same time as the soybeans cause greater yield losses than later emerging weeds (Whitaker et al. 2010). Volunteer soybeans, if herbicide-tolerant, would be controlled by cultural and mechanical means.

With increased rates of conservation tillage, there has been a decrease in summer annual weeds and an increase in perennial, biennial, and winter annual weed species (Durgan and Gunsolus 2003; Green and Martin 1996) that are not controlled by limited-tillage practices. Winter perennial weeds are particularly competitive and difficult to control, as these weeds regrow every year from rhizomes or root systems. Recent surveys of US agronomic crop producers suggest that pigweed species (*Amaranthus* spp.), morning glory species, Johnsongrass, ragweed species (*Ambrosia* spp.), foxtail species, and velvetleaf are among the most problematic weeds (Heatherly et al. 2009).

Cropping Practices for Weed Control

Cropping practices, as described in Section 2.2.2.1, improve weed control by enhancing the competitive ability of the soybeans. Any practice that optimizes early and vigorous crop growth helps give crops a competitive edge over weeds (Loux et al. 2008). Crop rotation is one of the most effective practices for long-term weed control (Loux et al. 2008). Crop rotation aids in controlling weeds by allowing rotation of herbicides with alternative modes of action appropriate for the alternating crops, and providing the opportunity to plant highly competitive crops that prevent weed establishment. However, crop rotation is not effective against seedbanks for all weed species (Jordan et al. 1995).

Soybeans planted in narrow rows, 15 inches or less wide, may have benefits such as higher yield potential and increased crop competitiveness with weeds (Dalley, Renner, and Kells undated). Planting crops in narrow rows increases the amount of shading by the crop canopy, suppressing weed growth. A cover crop grown simultaneously performs similarly and can help reduce herbicide inputs (Mischler et al. 2010).

Herbicides

Herbicides provide effective and economical control of weeds in soybean that cultivators cannot reach (Byrd, Blaine, and Poston 2003). Often the combination of shallow, flat cultivation with directed herbicide sprays is the least expensive and most effective weed treatment. Herbicides are applied at various points of the growing season (Carpenter et al. 2002):

- Pre-plant (during field preparation);
- Pre-emergence (during or immediately after planting); and
- Post-emergence (during crop growth).

A traditional soybean weed control program includes a pre-emergence herbicide application followed by one or more post-emergence applications about 4 to 6 weeks after the crop has emerged (Byrd, Blaine, and Poston 2003). Yield losses from weed competition may occur when herbicide application is delayed (Dalley, Renner, and Kells undated). A timely application of a post-emergent herbicide in narrow row soybeans may be sufficient for season-long weed control.

The efficacy of herbicides is influenced by environmental and soil conditions, specifically precipitation and soil composition (Stewart et al. 2010). In selecting an herbicide, a grower must also consider whether an herbicide can legally be used on the crop (herbicides are registered by the EPA for specific uses/crops; some states evaluate and authorize or prohibit the use of herbicides separately), the potential adverse effects on the crop, residual effects that can limit crops that can be grown in rotation, effectiveness on expected weeds, and cost. Herbicide use is not regulated by APHIS but is regulated by EPA under FIFRA and its amendments.

Herbicides have different ways of acting on plant physiology (i.e., modes of action) to affect the health of a given plant and are active at one or more target sites within a plant (Prather, DiTomaso, and Holt 2000). Target sites are enzymes, proteins, or places in the plant where herbicides bind and thereby disrupt normal plant functions. Some common modes of herbicide action include auxin growth regulators, amino acid inhibitors, chlorophyll pigment inhibitors, lipid biosynthesis inhibitors, and glutamine synthase inhibitors (UW undated).

By the early 1990s, there were over 70 individual herbicides or combination products registered for weed control in soybean (Byrd, Blaine, and Poston 2003). At that time, pre-emergence herbicides commonly used on soybean were 2,4-dichlorophenoxy acetic acid (2,4-D), chlorimuron, metolachlor, metribuzin, pendimethalin, and trifluralin. Commonly used soybean post-emergence herbicides included acifluorfen, basagran, bentazon, clethodim, cloransulam, fluazifop, fomesafen, glyphosate, imazethapyr, quizalofop, and sethoxydim. These herbicides typically control either broadleaf or grass species, but rarely both. Several species of weeds are usually present in any particular field and growers need to control both grassy and broadleaf weeds using different herbicides (Carpenter et al. 2002). A combination of herbicides may be necessary, but tank mixing some herbicides can result in antagonism between the compounds. Sequential spraying may be required, in some cases necessitating multiple passes to apply the different herbicides.

Table 2-5 lists the most commonly applied herbicides to US soybeans and the corresponding percent of acres treated in 1995 (USDA-NASS 1996), in comparison to use of these herbicides in 2001 (USDA-NASS 2002), and 2006 (USDA-NASS 2007)¹². Figure 2-3 graphs the usage trends of the top 10 herbicides from 1995 in terms of percent planted acres treated in those same 3 years. Glyphosate has become the most often-used herbicide on US soybean. The graph shows that from 1995 to 2006 glyphosate-applied acres increased to 92 percent in 2006 but also that the number of acres to which other herbicides were applied significantly declined (NRC 2010).

¹² USDA-NASS no longer collects these data.

Table 2-5 Percent of US Soybean Acres¹ Treated With Herbicides; 1995, 2001, and 2006

Herbicide	Percent Soybean Acres Treated per Year			Herbicide	Percent Soybean Acres Treated per Year		
	1995	2001	2006		1995	2001	2006
2,4-D ²	10	4	3	Glyphosate	20	73	92
2,4-DB ³	1	<1	<1	Imazaquin	15	2	1
Acifluorfen	12	3	<1	Imazethapyr	44	9	3
Alachlor	4	<1	<1	Lactofen	5	1	<1
Bentazon	12	1	<1	Linuron	2	--	--
Chlorimuron-ethyl	16	5	4	Metolachlor, (S)Metolachlor	7	<1	--
Clethodim	5	4	3	Metribuzin	11	2	2
Clomazone	4	<1	--	Paraquat	2	--	1
Dimethenamid	1	--	--	Pendimethalin	26	10	3
Ethalfuralin	1	--	--	Quizalofop-ethyl	6	<1	<1
Fenoxaprop-ethyl	6	3	<1	Sethoxydim	7	1	<1
Fluazifop-P-butyl	10	3	1	Thifensulfuron	12	2	1
Flumetsulam	2	<1	<1	Trifluralin	20	7	2
Fomesafen	4	7	2				

Sources: (USDA-NASS 1996, 2002, 2007)

1- Survey states:

1995: Arkansas, Georgia, Illinois, Indiana, Iowa, Kentucky, Louisiana, Minnesota, Mississippi, Missouri, Nebraska, North Carolina, Ohio, and Tennessee.

2001: Arkansas, Illinois, Indiana, Iowa, Minnesota, Missouri, Nebraska, and Ohio.

2006: Arkansas, Illinois, Indiana, Iowa, Kansas, Kentucky, Louisiana, Michigan, Minnesota, Mississippi, Missouri, Nebraska, North Carolina, North Dakota, Ohio, South Dakota, Tennessee, Virginia, and Wisconsin.

2012: Alabama, Arkansas, Georgia, Illinois, Indiana, Iowa, Kansas, Kentucky, Louisiana, Michigan, Minnesota, Mississippi, Missouri, Nebraska, North Carolina, North Dakota, Ohio, Pennsylvania, South Carolina, South Dakota, Tennessee, Wisconsin.

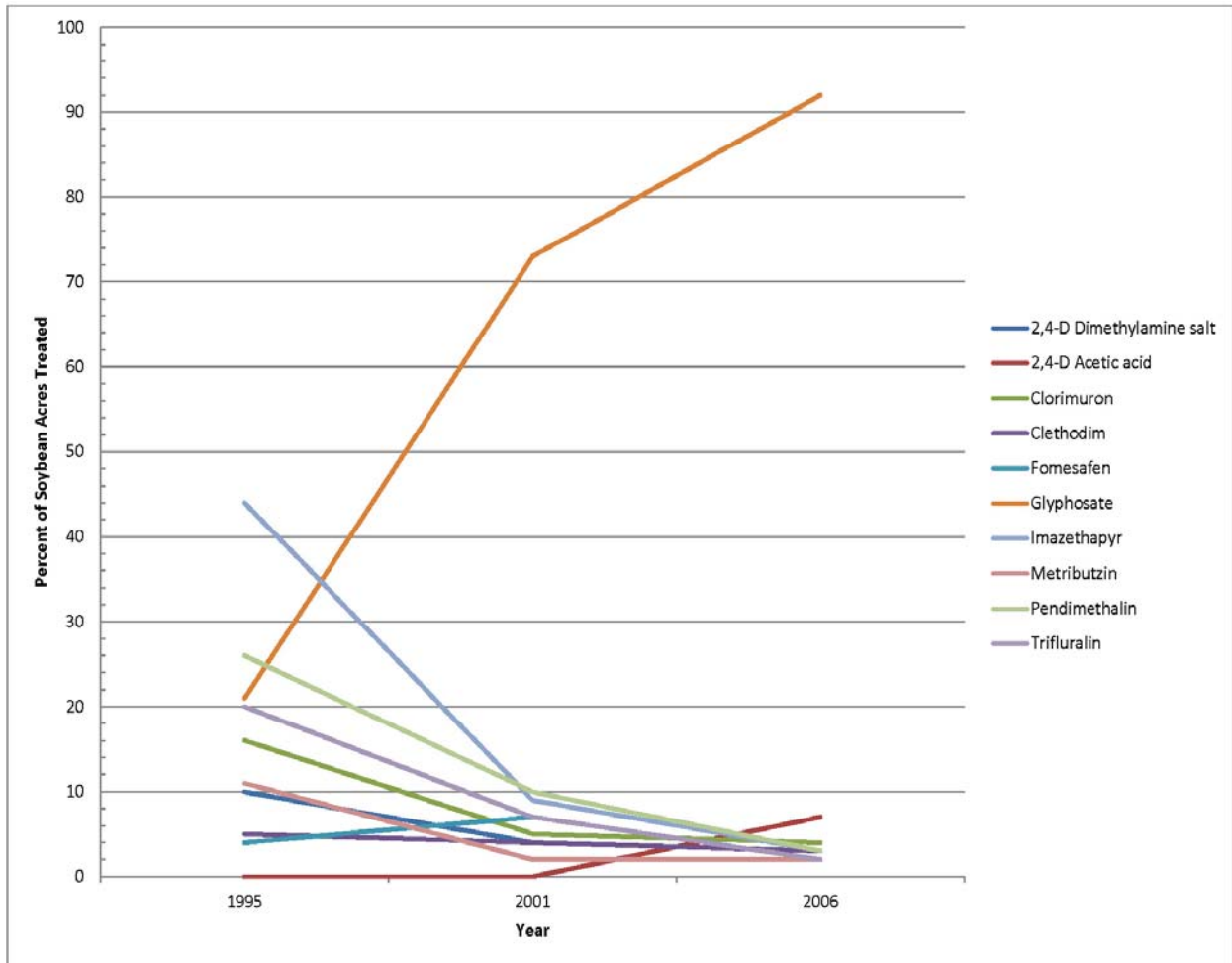
2- Dimethylamine salt formulation of 2,4-dichlorophenoxy acetic acid

3- 4-(2,4-dichlorophenoxy)butyric acid

-- = no value.

While total herbicide use trends are subject to debate, it is clear that an herbicide-substitution effect has occurred in US soybean production (Benbrook 2009; Fernandez-Cornejo et al. 2009). With the 1996 commercial introduction of glyphosate-tolerant soybean, a major shift occurred with an increased use of glyphosate for soybeans concurrent with the increased planting of glyphosate-tolerant soybean. Although other herbicide-tolerant soybeans are cultivated, glyphosate-tolerant varieties continue to dominate the market in the US. Glyphosate is the active ingredient in a broad-spectrum Roundup® herbicide introduced by Monsanto in 1974 (Monsanto 2005). It works by disrupting the 5-enolpyruvylshikimate 3-phosphate (EPSP) synthase enzyme, which is involved in the production of amino acids that are essential to plant growth. Glyphosate products are among the world's most widely used herbicides.

Figure 2-3 Percent of US Soybean Acres Treated with the 10 Most Used Herbicides; 1995, 2001, and 2006¹



Source: (USDA-NASS 2007)

1- Survey states:

1995: Arkansas, Georgia, Illinois, Indiana, Iowa, Kentucky, Louisiana, Minnesota, Mississippi, Missouri, Nebraska, North Carolina, Ohio, and Tennessee.

2001: Arkansas, Illinois, Indiana, Iowa, Minnesota, Missouri, Nebraska, and Ohio.

2006: Arkansas, Illinois, Indiana, Iowa, Kansas, Kentucky, Louisiana, Michigan, Minnesota, Mississippi, Missouri, Nebraska, North Carolina, North Dakota, Ohio, South Dakota, Tennessee, Virginia, and Wisconsin.

In 2006 (the latest year for which data are available), based on soybean farmers surveyed in selected states, it was estimated that 98 percent of the planted soybeans were treated with at least one type of herbicide, indicating the importance of weed control in maximizing soybean yield. As shown in Table 2-6, application rates ranged from 0.004 to 1.931 lbs/A per crop year (USDA-NASS 2007). Table 2-7 lists the most common troublesome weeds in herbicide-treated soybean fields in 2006, 2007, and 2008, and the number of acres treated with herbicides each year.

Table 2-6 Total Applications of Herbicides to Soybeans, 2006¹

Herbicide	Area Applied (percent)	Applications (number)	Rate per Applications (lb/A)	Rate per Crop Year (lb/A)	Total Applied (1,000 lb)
2,4-D (2-EHE)	7	1.0	0.493	0.503	2,505
2,4-D (BEE)	<0.5	1.1	0.426	0.459	68
2,4-D (DMA)	3	1.0	0.462	0.475	953
Acifluorfen, sodium	<0.5	1.0	0.287	0.296	47
Alachlor	<0.5	1.0	1.931	1.931	485
Bentazon	<0.5	1.0	0.687	0.687	70
Carfentrazone-ethyl	<0.5	1.2	0.038	0.046	10
Chlorimuron-ethyl	4	1.0	0.017	0.017	52
Clethodim	3	1.1	0.096	0.102	190
Cloransulam-methyl	1	1.0	0.019	0.019	17
Dicamba, digly salt	<0.5	1.0	0.250	0.250	16
Fenoxaprop	<0.5	1.0	0.031	0.031	9
Fluazifop-P-butyl	1	1.0	0.099	0.099	43
Flufenacet	<0.5	1.0	0.265	0.265	80
Flumetsulam	<0.5	1.0	0.048	0.048	8
Flumiclorac-pentyl	1	1.4	0.020	0.028	17
Flumioxazin	3	1.0	0.066	0.066	138
Fomesafen	2	1.2	0.190	0.233	330
Glyphosate	4	1.7	0.630	1.044	2,841
Glyphosate, ammonium salt	<0.5	1.5	0.489	0.745	142
Glyphosate, isopropyl amine salt	92	1.7	0.802	1.330	88,903
Imazamox	<0.5	1.0	0.030	0.030	9
Imazaquin	1	1.0	0.061	0.062	66
Imazethapyr	3	1.0	0.053	0.053	100
Imazethapyr, ammonium	<0.5	1.0	0.048	0.048	5
Lactofen	<0.5	1.0	0.110	0.110	23
(S)-Metolachlor	1	1.0	1.023	1.023	837
Metribuzin	2	1.0	0.255	0.260	437
Paraquat	1	1.0	0.492	0.511	335
Pendimethalin	3	1.0	0.920	0.926	1,894
Quizalofop-P-ethyl	<0.5	1.1	0.038	0.041	14
Sethoxydim	<0.5	1.0	0.153	0.153	10
Sulfentrazone	1	1.0	0.087	0.091	70
Sulfosate	1	1.8	0.967	1.701	970
Thifensulfuron	1	1.1	0.004	0.004	3
Tribenuron-methyl	1	1.0	0.008	0.008	5
Trifluralin	2	1.0	0.818	0.818	1,454

Source: (USDA-NASS 2007)

1- Survey States: Arkansas, Illinois, Indiana, Iowa, Kansas, Kentucky, Louisiana, Michigan, Minnesota, Mississippi, Missouri, Nebraska, North Carolina, North Dakota, Ohio, South Dakota, Tennessee, Virginia, and Wisconsin; totaling 72.9 million planted acres.

Table 2-7 Common Troublesome Weeds in Treated Soybean Fields; 2006-2008

Weed Species	Total Soybean Acres Treated		
	2006	2007	2008
Annual Broadleaf Weeds			
Buckwheat, Wild	1,167,746	855,879	1,331,675
Chickweed	1,652,712	1,259,096	1,823,638
Cocklebur, Common	23,657,980	22,389,376	23,962,063
Horseweed	2,188,359	3,159,712	3,470,274
Kochia	4,859,759	3,671,795	5,317,528
Lambsquarters, Common	21,859,614	24,459,895	28,242,972
Marestail	4,044,060	5,382,190	11,257,267
Morning glory spp.	10,711,087	11,432,904	11,011,185
Mustard, Wild	2,019,346	1,975,291	2,688,590
Nightshade, Black	1,766,649	1,277,416	1,385,751
Pigweed, Redroot	21,093,224	21,788,121	26,715,150
Pigweed, Smooth	188,160	801,569	1,322,732
Ragweed, Common	9,417,252	9,438,871	9,518,051
Ragweed, Giant	13,369,296	14,684,000	16,565,209
Sicklepod	2,024,031	1,650,086	2,535,829
Sida, Prickly	1,639,261	1,567,275	2,432,701
Smartweed, Pennsylvania	2,366,851	1,835,825	3,529,114
Sunflower, Volunteer	1,089,460	1,007,691	1,913,860
Sunflower, Wild	5,558,526	5,759,216	5,709,292
Velvetleaf	23,820,731	23,373,573	26,786,349
Waterhemp, Common	18,399,609	15,970,794	21,364,980
Waterhemp, Tall	2,301,380	2,926,358	3,826,647
Annual Grass Weeds			
Barnyardgrass	4,189,156	3,967,425	3,805,391
Corn, Volunteer	2,292,705	2,088,371	3,704,330
Crabgrass	5,170,684	5,928,919	7,424,879
Cupgrass, Woolly	1,765,244	2,470,437	2,108,135
Foxtail spp.	24,409,043	18,489,746	18,446,420
Foxtail, Giant	11,817,612	17,513,493	17,804,622
Foxtail, Yellow	10,870,761	11,217,512	13,947,018
Foxtail, Green	5,629,880	7,109,316	7,610,855
Oat, Wild	1,792,389	1,478,890	2,886,300
Panicum, Fall	2,251,014	2,241,088	1,852,417
Shattercane	2,408,592	2,715,388	1,879,416
Perennial/Biennial Weeds			
Dandelion	1,578,579	1,528,332	2,154,008
Johnsongrass	10,152,393	11,057,825	10,368,155
Quackgrass	2,628,187	2,570,688	2,786,633
Thistle	1,479,038	647,315	1,513,566
Thistle, Canada	4,123,437	3,584,676	4,840,383

Source: (Dow 2010)

Herbicide use (as measured in terms of pounds of active ingredient applied per acre [lb. ai/A]) on soybeans has been relatively stable since transgenic varieties with herbicide tolerance were introduced in the mid-1990s, although there has been a slight increase in recent years (Brookes, Carpenter, and McHughen 2012).

The diversity of herbicides available to US soybean growers has not decreased; rather, the diversity of herbicides used in US soybean production fields has gradually increased while applied quantities of those same herbicides (except glyphosate) have generally decreased, as indicated in Figure 2-3 and Table 2-5. However, total herbicide use may not be an effective metric to measure environmental impact, as this does not effectively permit a comparison of different herbicides, which may have different environmental effects, across time or across management strategies (Fernandez-Cornejo et al. 2009).

Herbicide usage trends since the adoption of genetically engineered crops are the subject of much debate, with initial assessments indicating a decline in herbicide use in the early years of herbicide-tolerant crop production (Carpenter et al. 2002) that some argue was then followed by an increase in the volume of herbicide usage as the technology spread (Benbrook 2009). Others report a continuing decline in herbicide use with the adoption of genetically engineered crops (Fernandez-Cornejo and Caswell 2006), or relative stability in the amount of herbicide active ingredients applied to soybeans (Brookes and Barfoot 2010). The contradictory findings have been attributed to the different measurement approaches used by researchers, how different factors affecting pesticide use such as weather or cropping patterns were controlled for, and how the collected data were statistically analyzed (NRC 2010).

Weed Resistance to Herbicides

Herbicide *resistance* is generally defined by the Weed Science Society of America (WSSA)¹³ as “the inherited ability of a plant to survive and reproduce following exposure to a dose of herbicide normally lethal to the wild type. In a plant, resistance may be naturally occurring or induced by such techniques as genetic engineering or selection of variants produced by tissue culture or mutagenesis” (WSSA 2013). Increasing the intensity of herbicide use (frequency and number of acres treated) increases the probability of selecting an herbicide-resistant plant (Boerboom and Owen 2006) from a population of a weed species. WSSA defines herbicide *tolerance* as “the inherent ability of a species to survive and reproduce after herbicide treatment. This implies that there was no selection or genetic manipulation to make the plant tolerant; it is naturally tolerant” (WSSA 2013). A number of crops and weeds exhibit natural tolerance to some herbicides by preventing their absorption and/or translocation, or by rapidly metabolizing the herbicide to a non-toxic form (Loux et al. 2008). Natural herbicide tolerance has been observed in weed species such as waterhemp, common cocklebur, Powell amaranth, ragweed (common and giant), and kochia (Carpenter et al. 2002).

Herbicides do not cause the mutations that result in weeds developing resistance. Rather, an extremely rare genetic trait that allows a weed to survive any given herbicide may exist in the natural population. That gene is more likely to be found and increase in occurrence when one herbicide is used frequently. Repeated use of that herbicide will expose the weed population to selection pressure that may lead to an increase in the number of surviving resistant individuals in the population

13 www.wssa.net

(HRAC 2011). In other words, plants susceptible to the applied herbicide will die or have decreased reproduction; those few having some type of natural resistance will survive and reproduce. Resistant weeds that initially appear as isolated plants or patches in a field can quickly spread to dominate the population and the soil seed bank (Vencill et al. 2012).

The reproductive biology of the particular weed species appears to be a factor contributing to the spread of resistant biotypes. For example, resistant biotypes of marestail (*Conyza canadensis*), which produces a large number of wind dispersed seeds contributing to a rapid distribution, have been found in many states in the Northeast, Midwest, and South. Other species such as common ragweed (*Ambrosia artemisiifolia*) produce seeds that do not have features that allow for such easy distribution by the wind. As a consequence, biotypes of resistant ragweed have been found in only seven sites in the Midwest, North and South [compared to 24 sites for *C. canadensis*](#) (Heap, 2013) ([D. Lingenfelter in, vogel, 2012](#)) not <http://magissues.farmprogress.com/AMA/AM02Feb12/ama020.pdf> (Lingenfelter 2011).

The risk of weeds developing resistance to herbicides and the potential impact of resistance on the usefulness of an herbicide varies greatly across different modes of action and depends on a combination of factors including selection pressure, herbicide soil residual activity, herbicide chemistry, the rate of seed production, and the level of genetic variation in plants. Another major factor contributing to the development of herbicide-resistant weeds is poor weed control management practices by the growers. These include application of herbicides at rates below those indicated on the EPA-approved label for the weed species and reliance on a single herbicide for weed control without the use of other cultural control methods (i.e., pre-plant and in-crop tillage) (Peterson et al. 2007). Weed management programs that integrate the use of herbicides with different modes of action and short residual activity times in soil reduce selection pressure (Prather, DiTomaso, and Holt 2000). Growers have been successfully managing herbicide-resistant weeds for decades by using alternative herbicides and/or cultural methods such as tillage or crop rotation (especially to incorporate herbicide mode of action rotation). The occurrence of an herbicide-resistant weed biotype generally does not end the useful lifespan or preclude the effective use of the herbicide in question as part of an overall weed management system.

Globally, 397 weed biotypes have developed resistance to 21 herbicide modes of action (Heap 2013a). In the US, 142 weed biotypes have developed resistance to herbicides. Some populations of certain weed species have developed resistance to multiple herbicide classes (Boerboom and Owen 2006). For example, some tall waterhemp plants are known to be resistant to up to four herbicide modes of action (McMullan and Green 2011; Tranel 2010). Most herbicides affect a single specific site of action, and that site is usually under the control of a single gene, or at most a few genes. Annual weeds are more likely to evolve resistance because they typically produce abundant seeds and have more genetic diversity than species that reproduce vegetatively.

For many years, growers were able to effectively control or suppress virtually all weeds in soybean with glyphosate alone. However, a number of weed species have developed resistance to glyphosate, and the number of acres infested with resistant biotypes has been increasing. To date, 24 weed species resistant to glyphosate have been identified globally, 14 of which are found in the US (Heap 2013c). Glyphosate-resistant weed biotypes in US soybean fields vary by state (Figure 2-4). Each of these species is generally controlled by mesotrione, isoxaflutole, or glufosinate except hairy fleabane, Italian ryegrass, and rigid ryegrass (Syngenta 2012c), which are not, however, typically problematic in soybean fields (see Table 2-7, *Common Troublesome Weeds*

in a corn seed production field contributed to the development of HPPD-inhibitor resistance (Hauseman et al, 2011). Crop management practices in seed corn production fields are not representative of fields in which corn hybrids or soybean varieties are grown commercially.

Modeling predicts that herbicide-resistant weeds can evolve after only 4 or 5 years of continuous herbicide use (Neve et al. 2011a; Neve et al. 2011b). This prediction is consistent with observations based on actual glyphosate use. Implementing additional weed management strategies, such as diversity of herbicide modes of action providing full, effective season-long weed control, could delay or mitigate herbicide resistance in Palmer amaranth, for example, for at least 20 years (Neve et al. 2011b).

Transgenic Crops for Herbicide Tolerance

Herbicide-tolerant soybean was introduced in 1996 to provide growers with additional options to improve crop safety and/or improve weed control. Soybean's natural tolerance to herbicides that would normally damage the crop has been developed through conventional and mutation breeding, with biotechnology adding transgenic traits (Carpenter et al. 2002). Variability in the natural tolerance of soybean to commercially available herbicides such as 2,4-DB, metribuzin, and glyphosate was recognized in the 1980s (Barrentine et al. 1982). At that time, efforts to screen soybean germplasm for commercial levels of tolerance to glyphosate had not been successful. The first transgenic traits put into soybean were herbicide tolerance, with glyphosate tolerance being the most prevalent (Sleper and Shannon 2003).

The adoption of herbicide-tolerant soybeans has been particularly rapid in the US, increasing from less than 10 percent of soybean acreage in 1996 (Lin, Price, and Fernandez-Cornejo 2001) to 93 percent of soybean acreage in 2012 (USDA-NASS 2012b). Farmers have widely adopted herbicide-tolerant soybean because of lowered production costs, reduced crop injury, simplicity and flexibility in weed management, and because farmers can use one herbicide to control a broad spectrum of weeds instead of using multiple herbicides (Carpenter et al. 2002). However, using a single broad-spectrum herbicide intensifies selection of weed populations against the herbicide's mode of action because repeated use of a single, broad-spectrum mode of action replaces use of multiple modes of action and tillage (Vencill et al. 2012).

2.2.3 Commercial Soybean Production and Uses

This section describes the commercial production of soybean seeds, raw and processed soybean commodities, organic soybeans, and specialty products.

2.2.3.1 Seed Production

Seed quality (including genetic purity, vigor, and presence of weed seed, seed-borne diseases, and inert materials such as dirt) is a major factor in crop yields. If variability in seed production is not carefully controlled, the value of a new variety or cultivar may be lost (Hartmann, Kester, and Davies 2011). Genetic purity in commercial seed production is generally regulated through a system of seed certification that is intended to ensure that the desired traits in the seed are maintained throughout all stages of cultivation.

Seed laws and certification agencies ensure that purchasers who receive certified seed can be assured that the seed meets established seed quality standards (Bradford 2006). The *US Federal Seed Act of 1939*¹⁴ recognizes seed certification and official certifying agencies. Implementing regulations further recognize land history, field isolation, and varietal purity standards. Soybean seed is commonly separated into three classes: Foundation, Registered, and Certified (MCIA 2012). Each class of seed is identified to designate the seed generation from the original breeder source (Hartmann, Kester, and Davies 2011).

Foundation, Registered, and Certified seed production is controlled by public or private certification programs (AOSCA 2003). Commercially certified soybean seed must meet state and Federal seed standards and labeling requirements. State seed certification standards vary slightly from state to state and can be more restrictive than the seed standards of the Association of Official Seed Certifying Agencies (AOSCA). All soybean seed sold may not be officially certified; however, commercial soybean seed sold and planted for normal soybean production is produced predominately to meet or exceed Certified seed standards. No program can ensure 100 percent purity of seeds, given the potential for accidents and human error. However, the existing standards provide a reasonable level of confidence in seed products based on the cost and feasibility of implementing the certification programs.

2.2.3.2 Raw and Processed Soybean Commodities

Soybean plants are grown for their seed, which is processed to yield oil for a variety of uses and meal for human dietary products and livestock feed. Soybean is the most extensively grown oilseed in the world, with approximately 210 million metric tons of harvested seed produced in 2009, representing 56 percent of world oilseed production (Soystats 2012a). Unprocessed soybeans have no human food and limited animal feed use since they contain anti-nutrient factors, such as trypsin inhibitors and lectins. Adequate heat processing inactivates these factors.

Approximately 85 percent of the world soybean seed supply is crushed to produce soybean meal and oil (Soyatech 2012). The first modern US soybean production facility was established in 1922, and soybean production for oil and animal feed increased substantively during World War II (Hymowitz 1990). In the late 1940s and early 1950s, the US overtook China as the world leader in soybean production (Hymowitz 1970). Most of the seed is used to supply the feed industry for livestock use or the food industry for edible vegetable oil and soybean protein isolates. A large portion of the world soybean seed supply is traded to other geographies, with China, the European Union (EU), Japan, and Mexico being the top soybean seed importers (Soystats 2010). The remainder of the soybean seed produced is used as certified seed, feed, or stocks.

A bushel (27.2 kilograms) of soybeans yields about 21.8 kilograms of protein-rich meal and 5.0 kilograms of oil (OECD 2001). Soybean oil makes up 94 percent of the soybean food ingredients consumed by humans (OECD 2001). The essential amino acids required for the human diet are present in soybean proteins. Soy protein is added to a number of meat, dairy, bakery, and cereal products as a protein extender (OECD 2000).

¹⁴ 7 USC 1551.

A significant fraction of the soybean market is dedicated to production of purified oil for food use and industrial applications (Cahoon 2003). The domestic food use of soybean oil is mainly in frying oils, salad and cooking oils, and margarines (Soystats 2010). In 2009, these three categories represented approximately 85 percent of the soybean oil market in the US, with industrial uses consuming the remaining 15 percent (Soystats 2010; USSEC 2006). Soybean oil industrial uses include plastics, lubricants, coatings, printing inks and adhesives, emulsifiers, surfactants (industrial detergents and cleaners as well as solvents), resins, and biodiesel, among others. Soybean is also a carbon/nitrogen source in the production of yeasts via fermentation (Cahoon 2003). Soy-based industrial oil products have many advantages compared to petroleum oils, including being inherently biodegradable, having low ecotoxicity, and being derived from renewable resources (USSEC 2006).

Extracting oil from soybeans also creates a highly valued solid, soybean meal, which is used for animal feed in all livestock sectors (swine, beef, poultry, dairy, and fish) and human food protein (CAST 2009). Tofu, soy milk, soy sauce, miso, meat substitutes, protein powder, soynuts, soy sprouts, baked or roasted soybeans, and soy flour are the soy-based products present in the human diet. Processed soybeans are the largest source of protein for livestock in the world (USDA-ERS 2010a), accounting for nearly 69 percent of world protein meal supplies (Soystats 2010). Globally, most soybean meal, 97 percent, is used in animal feed, with 46 percent going to poultry, 32 percent to swine, and 9 percent each going to dairy and beef cattle feed, respectively. About 2 percent is used in pet food (OECD 2001).

Although honeybees have been reported to forage for nectar in soybean fields (Erickson 1975), soybeans are not reported to be commercial honey sources (Morse and Calderone 2000).

2.2.3.3 Organic Soybean Production

In the US, only products produced using specific methods and certified under the USDA's Agricultural Marketing Service (AMS) National Organic Program (NOP) definition of organic farming can be marketed and labeled as "organic" (USDA-AMS 2010). Organic certification is a process-based certification, not a certification of the end product. The certification process specifies and audits the methods and procedures by which the product is produced. The NOP was established by the *Organic Foods Production Act of 1990*¹⁵ and implementing USDA regulations (USDA 2012).

Organic production operators must develop and maintain an organic system plan approved by an accredited certifying agent (USDA 2012).¹⁶ The plan describes how the operation will achieve and document compliance with the NOP's National Organic Standards. Before an operation is certified to sell organic soybeans the cropland must be managed organically for a minimum of 36 months (USDA 2012)¹⁷. The NOP requires organic farming operations to have distinct, defined boundaries and buffer zones to prevent unintended contact with excluded methods from adjoining land that is

¹⁵ Title 21 of Public Law 101-624, the *Food, Agriculture, Conservation, and Trade Act of 1990*, as amended.

¹⁶ Section 201

¹⁷ Section 205.202(b)

not under organic management (USDA 2012)¹⁸. The NOP regulations preclude the use of excluded methods in crop production. Excluded methods are defined at 7 CFR §205.2 as:

“A variety of methods used to genetically modify organisms or influence their growth and development by means that are not possible under natural conditions or processes and are not considered compatible with organic production. Such methods include cell fusion, microencapsulation and macroencapsulation, and recombinant DNA technology (including gene deletion, gene doubling, introducing a foreign gene, and changing the positions of genes when achieved by recombinant DNA technology). Such methods do not include the use of traditional breeding, conjugation, fermentation, hybridization, in vitro fertilization, or tissue culture.”

Use of synthetic insecticides, fertilizers, and transgenic crops is excluded from certified organic production systems. Natural products are allowed. Since organic certification is process-based, the presence of a detectable residue of a product of excluded methods (including genetically modified organism residues; e.g., transgenic soybean) does not by itself constitute a violation of the NOP regulations (USDA-AMS 2011). The NOP regulations do not specify an acceptable threshold level for the adventitious presence of genetically engineered materials in an organic-labeled product. The unintentional presence of the products of excluded methods will not affect the status of an organic product or operation when the operation has not used the excluded methods and has taken reasonable steps to avoid contact with the products of excluded methods as detailed in their approved organic system plan (Ronald and Fouche 2006; USDA-AMS 2010).

To prevent gene flow between conventional crops and to produce genetically pure seed, different types of crops should be separated from each other by an adequate isolation distance (Carpenter et al. 2002). Common practices organic growers may use to prevent gene flow from genetically engineered organisms include planting only organic seed, planting earlier or later than neighboring farmers who may be using transgenic crops so that the two crops will flower at different times, and employing adequate isolation distances between the organic fields and the fields of neighbors to minimize the chance that pollen will be carried between the fields (Sundstrom et al. 2002; NCAT 2003; Bradford 2006; Baier 2008). Isolation distances vary between crops based on the type of pollination. Isolation distances for soybean are usually not required because the crop is predominantly self-pollinated; however, as described in Section 2.1, insect-mediated outcrossing may occur over short distances in some cultivars if the different cultivars have synchronized flowering.

Organic soybean production practices include crop rotation, use of cover crops, green and animal manures, application of rock minerals such as lime, other soil additives, mechanical weed control, biological control of pests, and disease control primarily through management practices (Heatherly et al. 2009; Kuepper 2003; USDA-AMS 2011). Based on 2006 ARMS data, more than 90 percent of organic soybean producers planted in standard width rows, as compared to 60 percent of other soybean producers (McBride and Greene 2008). The standard row spacing may be utilized by organic farmers to facilitate mechanical weed control that would be hindered by narrow row spacing where weed control is accomplished by chemical means that are prohibited in organic

¹⁸ Section 205.202(c)

systems. Further, organic soybean operations rotated crops more often, and 40 percent of the farmers incorporated a 1-year fallow into their organic soybean rotation.

Weed control in organic systems is accomplished with delayed seeding to avoid spring weeds, applying fertilizer to growing plants to outcompete weeds, increasing seeding rates, sowing cover crops, rotating crops, intercropping, flame weeding, hand weeding, and tilling (Heatherly et al. 2009; Kuepper 2003). Organic crop production historically employed mulch and ridge tillage practices (NCAT 2003); no-till practices may be unsustainable in some long-term organic systems because of increasingly poor weed control. Field evaluations of several tillage methods in organic systems conducted over 9 years found that factors contributing to poor weed control included uneven seeding beds produced by chisel-tilling in a cover crop and animal manure, variable ground cover occurring in mowed cover crop residue, insufficient disruption of weed roots by sweep-type cultivators, and the short grain crop rotation system used was unsuitable for maintaining a low weed seedbank (Teasdale, Coffman, and Mangum 2007).

Pest control in organic systems is accomplished with application of natural pesticides, integrated pest management techniques such as introduction of beneficial organisms (predator and parasitic organisms), and some of the practices described for conventional weed control (crop rotation, intercropping, and use of cover crops) (NCAT 2003). Diseases are primarily controlled in organic systems by planting disease-resistant varieties, using management practices that promote healthy soil, rotating crops, diligently removing diseased plant material, and managing plant canopy. When physical, mechanical, or biological controls are not sufficient for controlling weeds, pests, or disease, only a biological, botanical, or synthetic substance approved on the national list may be used (USDA-AMS 2011).

Organic soybeans represent between 0.17 and 0.22 percent of US soybean production (USDA-ERS 2010c). In 2011, certified organic soybeans were harvested from 96,080 acres in 28 states, resulting in 2.9 million bushels of soybeans (USDA-NASS 2012a). Table 2-8 indicates the acreage of organic soybean produced in each state.

Organic soybean field yields are lower or equal to conventional soybean yields (Cavigelli and Conklin undated). Organic soybean producers had an average yield in 2006 of 31 bushels per acre, as compared to 47 bushels per acre for conventional soybean yield (McBride and Greene 2008). Lower yields are generally attributed to competition with weeds in organic systems.

In 2006, the total estimated additional costs for producing organic relative to conventional soybeans were \$0.82 per bushel for operating costs alone, \$2.61 per bushel for operating and capital costs together (including transition costs), and \$6.20 per bushel for total economic costs (McBride and Greene 2008).

Table 2-8 US Certified Soybean Acreage by State, 2011

State	Acres	State	Acres
Arkansas	(D)	Missouri	5,505
Delaware	(D)	Nebraska	6,211
Georgia	(D)	New Jersey	(D)
Idaho	(D)	New York	8,621
Illinois	6,633	North Carolina	(D)
Indiana	945	North Dakota	3,288
Iowa	12,659	Ohio	5,634
Kansas	1,311	Pennsylvania	1,280
Kentucky	(D)	South Dakota	3,962
Louisiana	(D)	Tennessee	(D)
Maine	(D)	Texas	(D)
Maryland	1,090	Vermont	527
Michigan	11,699	Virginia	150
Minnesota	16,150	Wisconsin	7,622

Source: (USDA-NASS 2012a)

(D) = Withheld to avoid disclosing data for individual operations. Total area in this table is therefore 84,666 acres, less than the US total of 96,080 acres.

2.2.3.4 Specialty Production Systems

Specialty production refers to specialized agronomic practices as compared to those described in Section 2.2.2, *Agronomic Practices*, and unique soybean commodities as compared to those described in Section 2.2.3.2, *Raw and Processed Soybean Commodities*. Specialty soybean varieties are produced on approximately 12 percent of the US soybean acreage.

The Identity Preservation (IDP) production and distribution systems accommodate differences between commodity and specialty soybean. Distinct identity-preserved specialty soybean with such traits as clear hilum or high protein have been grown and successfully marketed for specific food uses in domestic and export markets for many years (Cui et al. 2004). The specialty soybean market produces soybeans that have specific physical or chemical characteristics to meet specific buyer requirements. A separate specialty soybean production channel has developed for the specialty soybean product that involves much smaller volumes than commodity soybean. Specialty soybeans can be grouped into several broad, but overlapping, categories, as listed below.

- Altered seed composition
 - Low saturated fat
 - High sucrose
 - High oleic fatty acid
 - Low linolenic fatty acid
 - High protein

- Unique physical characteristics or uses
 - Clear hilum
 - Tofu
 - Natto
 - Soy milk

The categories are not exclusive. Soybeans of all specialty categories are often derived from varieties produced according to certified seed production practices, as described in Section 2.2.3.1, *Seed Production*.

Specialty soybeans often earn premiums (Pritchett, Fulton, and Lawson 2002). The greatest premium received by producers is for tofu soybeans, but these have higher production costs related to seed cost, technology fees, and transportation costs. Seed soybeans have additional costs related to more intensive production/management requirements and herbicide costs, although the seed technology fees and additional transportation costs remain important factors.

Product differentiation and market segmentation in the specialty soybean industry includes mechanisms to keep track of the grain (traceability) for IDP and quality assurance processes (e.g., ISO9001-2000 certification), as well as contracts between growers and buyers that specify delivery agreements (Sundstrom et al. 2002). Systems used by specialty soybean growers and end users to maintain identity of the production include:

- **Contracts** – written agreements detailing responsibilities and duties of both parties including premiums for reaching goals and penalties for failing to attain specifications.
- **Tracking and Traceability Systems** – correct labeling of all products (planting seeds and harvested material) and testing procedures for identifying and detecting acceptability of materials.
- **Quality Assurance Processes** – oversight on handling procedures, testing planting seeds, and testing harvested materials to determine acceptability of use and product requirements, and assuring testing procedures are appropriate.
- **Closed-Loop Systems** – the end-user supplies the planting seeds and guarantees to purchase final products. This may also require that the end-user conduct intermediate procedures such as planting, providing oversight during the growing season, harvesting, and transportation to processing plant.
- **Identity Preservation Systems** – using systems of identity preservation that have been shown to be successful in the past such as the seed certification systems conducted by members of the AOSCA. To maintain the purity of the soybean product, this production system is based on controlling, tracking and documenting each step from seed production to end use (processing plants) (AOSCA 2003).

The IDP practices used in specialty soybean production require that all equipment and storage facilities for specialty soybean must be clean of seed from other soybean varieties or plants, dirt, pathogens, and other foreign material. Some soybean contracts may require a special inspection of the handling and storage facilities. The specialty soybean for soybean foods may require special

harvesting equipment because some of these soybeans are harvested before full maturity (e.g., edamame or vegetable soybean) (Cui et al. 2004). Weed control is extremely important for specialty soybean to maintain a high yield potential.

2.3 Physical Environment

Soil, water, and air affect, and are affected by, soybean agriculture. This section describes water quality, soil characteristics, and air quality impacted by soybean agriculture. Climatic conditions, in the context of potential climate change, are also discussed.

2.3.1 Soil

Soil consists of solids (minerals and organic matter), liquids, and gases. This body of inorganic and organic matter is home to a wide variety of fungi, bacteria, and arthropods, and is the growth medium for terrestrial plant life (USDA-NRCS 2004). Soil is characterized by its layers that can be distinguished from the initial parent material due to additions, losses, transfers, and transformations of energy and matter (USDA-NRCS 1999b). It is further distinguished by its ability to support rooted plants in a natural environment. Soil plays a key role in determining the capacity of a site for biomass vigor and production in terms of physical support, air, water, temperature moderation, protection from toxins, and nutrient availability. Soils also determine a site's susceptibility to erosion by wind and water, and flood attenuation capacity. Soil properties change over time: temperature, pH, soluble salts, amount of organic matter, the carbon-nitrogen ratio, and the numbers of microorganisms and soil fauna all vary seasonally, as well as over extended periods of time (USDA-NRCS 1999b). Soil texture and organic matter levels directly influence its shear strength, nutrient holding capacity, and permeability.

Soil taxonomy was established by scientists to classify soils according to the relationship between soils and the factors responsible for their character (USDA-NRCS 1999b). Soils are differentiated based on characteristics such as particle size, texture, and color, and classified taxonomically into soil orders based on observable properties such as organic matter content and degree of soil profile development (USDA-NRCS 2010). From an ecological perspective, organic matter is probably the most vital component in maintaining quality soil; it is instrumental in maintaining soil stability and structure, reduces the potential for erosion, provides energy for microorganisms, improves infiltration and water holding capacity, and is important in nutrient cycling, cation exchange capacity¹⁹, and the breakdown of pesticides (USDA-NRCS 1996).

The interactions between the below-ground community of microorganisms and arthropods, plant root structure, and organic residues in the soil are central to soil ecological processes including decomposing organic material, subsequent nutrient cycling and release, and maintaining soil structure and composition. Cultivation directly impacts these biological attributes. Agronomic practices such as conventional tillage and mechanized harvesting machinery may disturb and expose the top soil surface layer, leaving the land prone to degradation or, conversely, improving soil health.

¹⁹ Soil cation exchange capacity is the ability of soil anions (negatively charged clay, organic matter and inorganic minerals such as phosphate, sulfate, and nitrate) to adsorb and store soil cation nutrients (positively charged ions such as potassium, calcium, and ammonium).

Soil degradation can lead to a decline in water quality and contribute to the greenhouse effect by releasing sequestered carbon dioxide (CO₂) (Lal and Bruce 1999). A decline in soil quality and soil resilience enhances the greenhouse effect through emissions of radiatively active gases (CO₂ and nitrous oxide, N₂O). Land that is prone to degradation is also more likely to adversely impact water quality and communities of organisms dependent on those water resources. While practices such as tillage, fertilization, pesticide application, and other management tools can improve soil health, they can also cause substantial damage if not properly used. Inappropriate agricultural practices can lead to increased erosion, soil compaction, degradation of soil structure, nutrient loss, increased salinity, change in pH, and reduced biological activity (USDA-NRCS 2001).

Soybeans are grown in managed agricultural fields and are best suited to fertile, well-drained medium-textured loam soils, yet can be produced in a wide range of soil types (Berglund and Helms 2003). Soybeans need a variety of macronutrients (such as nitrogen, phosphorus, potassium, calcium, magnesium, and sulfur) at various levels (NSRL undated). They also require smaller amounts of micronutrients such as iron, zinc, copper, boron, manganese, molybdenum, cobalt, and chlorine. These micronutrients may be deficient in poor, weathered soils, sandy soils, alkaline soils, or soils excessively high in organic matter. As with proper nutrient levels, soil pH is critical for soybean development. Soybeans grow best in soil that is slightly acidic (pH 5.8 to 7.0); more alkaline soils (pH 7.3 or greater) negatively affect yield (Cox et al. 2003). Similarly, soils that are high in clay and low in humus may impede plant emergence and development (NSRL undated). Soils with some clay content may retain moisture during periods of low precipitation than those with no clay content (Cox et al. 2003).

Conservation tillage methods (as described in Section 2.2.2.1, *Cropping Practices*) leave a crop mulch on the ground to provide a protective cover to the soil between seasons and improve soil fertility by maintaining nutrient-rich organic matter on the field. As conservation practices are adopted, soil organic matter increases help bind soil nutrients and significantly reduce the loss of cropland soil from runoff, erosion, and leaching over time (USDA-NRCS 2006a, 2006b). Organic matter builds up in the soil, absorbing CO₂ and helping to reduce a significant amount of greenhouse gas.

One of the most effective soil conservation methods to reduce wind and water erosion is through management of crop residue, which also benefits air and water quality and wildlife (USDA-NRCS 2006a). Residue management that uses intensive tillage and leaves low amounts of crop residue on the surface results in greater losses of soil organic matter as compared to conservation tillage methods. Intensive tillage turns the soil over and buries the majority of the residue, stimulating microbial activity and increasing the rate of residue breakdown (USDA-NRCS 1996). The residues left after conservation tillage increase organic matter and improve infiltration, soil stability and structure, and soil microorganism habitat (USDA-NRCS 2005; Fawcett and Caruana 2001).

The residue left over from conservation tillage practices increases organic matter in the top 3 inches of the soil and protects the surface from erosion while maintaining water-conducting pores. Soil aggregates in conservation tillage systems are more stable than those of conventional tillage due to the products of organic matter decomposition and the presence of soil bacteria and fungal hyphae (filamentous structures that composes the main growth) that bind aggregates and soil particles together (USDA-NRCS 1996). Although soil erosion rates are dependent on

numerous local conditions such as soil texture and crop, a comparison of 39 studies contrasting conventional and no-till practices concluded that, on average, no-till practices reduce erosion 488 times over conventional tillage (Montgomery 2007). This reduction is enough to balance soil production with losses from erosion. From 1982 through 2003, erosion on US cropland dropped from 3.1 billion tons per year to 1.7 billion tons per year (USDA-NRCS 2006a). This can partially be attributed to the increased effectiveness of weed control through the use of herbicides and the corresponding reduction in the need for mechanical weed control (Carpenter et al. 2002). Another factor is the Conservation Reserve Program described in Section 2.2.2.1, which provides financial incentives to farmers to use conservation tillage techniques or set aside land from agricultural use (USDA-FSA 1999). Conservation tillage also minimizes soil compaction due to the reduced number of tillage trips.

While conservation tillage does have several benefits for soil health, some management concerns are associated with its use in certain circumstances. Under no-till practices, soil compaction may become a problem as tillage is useful for breaking up compacted areas (USDA-NRCS 1996). Likewise, not all soils (such as wet and heavy clay soils) are suited for no-till. No-till practices may lead to increased pest occurrences that conventional tillage is better suited to managing (NRC 2010) as described in Section 2.2.2.5, *Management of Disease and Non-Insect Pests*.

Other methods to improve soil quality include:

- Careful management of fertilizers and pesticides;
- Use of cover crops to increase plant diversity and limit the time soil is exposed to wind and rain; and
- Increase landscape diversity with buffer strips, contour strips, wind breaks, crop rotations, and varying tillage practices (USDA-NRCS 2006a).

There are a multitude of organisms associated with soils, ranging from microorganisms to larger invertebrates such as worms and insects. The microorganisms that make up the soil community include bacteria, fungi, protozoa, and nematodes, as discussed in Section 2.4.3, *Soil Microorganisms*. These organisms are responsible for a wide range of activities that impact soil health and plant growth. Pesticide (including herbicide) use has the potential to affect soil quality due to potential impacts to the soil microbial community. The length of time that herbicides persist in soil is dependent on the concentration and rate of degradation by biotic and abiotic processes (Carpenter et al. 2002). Persistence is measured by the half-life or dissipation time, which equates to the length of time needed for the herbicide to degrade to half of its original concentration. Herbicide persistence in soil for mesotrione, isoxaflutole, and glufosinate (the three herbicides of which SYHT0H2 soybean is tolerant) is discussed in detail in the appendices.

2.3.2 Water Quality

The primary cause of agricultural nonpoint source (NPS) pollution is increased sedimentation from soil erosion, which can introduce sediments, manure, fertilizers, and pesticides to nearby lakes and streams (USEPA 2005). Water quality risks from herbicide use are assessed by the EPA during the herbicide registration (and re-registration review) process and are addressed, as warranted, through

EPA requirements such as application methodology and buffer zones between fields and water bodies, as well as monitoring for herbicide residues in surface and ground water. There are no federal water quality standards for the enzymes present in transgenic herbicide-tolerant plant varieties.

Although meteorological (precipitation, temperature), morphological (land use, soil type), and environmental fate drivers affect water quality, anthropogenic practices (product use and management) are the most relevant, as these are generally under direct grower control on a soybean farm (Ramanarayanan, Narasimhan, and Srinivasan 2005). Certain agronomic practices, including conservation tillage and reduced fertilizer or pesticide application rates, may reduce adverse impacts. The EPA recommends several Best Management Practices for protecting water quality from agricultural NPS pollution (USEPA 2008a):

- **Conservation Tillage** - leaving crop residue (plant materials from past harvests) on the soil surface reduces runoff and soil erosion, conserves soil moisture, helps keep nutrients and insecticides on the field, and improves soil, water, and air quality;
- **Crop Nutrient Management** - fully managing and accounting for all nutrient inputs helps ensure that nutrients are available to meet crop needs while reducing nutrient movement off of fields. It also helps prevent excessive buildup in soils and helps protect air quality;
- **Pest Management** - varied methods for keeping insects, weeds, disease, and other pests below economically harmful levels while protecting soil, water, and air quality; and
- **Conservation Buffers** - from simple grassed waterways to riparian areas, buffers provide an additional barrier of protection by capturing potential pollutants that might otherwise move into surface waters.

Conservation tillage (including no-till practices) has been shown to minimize surface water runoff and soil erosion. As discussed in Section 2.3.1, *Soil*, reduced tillage agricultural practices result in improved soil quality having high organic material that binds nutrients within the soil. An increased amount of plant residue on the soil surface reduces the effects of pesticide usage on water resources by forming a physical barrier to erosion and runoff, allowing more time for absorption into the soil, and slowing down soil moisture evaporation (Locke, Zablotowicz, and Reddy 2008). Improving soil quality increases soil organic matter that promotes nutrient, pesticide, and herbicide binding to soil and prevents their loss to surface waters and groundwater from runoff, erosion, and leaching. Farmers planting genetically engineered herbicide-tolerant soybean varieties are more likely to use conservation tillage over conventional agricultural practices (Givens et al. 2009). The shift to genetically engineered varieties has resulted in reduced surface water run-off and soil erosion (Locke, Zablotowicz, and Reddy 2008).

2.3.3 Air Quality

Agriculture is an important market sector impacting air quality. Agricultural air emission sources include: smoke from agricultural burning, vehicle exhaust from equipment used in tillage and harvest, soil particulates (dust) from tillage, pesticide drift from spraying, and N₂O emissions from the use of nitrogen fertilizer (Aneja, Schlesinger, and Erisman 2009). Certain pesticides may volatilize after application to soil or plant surfaces and may also move as constituents of dust in

wind eroded soils (Vogel, Majewski, and Capel 2008). Agricultural air pollution also contributes to odor. After deposition of reactive nitrogen in waterways, eutrophication and acidification can result and affect biodiversity. Air quality can be improved by using conservation tillage methods in place of conventional (intensive) tillage as less dust is produced and fewer pollutants are emitted from farm equipment.

2.3.4 Climate

Agriculture is responsible for an estimated 6.3 percent of all human-induced greenhouse gas (GHG) emissions in the US (USEPA 2012d), the second-highest source. Agricultural soil management practices, including nitrogen-based fertilizer application and cropping practices, are the largest source of N₂O emissions in the US, accounting for 67.9 percent of the total N₂O emissions attributable to agricultural land uses (USEPA 2012d). Agriculture sources of methane (CH₄) emissions are primarily associated with enteric emissions of gas from cattle and manure management, and are responsible for 29 percent of CH₄ emissions from anthropogenic activities in the US (USEPA 2012d). CO₂ is also a significant GHG associated with particular classes of crops planted, geographic location and soil types, and energy consumption (Cole et al. 1997).

GHGs may be affected by the class of crop planted and soil types; trees, grasses and field crops each play a slightly different role in the global cycle of GHGs (Cole et al. 1997). For example, emissions of N₂O, produced naturally in soils through microbial nitrification and denitrification, can be dramatically influenced by fertilization, introduction of grazing animals, cultivation of nitrogen-fixing crops and forage, retention of crop residues (i.e., no-till conservation), irrigation, and fallowing of land (USDS 2010). These agricultural practices can influence the decomposition of carbon-containing organic matter sequestered in soil, resulting in CO₂ loss to the atmosphere.

In agricultural soils, mineral and organic soils sequester approximately six times as much carbon as is emitted from these soils through liming and urea fertilization (USEPA 2012d). The mineral soil carbon sequestration is largely due to the conversion of cropland to permanent pastures and hay production, a reduction in summer fallow areas in semi-arid areas, an increase in the adoption of conservation tillage practices, and an increase in the amounts of organic fertilizers (i.e., manure and sewage sludge) applied to agriculture lands. EPA has identified regional differences in GHG emissions associated with agricultural practices on different soil types (USEPA 2012d). Mineral soils contain from 1 to 6 percent organic carbon by weight; conversion of such soils from their native state to agricultural uses can cause as much as 50 percent of the natural organic carbon to decompose and be released to the atmosphere. In contrast to mineral soils, organic soils may contain as much as 20 percent carbon by weight. When such soils are prepared for agricultural use, they are aerated, accelerating decomposition and release of CO₂ to the atmosphere.

Tillage contributes to the release of GHGs from soil because of the loss of CO₂ to the atmosphere from the exposure and oxidation of soil organic matter (Baker, Southard, and Mitchell 2005). Reduced tillage can limit the loss of CO₂ to the atmosphere by preventing exposure and oxidation of soil organic matter (Baker, Southard, and Mitchell 2005; CAST 2009). In general, conservation tillage strategies are associated with more stable and increased carbon sequestration due to a net reduction in CO₂ emissions (Lal and Bruce 1999; West and Marland 2002). Recent literature, however, suggests that the relationship between conservation tillage and increased carbon

sequestration requires more study, as soil depth level and seasonal sampling bias may inadvertently affect measurements (Baker et al. 2007; Potter et al. 1998). Increased N₂O emissions as a result of conservation tillage strategies may offset any gains achieved through increased carbon sequestration (Gregorich et al. 2005). A broad generalization regarding the impact of tillage strategy and N₂O emissions is difficult to make, as numerous factors influence soil nitrification cycles, including geographic location, soil structure, moisture, and farm-level management practices (Grandy et al. 2006; Gregorich et al. 2006; Rochette et al. 2008).

The impacts of genetically engineered crop varieties on climate change are dependent on many variables including cropping systems, production practices, geographic distribution of activities, and individual grower decisions. Agriculture influences emissions that may contribute to climate change, and climate change, in turn, potentially affects agriculture through shifts in precipitation patterns and temperature ranges. The production of genetically engineered soybeans is expected to result in lower GHG emissions because fuel use would be reduced due to less frequent herbicide applications and soil cultivation (Brookes and Barfoot 2010). Most studies of corn, rice, sorghum, soybean, wheat, common forages, cotton, some fruits, and irrigated grains project likely climate-related yield increases of 5 to 20 percent (Field et al. 2007). However, this positive impact would not be observed evenly across all regions as certain areas of the US are expected to be negatively impacted by substantially reduced water resources (i.e., increased drought). In addition, the current range of weeds and pests of agriculture is expected to change in response to climate change (USGCRP 2009).

2.4 Biological Resources

The biological resources described in this section include animals, plants, soil microorganisms, biodiversity, and soybean gene movement. Threatened and endangered species are discussed in Chapter 5.

2.4.1 Animal Communities

Soybean fields are host to many animal species. During the spring and summer months, soybean fields provide browse for rabbits, deer, rodents, other mammals, and birds such as upland gamebirds. Fields also provide a forage base for insects (Palmer, Bromley, and Anderson undated). During the winter months, leftover and unharvested soybeans provide a food source for wildlife; however, soybeans are poorly suited for meeting nutrient needs of wildlife, such as waterfowl, that require a high-energy diet (Krapu, Brandt, and Cox 2004).

As discussed in Section 2.2.2.1, *Cropping Practices*, farmers that have shifted from conventional agricultural practices to conservation tillage and no-till practices have also been more inclined to plant genetically engineered herbicide-tolerant soybean varieties than farmers retaining conventional practices (Givens et al. 2009). The increased use of conservation tillage practices has benefitted wildlife through improved water quality, availability of waste grain, retention of cover in fields, and increased populations of invertebrates (Sharpe 2010). Conservation tillage practices that leave greater amounts of crop residue serve to increase the diversity and density of birds and mammals (USDA-NRCS 1999a). Increased residue also provides habitat for insects and other

arthropods, increasing this food source for insect predators. Insects are important during the spring and summer brood rearing season for many upland game birds and other birds, as they provide a protein-rich diet to fast growing young, as well as a nutrient-rich diet for migratory birds (USDA-NRCS 2003).

Insects and other invertebrates can be beneficial to soybean production, providing biological services such as nutrient cycling and preying on plant pests. Although soybean is typically cleistogamous and not insect-pollinated, some varieties may be chasmogamous and insect-mediated pollination has been reported (Ahrent and Caviness 1994; Erickson 1975). Soybean cultivars vary in their rate of nectar secretion and some varieties have been reported to be attractive to honeybees (Ahrent and Caviness 1994). Conversely, there are many insects and invertebrates that are detrimental to soybean crops (Palmer, Bromley, and Anderson undated; Whitworth, Michaud, and Davis 2012), including:

- Bean leaf beetle (*Cerotoma trifurcata*)
- Beet armyworm (*Spodoptera exigua*)
- Blister beetle (*Epicauta* spp.)
- Corn earworm (*Helicoverpa zea*)
- Grasshopper (*Acrididae* spp.)
- Green cloverworm (*Hypena scabra*)
- Seed corn beetle (*Stenolophus lecontei*)
- Seed corn maggot (*Delia platura*)
- Soybean aphid (*Aphis glycines*)
- Soybean looper (*Pseudoplusia includens*)
- Soybean stem borer (*Dectes texanus*)
- Spider mites (*Tetranychus urticae*)
- Stink bug (green [*Acrosternum hiliare*] and brown [*Euschistus* spp.])
- Velvetbean caterpillar (*Anticarsia gemmatilis*)

As described in Section 2.2.2.4, *Management of Insects*, insects are considered less problematic than weeds in US soybean production; however, insect injury can impact yield, plant maturity, and seed quality. Consequently, insect pests are sometimes managed during the growth and development of soybean to enhance soybean yield (Aref and Pike 1998).

2.4.2 Plant Communities

Soybean fields are typically bordered by other agricultural fields, pastures, woodlands, or grasslands; natural plant communities adjacent to fields may be important to biodiversity. From an agronomic perspective, the most important members of a surrounding plant community are those that can behave as weeds when they have invaded fields, as discussed in Section 2.2.2.6, *Management of Weeds*. Soybean agronomic performance can be reduced by weed competition for water, nutrients, and light. Adjacent natural or native plant communities that do not behave as weeds are important from an ecological perspective but not agronomically.

Plants are classified as annuals, biennials, or perennials. An annual is a plant that completes its lifecycle in 1 year or less and reproduces only by seed. Biennials are plants that complete their life

cycles in 2 years. Perennials are plants that live for more than 2 years. Plants are also classified as broadleaf (dicots) or grass (monocots). Plants can reproduce by seeds, rhizomes (underground creeping stems), or other underground parts. Many plant species occur as weeds in fields.

Plant communities adjacent to agricultural fields may be affected by spray drift or volatilization of herbicides applied to the nearby crops. Spray drift and volatilization are managed by adherence to the application requirements stated on EPA-approved herbicide labels.

2.4.3 Soil Microorganisms

Soil microorganisms play a key role in soil structure formation, decomposition of organic matter, toxin removal, nutrient cycling, and most biochemical soil processes (Garbeva, van Veen, and van Elsas 2004). The main factors affecting microbial population size and diversity include soil type (texture, structure, organic matter, aggregate stability, pH, and nutrient content), plant type (as providers of specific carbon and energy sources into the soil), and agricultural management practices (crop rotation, tillage, herbicide and fertilizer application, and irrigation) (Garbeva, van Veen, and van Elsas 2004), as described in Section 2.3.1, *Soil*. Plant roots, including those of soybeans, release a variety of compounds into the soil creating a unique environment for microorganisms in the rhizosphere. Microbial diversity in the rhizosphere may be extensive and different from the microbial community in bulk soil (Garbeva, van Veen, and van Elsas 2004).

Decomposers (such as bacteria, actinomycetes [filamentous bacteria], and saprophytic fungi) degrade plant and animal remains, organic materials, and some pesticides (USDA-NRCS 2004). Other organisms (such as protozoa, mites, and nematodes) consume the decomposer microbes and release macro- and micronutrients, making them available for plant usage. Mutualists (mycorrhizal fungi, nitrogen-fixing bacteria, and some free-living microbes) have co-evolved with plants and supply nutrients to and obtain food from their plant hosts (USDA-NRCS 2004).

Members of the bacterial families *Rhizobiaceae* and *Bradyrhizobiaceae* form a highly complex and specific symbiotic relationship with leguminous plants, including soybean (Gage 2004). The nitrogen-fixing plant/microbe symbiosis results in the formation of root nodules, providing an environment in which differentiated bacteria (bacteroids) are capable of reducing (fixing) atmospheric nitrogen. The product of nitrogen fixation, ammonia, then can be used by the plant. In soybean, atmospheric nitrogen is fixed into ammonia through a symbiotic association with the bacterium *B. japonicum* (Farooq and Vessey 2009). Since neither soybean nor *B. japonicum* is native to North America, if a field has not been planted with soybean in the last 3 to 5 years, either the seed or seed zone must be inoculated with the bacteria prior to soybean planting (Pedersen 2007; Berglund and Helms 2003).

2.4.4 Biodiversity

Biodiversity refers to all plants, animals, and microorganisms interacting in an ecosystem, and provides valuable genetic resources for crop improvement (Harlan 1975). With reference to agriculture, biodiversity supports pollination, biological control, and nutrient recycling. These processes support competition against pests by natural enemies, improve soil structure, facilitate

soil and water conservation, suppress disease, control the local microclimate and local hydrological processes, and detoxify noxious chemicals (Altieri 1999).

Relative to any natural ecosystem, species abundance and richness will generally be less in intensively managed agroecosystems.²⁰ However, biomass may be higher as a result of introduced fertilizers and additional water that would not be present naturally. The degree of biodiversity in an agroecosystem depends on four primary characteristics (Altieri 1999; Palmer, Bromley, and Anderson undated):

- Diversity of vegetation within and around the agroecosystem;
- Permanence of various crops within the system;
- Intensity of management; and
- Extent of isolation of the agroecosystem from natural vegetation.

Tillage, seed bed preparation, monoculture crop planting, pesticide use, fertilizer use, and harvest may all limit the diversity of plants and animals in an agricultural field (Lovett, Price, and Lovett 2003). Herbicide use in agricultural fields may impact biodiversity by decreasing weed species and other non-weedy plants present in the field and the insects, birds, and mammals that utilize those weeds.

Reducing biodiversity may result in a need for costly management practices in order to provide the biological functions of pollination, genetic introgression, biological control, and nutrient recycling (Altieri 1999). Woodlots, fencerows, hedgerows, wetlands, and the like have been used to introduce biodiversity into large scale monocultures. Other enhancement strategies in agroecosystems include intercropping (planting of two or more crops simultaneously to occupy the same field), agroforestry, crop rotations, cover crops, no-tillage, composting, green manuring (growing a crop specifically for the purpose of incorporating it into the soil in order to provide nutrients and organic matter), addition of organic matter (compost, green manure, animal manure, etc.), and windbreaks (Altieri 1999).

Agriculture interacts with biodiversity at the crop, farm, and/or landscape level (Carpenter 2011). In this ER, crop diversity refers to the absence of genetic uniformity within crops, farm level diversity refers to the level of complexity of organisms within the boundaries of a farm, and landscape level diversity refers to land use patterns beyond the farm boundaries (Carpenter 2011). Each of these levels is described in further detail below.

2.4.4.1 Crop Diversity

Genetic diversity in crops is beneficial as it may improve yields, pest and disease resistance, and quality in agricultural systems. Greater varietal and intra-species diversity enables growers to maintain productivity over a wide range of conditions (Krishna, Zilberman, and Qaim 2009). The adoption of genetic engineering technology might reduce grower demand for crop genetic diversity because breeding programs could concentrate on a smaller number of high value cultivars, which could reduce the availability of, and demand for, non-genetically engineered varieties (Carpenter 2011; Krishna, Zilberman, and Qaim 2009). However, several studies involving genetically engineered soybeans and cotton have found this not to be the case, indicating that the introduction of

²⁰ An agroecosystem is the organisms and environment of an agricultural area when considered as an ecosystem.

genetically engineered cultivars has not decreased crop species diversity (Carpenter 2011; Krishna, Zilberman, and Qaim 2009).

Concern about the loss of genetic variability for crops has led to the establishment of a worldwide network of gene banks. The USDA Soybean Germplasm Collection, which is part of the National Plant Germplasm System, acquires, maintains, and evaluates soybean germplasm and distributes seed samples to scientists in 35 states (Peregrine 2003). Nationwide, there are over 21,850 soybean varieties (USDA-ARS 2012) that provide a vast reservoir of genetic diversity for crop development.

2.4.4.2 Farm-Level Biodiversity

As noted previously, agricultural practices have the potential to impact biodiversity at the farm level by affecting local biota, including birds, wildlife, invertebrates, soil microorganisms, and other plant populations. For example, increased adoption of conservation tillage practices is associated with the use of genetically engineered herbicide-tolerant crops (Givens et al. 2009). Less tillage provides more wildlife habitat by allowing other plants to establish between crop rows; this benefits biodiversity but may adversely affect crop productivity. Conservation tillage also leaves a higher rate of plant residue and increases soil organic matter, which benefit soil biota by providing additional food sources (energy) (USDA-NRCS 1996) and increasing the diversity of soil microorganisms, as discussed in Section 2.4.3, *Soil Microorganisms*. In addition, invertebrates that feed on plant detritus and the other animals (invertebrates, birds, reptiles, and mammals) that prey on them may benefit from conservation tillage practices (Carpenter 2011).

Herbicide use in agricultural fields may impact biodiversity by decreasing weed or non-weed plant quantities or causing a shift in weed or non-weed plant species present in the field, which could affect the insects, birds, and mammals that utilize these species. The quantity and type of herbicide use associated with crops is dependent on many variables, including cropping systems (including non-genetically engineered and genetically engineered varieties), type and abundance of weeds, production practices, and individual grower decisions.

2.4.4.3 Landscape-Level Biodiversity

The greatest direct impact of agriculture on biodiversity at the landscape level results from the loss of natural habitats caused by the conversion of natural ecosystems into agricultural land. Increases in crop yields, as observed in the last 10 years in soybean production, have the potential to reduce impacts to biodiversity by allowing less land to be converted to agriculture than would otherwise be necessary (Carpenter 2011). However, substantial gains in yields have generally not been obtained by herbicide-tolerant cultivars unless the herbicide tolerance trait has been introduced into higher yielding cultivars (NRC 2010).

The use of herbicides also has the potential to impact biodiversity at the landscape level. Increased conservation tillage practices associated with herbicide-tolerant crops at the farm scale but implemented over large areas may regionally increase certain populations of invertebrates and wildlife that benefit from conservation tillage, whereas the species dependent on the targeted weeds may be negatively impacted. For example, it has been suggested that reductions in monarch

butterfly (*Danaus plexippus*) populations overwintering in Mexico might be attributed in part to loss of host milkweed (*Asclepias syriaca*) plants in the Corn Belt from the extensive use of glyphosate on corn and soybean fields (Brower et al. 2011; Pleasants and Oberhauser 2012). Other factors implicated in the decline in overwintering populations include loss of wintering habitat in Mexico (Brower et al. 2011). However, monarch populations are very dynamic because of the high reproductive potential of this species and population shifts cannot be easily correlated with one factor (Davis 2011). Potential reductions in landscape-level biodiversity can also result from the effects of herbicides on non-target plant species. Such potential impacts on non-target plants are managed by adherence to the application requirements stated on EPA-approved herbicide labels.

The crop protection industry has taken a proactive approach to helping farmers protect and enhance farm-level and landscape-level biodiversity through extensive outreach and education programs. For example, along several programs sponsored or supported by one or both companies, Syngenta and Bayer provide support to the Coalition for Urban/Rural Environmental Stewardship²¹ and the Center for Integrated Pest Management.²² These programs promote environmental stewardship and provide information and guidance on biodiversity issues such as conservation buffers, wildlife habitat, wildlife stewardship, and pollinator health and protection.

2.4.5 Gene Movement in the Natural Environment

Gene flow is the movement of genes from one population to another, conferring new traits – the biophysical characteristics of the source organism – to individuals of the recipient population (Quist 2010). This happens by cross-pollination (also called hybridization): the pollination of members of one population or genetic pool with pollen from another. Vertical gene transfer is genetic information that is passed ‘down’ from parents to offspring or related species. Horizontal gene transfer is the passage of genes from one organism to an unrelated one by means other than inheritance. Vertical gene flow often results in introgression, the establishment of alleles (gene variants), or wholly new genes (as is the case with transgenes) in the recipient population. There is no evidence that horizontal gene transfer can naturally occur between unrelated plant species (Stewart, Halfhill, and Warwick 2003).

Characteristics that favor natural hybridization between two populations of related species include (Mallory-Smith and Zapiola 2008):

- Presence of feral populations and uncontrolled volunteers;
- Presence of a high number of highly compatible relatives;
- Self-incompatibility;
- Large pollen source;
- Large amounts of pollen produced per plant;
- Lightweight pollen;
- Strong winds (wind pollinated);
- Large insect populations (insect pollinated); and
- Long pollen viability.

21 <http://curesworks.org>

22 <http://pesticidestewardship.org>

None of these characteristics occur in soybeans. Soybean is not native to the US and there are no feral or weedy relatives. Soybean is a self-pollinated species, propagated by seed (OECD 2000), and does not require insects to pollinate flowers. Flowers are typically cleistogamous but, in some cultivars and under some conditions, may be chasmogamous and insects may transfer pollen (Chiari et al. 2005; Ahrent and Caviness 1994; Ray et al. 2003; Erickson 1975). Insect-mediated cross-pollination to adjacent plants may occur through pollinating insects such as honeybees. Incidental pollen transfer by nonpollinating insects occurs at very low frequency (typically less than 1 percent with narrow row spacing) (Caviness 1966; Ray et al. 2003; Yoshimura, Matsuo, and Yasuda 2006). There is little potential for gene flow from one plant to another.

Gene movement can be enabled by dormancy or volunteer characteristics, which can allow the plant to survive outside of normal agriculture. Cultivated soybean seed rarely displays any dormancy characteristics and only under certain environmental conditions grows as a volunteer in the year following cultivation (OECD 2000). Volunteer soybean seed is typically not viable after the winter period in the northern US. In the southern US soybean seed may remain viable over the winter and germinate the following spring (Carpenter et al. 2002; OECD 2000). However, volunteers do not compete well with the succeeding crop and are easily controlled mechanically or chemically. There is a wide range of herbicides available to control volunteers of herbicide-tolerant soybean (York et al 2005). As described in Section 2.1, *Soybean Biology*, *Glycine max* is not weedy in character and is not found outside of cultivation in North America.

2.5 Public Health

Public health concerns related to soybeans stem from human consumption of soybean and soybean food products, animal (livestock) consumption of soybean feed products, and the indirect effect on human health and worker safety from laborers' exposure to agricultural chemicals.

2.5.1 Human Health

Soybean oil makes up 94 percent of the soybean food ingredients consumed by humans (OECD 2001). The essential amino acids required by humans are present in soybean proteins. Soy protein products are added to a number of meat, dairy, bakery, and cereal products as protein extenders. Soy sprouts, baked soybeans, roasted soybeans, soy flour, and traditional soy foods (miso, soy milk, soy sauce and tofu) round out the soy-based products present in the human diet.

Soybeans also contain several antinutrients, with potential effects on humans, that are offset by heating or processing (OECD 2001):

- Protease inhibitors are active against trypsin and chymotrypsin, and interfere with the digestion of proteins resulting in decreased animal growth. The activity of these inhibitors is destroyed when the bean or meal is toasted or heated during processing.
- Lectins are proteins that bind to carbohydrate-containing molecules. Lectins in raw soybeans can inhibit growth and cause death in animals and, potentially, in humans. Lectins are rapidly degraded upon heating.

- Soybeans naturally contain a number of isoflavone compounds reported to possess biochemical activity, including estrogenic, anti-estrogenic, and hypocholesterolemic effects, in mammalian species. Processing significantly reduces isoflavone isomers in the final soy products.
- The low molecular weight carbohydrates stachyose and raffinose are considered antinutrients due to the gas production and resulting flatulence caused by their consumption. Further processing of soybean meal into concentrate or isolate reduces or removes these oligosaccharides.
- Phytic acid chelates mineral nutrients (including calcium, magnesium, potassium, iron, and zinc), rendering them unavailable to humans consuming the soybeans.
- Saline extracts of soybeans have been reported to contain several antigenic proteins which can orally sensitize humans. The presence of these allergenic proteins in the diet of hypersensitive individuals can cause severe adverse reactions in the gastrointestinal tract.

Nontransgenic soybean varieties, both those developed for conventional use and for use in organic production systems, are not routinely required to be evaluated by any regulatory agency in the US for human food or animal feed safety prior to release in the market. Under the FFDCFA, it is the responsibility of food and feed manufacturers to ensure that the products they market are safe and properly labeled. Food and feed derived from genetically engineered soybean must be in compliance with all applicable legal and regulatory requirements.

Genetically engineered organisms for food and feed may undergo a voluntary consultation process with the FDA prior to release onto the market (USDHHS-USFDA 1992). Although voluntary, thus far all applicants who have wished to commercialize a genetically engineered variety of a plant that would be included in the food supply have completed a consultation with the FDA. In such a consultation, a developer who intends to commercialize a bioengineered food consults with the agency to identify and discuss relevant safety, nutritional, or other regulatory issues regarding the bioengineered food and then submits to FDA a summary of its scientific and regulatory assessment of the food (USDHHS-USFDA 1997). This process includes the developer's submission of the following information to the FDA:

- The purpose or intended technical effect of the modification, and its expected effect on the composition or characteristic properties of the food or feed.
- The identity and function of expression products encoded by the introduced genetic material, including an estimate of the concentration of any expression product in the bioengineered crop or food derived thereof.
- Any known or suspected allergenicity or toxicity of expression products and the basis for concluding that foods containing the expression products can be safely consumed.
- Comparison of the composition or characteristics of the bioengineered food to that of food derived from the parental variety or other commonly consumed varieties with special emphasis on important nutrients and toxicants that occur naturally in the food.
- Discussion of the whether the potential for the bioengineered food to induce an allergic response has been altered by the genetic modification.

- Any other information relevant to the safety and nutritional assessment of the bioengineered food.

FDA evaluates the submission and responds to the developer by letter with any concerns it may have or additional information it may require. Several international agencies also review safety associated with food and feed items derived from genetically engineered crops; these agencies include the European Food Safety Agency (EFSA) and the Australia and New Zealand Food Standards Agency (ANZFS).

Foods derived through biotechnology also undergo a comprehensive safety evaluation before entering the world market, including reviews under standards set by the CODEX, the EFSA, and the World Health Organization (FAO and WHO 2009; Hammond and Jez 2011). Food safety reviews compare the compositional characteristics of the genetically engineered crop with nontransgenic, conventional varieties of that crop (FAO and WHO 2009). This comparison also evaluates the composition of the modified crop under actual agronomic conditions, including various agronomic inputs. Composition characteristics evaluated in these comparative tests include moisture, protein, fat, carbohydrates, ash, minerals, dietary fiber, essential and non-essential amino acids, fatty acids, vitamins, and antinutrients.

There are multiple ways in which organisms can be genetically modified through human intervention. Traditional methods include breeding or crossing an organism to elicit the expression of a desired trait, while more contemporary approaches include the use of biotechnology such as genetic engineering to produce new organisms (NRC 2004). Unexpected and unintended compositional changes arise with all forms of genetic modification, including both conventional hybridizing and genetic engineering (NRC 2004). The NRC also noted that (at the time of their study in 2004), no adverse health effects attributed to genetic engineering had been documented in the human population. Reviews on the nutritional quality of genetically engineered foods have generally concluded that there are no significant nutritional differences in conventional versus genetically engineered plants for food or animal feed (Faust 2002; Flachowsky, Chesson, and Aulrich 2005).

2.5.2 Worker Safety

Workers engaged in soybean production may encounter insecticides, herbicides, fungicides, or fertilizers that do not pose a worker health or safety risk when used in accordance with the agriculture-specific requirements established by EPA in the Worker Protection Standard (WPS) that protects field workers from the hazards of chemical exposure (USEPA 1992). The Occupational Safety and Health Administration requires all employers to protect their employees from hazards associated with chemicals.

Most soybean acreage in the US is treated with pesticides; herbicides are the most commonly applied pesticides, but some acres are treated with insecticides and/or fungicides. Changes in acreage, crops, or farming practices can affect the amounts and types of pesticides used and thus change the risks to workers. Registered pesticides must have use restrictions that, if followed, have been determined to be protective of worker health.

EPA-approved measures to limit worker exposure to pesticides are listed on product labels. The WPS requires certain actions to reduce the risk of pesticide poisonings and injuries among agricultural workers and pesticide handlers. The WPS offers protection to more than 2.5 million agricultural workers who work with pesticides at more than 600,000 workplaces on farms, forests, nurseries, and greenhouses (USEPA 2012f). The WPS contains requirements for pesticide safety training, notification of pesticide applications, use of personal protective equipment, restricted entry intervals following pesticide application, decontamination supplies, and emergency medical assistance.

2.5.3 Animal (Livestock) Health

Animal agriculture consumes 98 percent of the soybean meal produced in the US (GINA 2011; Soyatech 2012). Poultry consume more than 48 percent of domestic soybean meal (13 million tons), with soy oil increasingly replacing animal fats and oils in broiler diets (Soystats 2010). Other animals fed domestic soybean (by crop volumes consumed) include swine (26 percent), beef cattle (12 percent), dairy cattle (9 percent), other (e.g., farm-raised fish; 3 percent), and household pets (2 percent) (Soystats 2010). Soybean can be the dominant component of livestock diets: for example, upwards of 66 percent of poultry protein intake is derived from soy (Waldroup and Smith undated).

Because of the presence of anti-nutritional factors in raw soybean, there is very limited consumption of the unprocessed bean. Most livestock is fed the protein-enriched seed meal left after extraction of soybean oil. Treated whole beans, hulls and the vegetative parts of the plant in a fresh or conserved state are also used to a limited extent, primarily for cattle. Soybean has a long history in the US as a nutritious grazing forage, hay, and silage crop for livestock (Blount et al. 2009). Soybean may be harvested for hay or grazed from the flowering stage to near maturity; the best soybean for forage is in the beginning pod stage. For silage, it should be harvested at maturity before leaf loss, and mixed with a carbohydrate source, such as corn, for optimal fermentation characteristics. Varieties of soybean have been developed specifically for grazing and hay, but use of the standard grain varieties are recommended by some because of the whole plant feeding value (Weiderholt and Albrecht 2003).

Similar to the regulatory control for direct human consumption of soybean under the FFDCa, it is the responsibility of livestock feed manufacturers to ensure that the products they market are safe and properly labeled. Feed derived from genetically engineered soybean must comply with all applicable legal and regulatory requirements, which are designed to protect human health. To help ensure compliance, a voluntary consultation process with FDA may be implemented before release of genetically engineered plants in animal feed into the market, following the process described above. Thus far all applicants who wish to commercialize a genetically engineered variety that will be included in the feed supply have completed a consultation with the FDA.

2.6 Socioeconomic Factors

Soybean agriculture can affect socioeconomic resources such as the domestic trade environment, foreign trade environment, and the socioeconomic environment. This section describes key current issues within each of these topics.

2.6.1 Domestic Trade Environment

In 2010, 76 million acres of soybeans were cultivated in the US, yielding 3.3 billion bushels at a value of \$38.9 billion (USDA-NASS 2011a). The top ten producing states (Iowa, Illinois, Minnesota, Indiana, Nebraska, Ohio, Missouri, South Dakota, Kansas, and North Dakota) accounted for more than 80 percent of this production. US inventory in 2010 (2009 remaining stocks plus 2010 production) totaled 3.5 billion bushels. Almost all of the US soybean supply (95.6 percent in 2009/10) comes from domestic production and almost all of this supply (96.8 percent) is either exported or crushed for meal and oil (USDA-ERS 2011c, 2011a; O'Donoghue et al. 2011). Approximately 43 percent of US soybean is destined for the export market (USDA-ERS 2010b) and the remaining 57 percent of US soybean is primarily utilized to produce soybean meal for feed, with lesser amounts processed for soybean oil for industrial or consumption purposes; seed and residuals; or ending stock for storage. Only a small proportion of the soybean crop is consumed directly by humans (GINA 2011).

Managing production costs is a major component of the economics of producing a soybean crop. Key cost decisions include the choice of which soybean varieties to plant, the amount of fertilizer to apply, and which herbicide program to use. USDA-ERS conducts production cost surveys every 4 to 8 years for each commodity as part of the annual Agricultural Research Management Survey (ARMS). Forecasted total 2012 operating costs were \$144.21 per planted soybean acre and forecasted 2013 operating costs were \$146.40. The projected 2013 total costs were comprised of purchased seed (\$61.48), fertilizer and soil amendments (\$22.91), other chemicals (\$17.54), fuel, lubricant, and electricity (\$22.18), repairs (\$14.71), other variable expenses (\$0.15), and interest on operating capital (\$0.55) (USDA-ERS 2012c). The rise in crop production input prices is attributed to the increased use of more expensive seeds with complex genetic traits, increased use of fertilizer that has increased in price primarily in response to rising natural gas prices, and a rise in pesticide costs coupled with an increase in overall crop acreage (USDA-ERS 2012a).

The USDA-ERS recognizes resource regions that vary in terms of land productivity and cost of production. The most productive of these regions are the Heartland and Northern Crescent; the least productive are the Eastern Uplands, Southern Seaboard, and Mississippi Portal (Fernandez-Cornejo and McBride 2000). While the Heartland and Northern Crescent regions have high production costs, their higher productivity results in greater profitability. In 2010, the US total gross average value of soybean production per planted acre was \$449.32 and the average price of a bushel of soybeans at harvest was \$9.56 (USDA-ERS 2011b). Economic returns since 1948 (when record-keeping began) have increased from \$48 per acre to \$486 per acre in 2011, as shown in Figure 2-5.

The US soybean market represents approximately 8 percent of the total value of agricultural sector production (USDA-ERS 2012h) and 25 percent of the value of all field crops (USDA-NASS 2012c). Cash receipts from US soybean sales are expected to experience a decline in 2013 from 2012 values, from \$42.6 billion to \$38.1 billion (USDA-ERS 2013d). However, the value of production is expected to increase from \$39.4 billion to \$40.5 billion, due in part to the higher forecast price described below.

Figure 2-5 Return per Acre of Soybeans, 1948-2011



Source: (USDA-ERS 2011b)

Note: Excluding government payments

Prices paid to farmers ranged between \$4 and \$8 per bushel from 1986 until 2006, but in subsequent years were in the range of \$12 per bushel (Soystats 2011a). As of early March 2013, soybeans prices were at \$14.73 per bushel (RCG 2013) and the price range forecast by USDA-ERS for the 2012/2013 season was \$13.55 to \$15.05 per bushel (USDA-ERS 2013b).

There is a niche market for nontransgenic food and feed in the US, as is evident from private labeling initiatives such as the Non-GMO Project.²³ This initiative offers third-party product verification and labeling for nontransgenic products. There also is a niche market for organic products in the US. Sales of organic products have been growing quickly, from \$1 billion in 1990 to \$26.7 billion in 2010, with a 7.7 percent increase between 2009 and 2010 alone (OTA 2011). To satisfy the demand for organic soybean, producers have adopted specific production practices to maintain and prevent the use of excluded methods as dictated by the NOP. To offset the increase in investment related to these more extensive practices, premiums are often paid for nontransgenic or organic soybean. For example, the price for non-organic soybean (the majority of which is used for livestock feed) in early March 2013 was nearly \$14.75 per bushel, as mentioned above, whereas organic soybean for livestock feed ranged between \$25.00 and \$27.25 per bushel (USDA-AMS 2013).

There is consistent evidence that farmers obtain substantial financial and non-financial benefits as a result of adoption of genetically engineered crops as opposed to nontransgenic (but not “organic”) crops (Duke and Powles 2009; Fernandez-Cornejo and McBride 2000; Fernandez-Cornejo, Klotz-Ingram, and Jans 2002). These benefits include:

- An opportunity to increase income from off-farm labor;
- Increased flexibility and simplicity in the application of pesticides;

23 <http://www.nongmoproject.org/>.

- An ability to adopt more environmentally friendly farming practices;
- Increased consistency of weed control;
- Increased human safety;
- Equipment savings; and
- Labor savings.

2.6.2 Foreign Trade Environment

The US was the largest soybean seed producing country in 2011 (the latest year for which complete data are available), followed by Brazil and Argentina (Table 2-9). These three exporters account for approximately 81 percent of the global soybean exports in the form of harvested seed, meal, or oil (USDA-ERS 2011c). Currently, the US produces approximately 33 percent of the global soybean supply (Soystats 2012a).

Table 2-9 World Soybean Production, 2011

Country	Production (millions of metric tons)	Percent of Market
United States	83.2	33%
Brazil	72.0	29%
Argentina	48.0	19%
China	13.5	5%
Canada	4.2	2%
India	11.0	4%
Paraguay	6.4	3%
Other	13.1	5%
Total	251.5	100%

Source: (Soystats 2011b)

Table 2-10 presents the leading exporters of bulk soybean, meal, and oil products in 2011/2012 (the latest season for which complete data are available). Forecasts for the 2012/2013 season show Brazil exceeding US exports (USDA-ERS 2013b). The US, along with Brazil, Argentina, Paraguay, and Canada, accounted for 97 percent of the bulk soybean exported, while Argentina, Brazil, the US, India, and Paraguay accounted for 94.1 percent of the soybean meal exported. Argentina, the US, and Brazil are the dominant countries in terms of soybean oil exports, accounting for 80.2 percent in 2011/2012.

Table 2-10 World Soybean Exports in 2011/12

Location	Soybean Product		
	Bulk	Meal	Oil
Exports (thousand metric tons)			
Argentina	7.37	26.02	3.78
Bolivia	-- ¹	--	0.32
Brazil	36.32	14.68	1.89
Canada	2.93	--	--
EU-27 ²	--	--	0.68
India	--	4.60	--
Paraguay	3.10	0.90	0.18
Russia	--	--	0.17
United States	37.06	8.84	0.66
Other	3.55	3.95	0.81

Source: (USDA-FAS 2012)

1 -- = no data

2 European Union 27 member countries

Table 2-11 presents the top 10 US export markets for soybean by volume for the 2011/2012 marketing season in comparison to the previous three marketing seasons. China, Mexico, and the European Union 27 member countries (EU-27) were the top three importers in the last marketing season (USDA-FAS 2013). US soybean exports are projected to increase to approximately 1.5 billion bushels (33.2 million metric tons) in 2020 (USDA-OCE 2011).

Table 2-11 Top 10 US Soybean Export Markets in 2011/2012 Compared to Previous Years

Location	Marketing Season			
	2011/2012	2010/2011	2009/2010	2008/2009
Exports (metric tons)				
China	489,598	303,154	-388	105,832
Germany	75,845	0	65,995	0
Indonesia	20,489	64,059	70,992	80,200
Israel	31,912	0	-22,432	8,000
Japan	63,395	24,874	75,438	50,510
Malaysia	3,057	223	26,160	0
Mexico	113,057	29,816	13,510	33,819
Saudi Arabia	72,575	0	0	0
Thailand	34,105	603	6,240	0
Turkey	27,705	38,235	3,847	18,000

Source: (USDA-FAS 2013)

US soybean and soy product exports exceeded \$21.5 billion in 2011. China was the largest customer for US soybeans with purchases exceeding \$10.4 billion. Mexico was the second largest market for US soybeans with purchases of nearly \$1.6 billion. Other significant buyers included Japan with purchases of \$954 million and Indonesia with purchases of \$859 million. Soybeans produced in China and India are primarily for domestic use, but China's imports of soybean are expected to account for more than 78 percent of the projected global gain in production by 2019/2020. For the top ten US export customers, the value of soybean and soybean products (meal and oil) in 2011 (the most recent year for which detailed data are available) is shown in Table 2-12.

Table 2-12 US Export Markets for Soybean and Soybean Products (2011)

Soybean Exports		Soybean Meal Exports		Soybean Oil Exports	
Location	Value (\$M)	Location	Value (\$M)	Location	Value (\$M)
China	10,453	Canada	375	Morocco	336
Mexico	1,651	Mexico	369	Mexico	194
Japan	954	Venezuela	260	China	129
Indonesia	859	Philippines	229	Colombia	77
Taiwan	704	Morocco	221	Algeria	72
Egypt	301	Dominican Republic	145	Dominican Republic	71
Germany	286	Japan	119	Venezuela	57
South Korea	267	Guatemala	110	Guatemala	52
Spain	194	Ecuador	84	Canada	47
Thailand	176	South Korea	71	Peru	36
Other	1,720	Other	720	Other	196
Total	17,564	Total	2,702	Total	1,268

Source: (Soystats 2012b)

2.6.3 Social and Economic Environment

Social issues related to soybeans include farmer and consumer choice, as well as the sustainability of US soybean farms. Farmers can select from a range of options in agronomic practices, seed products (nontransgenic, transgenic, and organic), and markets for their products. Consumers have a range of soybean products to choose from in a free market system such as the US.

The rotation of crops between soybean and corn drives much of the economic environment for US farmers. Soybean acreage planted in the last 3 years has hovered around 76 to 77 million acres, as described in Section 2.2.1, *Current and Projected Acreage and Range of Soybean Production*. Higher per-bushel prices, as described in Section 2.6.1, *Domestic Trade Environment*, may result in the forecasted rebound in soybean plantings for 2013.

As described in Section 2.2.2.6, *Management of Weeds*, millions of corn and soybean acres in the US are now infested with glyphosate-resistant weeds (Boerboom and Owen 2006). Nearly 40 million acres are expected to be infested in the US in 2013. The economic impact of these resistant weed populations can be significant for growers. One economic analysis places this cost in the range of \$12 to \$18 per acre (Mueller et al. 2005).

Genetically engineered traits such as herbicide tolerance, as described in Section 2.2, *Agricultural Production of Soybean*, offer opportunities for making agriculture more sustainable, as is evident by their rapid adoption. The introduction of glyphosate-tolerant soybeans in the US in 1996 revolutionized the way that growers managed weeds in their soybean fields. Growers rapidly adopted the technology because of its effectiveness and ease of use, and by 2012 93 percent of soybean acres in the US were planted with genetically engineered varieties, virtually all with herbicide tolerance traits (USDA-NASS 2012b).

This page intentionally left blank.

3 ALTERNATIVES

This Chapter describes the alternatives considered regarding deregulation of SYHT0H2 soybean. To approve the petition for nonregulated status, APHIS must first determine that SYHT0H2 soybean is unlikely to pose a plant pest risk. If the Plant Pest Risk Assessment (PPRA) determines that SYHT0H2 soybean is unlikely to pose a plant pest risk, APHIS must conclude that SYHT0H2 soybean is no longer subject to 7 CFR part 340 or the plant pest provisions of the PPA.

3.1 No Action: Continuation as a Regulated Article

Under the No Action Alternative, APHIS would deny the petition and the status quo would be maintained. SYHT0H2 soybean and progeny derived from SYHT0H2 soybean would continue to be regulated articles. SYHT0H2 soybean would be grown under USDA notification or permit and confined release conditions. It would have restricted availability to growers. Measures to ensure physical and reproductive confinement would continue to be implemented. Growers would continue to use other deregulated transgenic soybean varieties, currently comprising some 93 percent of the US soybean market, or nontransgenic soybean cultivars (including organic soybeans) that are available without restrictions. APHIS could choose this alternative if there were insufficient evidence to demonstrate the lack of plant pest risk from the unconfined cultivation of SYHT0H2 soybean.

As documented in Chapter 4, SYHT0H2 soybean is unlikely to pose a plant pest risk. Choosing this alternative would not satisfy the purpose and need of making a determination of plant pest risk status and responding to the petition for nonregulated status. Additionally, this alternative would not satisfy the product purpose of and need for the product: providing growers with an additional product to control weeds, including herbicide resistant weeds. This product is expected to help prevent or delay the development of herbicide resistant weeds and extend the useful life of other commercially available soybean herbicides, provide more flexibility in herbicide applications and economic benefits for growers, and increase competition in the marketplace for herbicide tolerant seed products.

3.2 Preferred Alternative: Determination that SYHT0H2 Soybean is No Longer a Regulated Article

Under the Preferred Alternative, SYHT0H2 soybean and its progeny would no longer be regulated articles under the regulations at 7 CFR part 340. As documented in Chapter 4, SYHT0H2 soybean is unlikely to pose a plant pest risk. Permits issued or notifications acknowledged by APHIS would no longer be required for introductions of SYHT0H2 soybean and progeny derived from this event. This alternative best meets the purpose and need to respond appropriately to a petition seeking nonregulated status based on the requirements in 7 CFR part 340 and the agency's authority under the plant pest provisions of the PPA. Because SYHT0H2 soybean is unlikely to pose a plant pest risk, a determination of nonregulated status of SYHT0H2 soybean is a response that is consistent

with the plant pest provisions of the PPA, the regulations codified in 7 CFR part 340, and the biotechnology regulatory policies in the Coordinated Framework.

Under this alternative, growers may have future access to SYHT0H2 soybean and progeny derived from this event if the developer decides to commercialize SYHT0H2 soybean. SYHT0H2 soybean may be sold as a stand-alone product, or potentially “stacked” with other transgenes by conventional plant breeding to deliver other genetically engineered traits, such as:

- Tolerance of other herbicidal modes of action;
- Resistance to insects; or
- Improvement of performance characteristics.

As described in the Petition (Syngenta 2012c), SYHT0H2 soybean exhibits tolerance to mesotrione and isoxaflutole herbicides, inhibitors of HPPD, and to glufosinate-ammonium herbicide, an inhibitor of glutamine synthetase. The herbicide-tolerance traits in SYHT0H2 soybean will provide growers with more tools and greater flexibility and diversity in weed management options, and contribute to more sustainable weed management when used in combination with other herbicides and weed management tactics. In order to promote the responsible use of SYHT0H2 soybean and advance weed management to minimize the potential for weeds to develop resistance to these herbicides, the Petitioners have developed a stewardship program that is detailed in Appendix F of the Petition.

3.3 Comparison of Alternatives

Table 3-1 summarizes the potential environmental consequences associated with selection of either the No Action Alternative or the Preferred Alternative. An objective evaluation of the No Action Alternative’s and Preferred Alternative’s potential impacts is provided in Chapter 4, *Environmental Consequences*.

Table 3-1: Summary of Environmental Consequences and Regulatory Compliance

Attribute/Measure	Alternative	
	No Action	Preferred
Meets Purpose and Need, and Objectives	No	Yes
Unlikely to pose a plant pest risk	Satisfied through use of regulated field trials	Satisfied through plant pest risk assessment
Soybean Production		
Acreage and areas of soybean production	Unchanged	Unchanged
Cropping practices	Unchanged	Unchanged
Pesticide use	Unchanged	Unchanged
Organic soybean production	Unchanged	Unchanged
Specialty soybean production	Unchanged	Unchanged
Physical Environment		
Water quality	Unchanged	Unchanged
Soil	Unchanged	Unchanged
Air quality	Unchanged	Unchanged
Climate	Unchanged	Unchanged
Biological Environment		
Animals	Unchanged	Unchanged
Plants	Unchanged	Unchanged
Soil Microorganisms	Unchanged	Unchanged
Biodiversity	Unchanged	Unchanged
Gene movement	Unchanged	Unchanged
Public Health		
Human health	Unchanged	Unchanged
Animal (livestock) health	Unchanged	Unchanged
Worker safety	Unchanged	Unchanged
Social and Economic Factors		
Domestic trade environment	Unchanged	Unchanged
Foreign trade environment	Unchanged	Unchanged
Social and economic environment	Unchanged	Unchanged
Cumulative Effects		
Agronomic practices	Unchanged	Unchanged
Physical environment	Unchanged	Unchanged
Biological environment	Unchanged	Unchanged
Social and economic factors	Unchanged	Unchanged
Threatened and Endangered Species	Unchanged	Unchanged
Other Regulatory Approvals		
US	FDA consultation	FDA consultation
Compliance with Other Laws		
CWA, CAA, ESA, EOs	Fully compliant	Fully compliant

This page intentionally left blank.

4 ENVIRONMENTAL CONSEQUENCES

This Chapter describes the potential environmental consequences of the two alternatives under consideration: the No Action Alternative and the Preferred Alternative. As described in Chapter 3, under the No Action Alternative SYHT0H2 soybean would continue to be a regulated article as defined by the PPA. Environmental releases of SYHT0H2 soybean would be regulated by APHIS, as they have been since 2008.²⁴ Limited field tests would be allowed, but the product would not be marketed. Under the Preferred Alternative, APHIS would determine that SYHT0H2 soybean does not pose a plant pest risk. SYHT0H2 soybean would no longer be regulated under the PPA and the Petitioners would market this product as a stand-alone product or in breeding stacks with other transgenic soybean traits.

This Chapter provides an evaluation of the direct and indirect effects of the No Action Alternative and the Preferred Alternative. A cumulative effects analysis is provided in Chapter 5 for selected resources, and an evaluation of the potential impacts to threatened or endangered species is provided in Chapter 6.

4.1 Introduction

This Section 4.1 describes the scope and methodology of the analysis, and assumptions adopted in Chapter 4. Sections 4.2 through 4.6 describe the potential direct and indirect impacts to environmental and human resources from the No Action Alternative and the Preferred Alternative for SYHT0H2 soybean.

4.1.1 Scope of the Environmental Analysis

The environmental consequences of selecting either alternative may directly, indirectly, or cumulatively affect certain resources in some areas. As required by regulations implementing the NEPA promulgated by CEQ (CEQ 1978), an analysis of the environmental consequences discusses the direct and indirect effects of a proposed action, and their significance. APHIS's agency-specific NEPA regulations refer to CEQ guidance in defining environmental consequences (USDA 2013b)²⁵. Direct effects²⁶ are defined by the CEQ as those "which are caused by the action and occur at the same time and place." Indirect effects²⁷ are defined as those "which are caused by the action and are later in time or farther removed in distance, but are still reasonably foreseeable. Indirect effects may include growth inducing effects and other effects related to induced changes in the pattern of land use, population density or growth rate, and related effects on air and water and other natural systems, including ecosystems."

24 Appendix A of the Petition lists permits/authorizations in chronological order.

25 Section 372.4, *Definitions*

26 Section 1508.8, *Effects*, Paragraph (a)

27 Section 1508.8, *Effects*, Paragraph (b)

The potential impacts to the resources described in Chapter 2 were analyzed, including soybean production practices as well as physical, biological, public health, and socioeconomic resources. The resources analyzed are of public interest or are potentially affected by the Preferred Alternative and are commonly addressed in APHIS's NEPA evaluations of their plant pest risk decisions. Resources that have no potential to be affected by the Preferred Alternative, such as coastal zones or ambient noise, are not addressed in this report. The Preferred Alternative's potential direct or indirect effects from SYHT0H2 soybean as a stand-alone product (i.e., not combined with other transgenic traits through breeding; potential impacts from stacked traits are addressed in Chapter 5, *Cumulative Impacts*) on the analyzed resources were compared to how those resources may be affected if the No Action Alternative is selected. Direct effects were considered to be the impacts that may result from SYHT0H2 soybean itself; indirect effects were considered to be the impacts that may result from other actions (such as changes in herbicide use) that could be induced by introducing SYHT0H2 soybean. Specific information about the three herbicides that SYHT0H2 is tolerant of is provided in the appendices.

The geographic scope of this analysis included any US land currently producing soybean or producing crops that could incorporate a soybean rotation, land that could be converted from inactive cropland to active cropland, and land currently in the Conservation Reserve Program (CRP) that could be removed from the program and farmed for soybean. Geographic areas outside of the US were not considered in this report, except to address foreign trade impacts.

4.1.2 Methodology

The potential direct and indirect effects of the No Action Alternative were evaluated by a review and analysis of published literature (peer-reviewed technical articles, industry information, and agency data). The potential direct and indirect effects of the Preferred Alternative to physical and biological resources were determined by laboratory analyses and field studies, as described in the Petition (Syngenta 2012c), supported by literature review and analysis. Potential direct and indirect effects of the Proposed Action to public health and socioeconomic concerns were determined by literature review and analysis. All information sources are cited and full references are provided in Chapter 9.

The analysis of direct effects from the Preferred Alternative is focused on potential changes to the environment that may occur as a direct result of the introduction of a new transgenic organism, SYHT0H2 soybean, into the market. The analysis of indirect effects from the Preferred Alternative is focused on the potential changes in the environment that may occur as a result of this introduction, such as changes in agronomic practices. The potential direct or indirect effects would be the incremental difference between the existing conditions and any new conditions that would be realized from those changes. This analysis does not consider the historical changes to the environment that have occurred in the past; the cumulative effects analysis in Chapter 6 addresses that perspective.

A likely indirect effect of deregulating SYHT0H2 soybean is a change in herbicide use, since the product includes a unique trait of tolerance to HPPD-inhibiting herbicides (mesotrione and isoxaflutole) as well as tolerance to the glutamine synthetase-inhibiting glufosinate (also known as

glufosinate-ammonium or phosphinothricin). Mesotrione and isoxaflutole²⁸ are not currently used on soybeans commercially²⁹; glufosinate is currently used on certain deregulated herbicide-tolerant soybean varieties but not commonly. Descriptions of these three herbicides and their uses and potential impacts on human health and the environment are appended to this document. These appendices are based primarily on EPA studies and regulatory actions since herbicide usage is regulated by EPA, not APHIS. In this document, the indirect effects analyses summarize the impacts that may result from changes in herbicide use.

4.1.3 Assumptions

The analysis of the potential environmental consequences of the No Action Alternative was based on the assumption that regulated field trials of SYHT0H2 soybean on small plots of land, as described in the Petition, would continue. The analysis of the potential environmental consequences of the Preferred Alternative was based on the assumption that there would be full commercialization of SYHT0H2 soybean to US growers. As noted above, the analyses of direct or indirect effects of the Proposed Action are based on SYHT0H2 soybean in the absence of stacking with other transgenic traits. The cumulative effects analysis provided in Chapter 5 was based on an assumption of unlimited marketing of SYHT0H2 soybean as a product stacked with other transgenic traits.

The consequences of both alternatives were evaluated using the SYHT0H2 soybean phenotype described in the Petition. Laboratory, greenhouse, growth chamber, and field investigations with SYHT0H2 soybean confirmed that there were no changes in seed, pollen, plant phenotype, or composition parameters suggestive of increased plant pest risk (Syngenta 2012c). The seed from SYHT0H2 soybean differs slightly from that of its nontransgenic, near-isogenic counterpart but the nutrient and antinutrient composition of SYHT0H2 soybean is not materially different from that of conventional soybean (Syngenta 2012c).

The environmental consequences of the two alternatives were analyzed under the assumption that the majority of farmers who grow transgenic, nontransgenic, or organic soybean are using reasonable, commonly accepted best management practices for their chosen system and varieties during soybean production. These management practices include standard planting dates, seeding rates, harvest times, and pest management methods as well as preservation and coexistence measures. It is assumed that herbicides will be applied in accordance with EPA-approved label requirements. It is also assumed that the stewardship plan provided in Appendix F of the Petition will be implemented by the Petitioners and growers will comply with the plan in accordance with the Technology Use Grower Agreement provisions.

The environmental consequences of both the No Action Alternative and the Preferred Alternative were evaluated in the context of conventional soybean and existing transgenic soybeans developed

28 Bayer CropScience's FG72 soybean (OECD Unique ID MST-FGØ72-2) is a transgenic variety with tolerance to isoxaflutole (and glyphosate); APHIS has been petitioned to deregulate this product and is currently conducting a review of the petition.

29 Mesotrione is currently registered for pre-emergence use on certain soybean varieties that exhibit natural tolerance to mesotrione, however this use is currently not on any marketed label and is not being used commercially.

with traits conferring herbicide tolerance. No other transgenic soybean cultivars containing the oat-derived transgene *avhppd-03*, which conveys tolerance of mesotrione and isoxaflutole, have been deregulated by APHIS.³⁰ Table 2-1 lists deregulated transgenic soybean products and shows that seven are tolerant of phosphinothricin (also known as glufosinate or glufosinate-ammonium) and four are tolerant of glyphosate (USDA-APHIS 2011). Most of these crops are marketed as single trait products; one product contains both a glyphosate-tolerance trait and an acetolactate synthase-inhibiting trait. Some of these cultivars are currently on the market and some have been discontinued or were never commercialized.

As described in Section 2.1, *Soybean Biology*, four additional petitions for deregulating herbicide-tolerant soybean cultivars are currently pending an APHIS decision; the companies, traits, and products are:

- Bayer CropScience: glyphosate and isoxaflutole tolerance; MST-FGØ72-2;
- Dow AgroSciences: 2,4-D and glufosinate tolerance; DAS-68416-4;
- Monsanto: dicamba tolerance; MON-877Ø8-9; and
- Dow AgroSciences; 2,4-D, glyphosate, and glufosinate tolerance; DAS-444Ø6-6.

Draft Environmental Assessments have been published by APHIS for two of these soybean products, MST-FGØ72-2 and DAS-68416-4 soybean. As described above, the environmental impacts of isoxaflutole (for use on MST-FGØ72-2 soybean) and glufosinate (for use on DAS-68416-4 soybean) presented in these two EAs are taken into consideration, along with the impacts of mesotrione, in determining the indirect effects of deregulating SYHT0H2 soybean. The appended descriptions of these three herbicides provide information on their uses and potential impact to human health and the environment.

It is also assumed that mesotrione, isoxaflutole, and glufosinate may replace some portion of the current glyphosate use on soybeans. As described in Section 2.2.2.6, *Management of Weeds*, herbicide-tolerant soybean varieties now comprise some 93 percent of US plantings, and phosphinic acid herbicides (e.g., glyphosate) were used on 77 percent of those fields in 2006 (the most recent year for which data are available) (USDA-ERS 2012f). It is not possible to accurately predict what portion of the glyphosate use may be replaced by mesotrione, isoxaflutole, and/or glufosinate. The indirect effects analysis of this Chapter therefore presents the impacts from changes in herbicide use in qualitative, rather than quantitative, terms.

4.2 Soybean Production

This section describes the potential impacts to areas and acreage of soybean production, agronomic practices, raw and processed soybean commodities, specialty soybean systems, and soybean's persistence in the environment/weediness potential that may result from the No Action Alternative and the Preferred Alternative as compared to the existing conditions described in Chapter 2.

³⁰ APHIS has issued a Draft EA for deregulation of MST-FGØ72-2 soybean, which has an HPPD gene from another source.

4.2.1 Acreage and Areas of Soybean Production

Substantive changes in soybean production acreage and areas are more likely to result from market conditions and changes in federal policies than any other source. Domestic and international demand for soybean products, coupled with relatively high soybean commodity prices, is increasing (USDA-ERS 2012g). In response, total US soybean acreage is anticipated to incrementally increase from 76.6 million acres in 2010 to 79.5 million acres in 2020, based on soybean production trends and projections (USDA-OCE 2011). Approximately 93 percent of the current acreage is planted with transgenic varieties, virtually all being herbicide tolerant (USDA-NASS 2011b). In order to accommodate the increase of US soybean acreage in spite of a net decrease in available US agricultural land (USDOE-EIA 2007), growers are likely to plant additional soybean acreage at the expense of other crops, such as cotton or hay (USDA-ERS 2011c). The use of existing agricultural land in lieu of previously uncultivated land for additional soybean acreage is a land-use decision made by growers, as soybean is profitably grown on high quality arable land but not on land of lower productivity (USDOE-EIA 2007).

Arable land for increased soybean planting acreage could also result from the return of CRP lands to agricultural production. Although CRP funding has been steady at approximately \$1.9 billion per year through 2011 (USDA-ERS 2012b), the 2008 US Farm Bill³¹ reduced CRP lands from 39.2 million acres to 32 million acres.³² Available acreage for soybean production could increase by this federal policy change. However, most soybeans are planted in fields that have been in crop production for years, rather than in converted CRP lands. A more likely scenario is that other crops displaced by soybean, such as hay or cotton, would be grown on converted CRP lands.

No Action Alternative

The acreage and areas of soybean production would not change as a direct or indirect result of the No Action Alternative. Conventional production practices that use transgenic varieties would continue to increase under the No Action Alternative, based on current acreage trends. Seed with transgenic traits and nontransgenic varieties would continue to be available under the No Action Alternative. Soybean is currently produced in 31 states (see Table 2-2) and under the No Action Alternative the range of production would be unchanged. CRP acreage converted to soybean production would not be affected by this alternative. Current trends in the acreage and areas of production are likely to continue to be driven by market conditions and federal policy even if SYHT0H2 soybean continues to remain a regulated article. Regulated field trials of SYHT0H2 soybean would only impact small plots of land with no effect on the acreage and areas of soybean production.

Preferred Alternative

The acreage and areas of soybean production would not change as a direct or indirect result of the Preferred Alternative. SYHT0H2 soybean is unlikely to disrupt the relationship between market forces and soybean acreage, which is affected by growing demand for soybean commodity products (USDA-ERS 2010b, 2011c). SYHT0H2 soybean would not expand soybean acreage beyond projected values because it requires similar management conditions as other soybean

³¹ *Food, Conservation, and Energy Act of 2008*. Public Law 110-234.

³² Section 2103, Paragraph (3)

varieties, does not present any yield gains over other soybean varieties, and exhibits no phenotypic characteristics that would be indicative of an improved capacity to grow outside an agricultural environment (Syngenta 2012c). Similar to currently available soybean varieties, SYHT0H2 soybean will require cultivation on high quality arable land to produce a grower profit, precluding the use of lower quality, uncultivated land to supply additional soybean acreage. SYHT0H2 soybean is unlikely to be cultivated on land not previously used for agriculture, maintaining the trend to shift agricultural land away from other crops toward soybean production to satisfy market demand (USDA-ERS 2010e, 2011c).

Growers are not expected to change the acreage or areas of soybean production as a result of deregulating SYHT0H2 soybean. CRP acreage converted to crop production would not be affected by this alternative. Current trends in the acreage and areas of soybean production are likely to continue to be driven by market conditions and federal policy if SYHT0H2 soybean is deregulated.

4.2.2 Agronomic Practices

Potential changes in agronomic practices, including cropping practices, irrigation, fertilization, and pesticide use, are described below for the No Action Alternative and the Preferred Alternative.

4.2.2.1 Cropping Practices

Various cropping practices are used by soybean growers to improve the performance of their operations; some of these practices directly or indirectly control weeds. Growers make choices to plant certain varieties and select cropping practices based on factors such as yield, weed and disease pressures, cost of seed and other inputs, technology fees, worker safety, potential for crop injury, and ease and flexibility of the production system (Gianessi 2005). Transgenic soybean varieties offer a range of herbicide tolerance traits to assist growers in weed management that complement cropping practices and other weed management methods, but do not replace those methods. Cropping practices are unlikely to change as a result of introducing a new herbicide-tolerant transgenic soybean variety to the market.

As described in Section 2.2.2.1, *Cropping Practices*, crop rotation can improve yield and profitability over time, control weeds, break disease cycles, limit insect and other pest infestations, provide an alternative source of nitrogen, reduce soil erosion, increase soil organic matter, improve soil tilth, limit the potential for weeds to develop tolerance to herbicides, and reduce runoff of nutrients and chemicals, as well as the potential for contamination of surface water (Al-Kaisi, Hanna, and Tidman 2003). Approximately 85 percent of the soybean-planted acreage is in some form of a crop rotation system (Quinby et al. 2006); transgenic soybean (with herbicide tolerance traits) accounts for 93 percent of all soybean fields in the US (USDA-NASS 2011b), and most of the US soybean acreage (approximately 70 percent) is rotated with corn (Heatherly et al. 2009). The economics of soybean production drive changes in crop rotation practices as farmers seek the most profitable crop and production method. Given the predominance of crop rotation practices and transgenic soybeans, any changes in rotation practices are more likely to result from economic and market conditions than other factors. Introducing a new transgenic soybean tolerant of a different class (or classes) of herbicides is unlikely to have any effect on crop rotation practices.

Other cropping practices that provide some weed control are cover crops and tillage. Both of these practices are used in conjunction with other weed control methods, including herbicide use, as part of integrated weed management programs. Cover crops are selected for a variety of reasons; compatibility with herbicides used on the fields is one factor. Introducing a new transgenic soybean tolerant of a different class of herbicides could indirectly affect decisions on which cover crops may be planted.

Tilling prepares a field for planting and is used in large part for weed control. Farmers increased the use of conservation tillage before and contemporaneously with the adoption of glyphosate-tolerant soybean varieties (Owen 2008; Bonny 2011a). Adoption of conservation tillage for soybeans grew (at a decreasing rate) from about 25 percent of the soybean acreage in 1990 to 48 percent in 1995, the 5-year period previous to the introduction of herbicide-tolerant soybeans (Fernandez-Cornejo and McBride 2002). Conservation tillage continued to increase following the commercialization of glyphosate-tolerant soybean in 1996, and totaled 63 percent of soybean acreage by 2007 (Bonny 2011b). These trends are likely to be sustained by the continued use of broad-spectrum herbicides (Carpenter and Gianessi 1999). Using a broad-spectrum herbicide such as glyphosate allows less intensive tilling, replacing conventional tillage as an economic alternative for weed control (Givens et al. 2009; USDA-ERS 2010a). Farmers already using no-till find herbicide-tolerant seeds can be easily incorporated into their weed management program, but the commercialization of herbicide tolerant soybeans does not necessarily encourage adoption of no-till practices (Fernandez-Cornejo and McBride 2002). Introducing a new transgenic soybean tolerant of a different class of herbicides could indirectly affect decisions on what types of tilling techniques may be used by facilitating conservation tillage.

Some soybean growers may return to conventional tillage to manage glyphosate-resistant weed populations (NRC 2010) if use of that herbicide becomes less effective. However, in the absence of alternatives the majority of US growers are likely to continue using glyphosate at increased rates or frequencies rather than reincorporate conventional tillage into their weed management strategies because:

- Conventional tillage is relatively high cost (USDA-NRCS 2012);
- Growers are familiar with glyphosate (NRC 2010); and
- Glyphosate-tolerance systems are simple and convenient to implement (Owen 2010).

Alternative broad-spectrum herbicides with different modes of action than glyphosate may control glyphosate-resistant weeds, allowing reductions in glyphosate use and facilitating the continued or increased use of conservation tillage practices by controlling weeds through chemical, rather than mechanical means.

No Action Alternative

Cropping practices would not change as a direct or indirect result of the No Action Alternative. Cover crop use, crop rotations, and tillage practices are likely to continue to be driven by economic and market conditions, or convenience and environmental factors, even if SYHT0H2 soybean continues to remain a regulated article. Various cropping practices would be chosen to meet the economic and marketing strategies or the convenience and environmental considerations of the

particular farmer. Regulated field trials of SYHT0H2 soybean would only impact small plots of land with no effect on cropping practices.

Preferred Alternative

Cropping practices such as cover crops, crop and herbicide rotation, and tillage would not change as a direct result of the Preferred Alternative. SYHT0H2 soybean exhibits similar agronomic performance relative to its nontransgenic parent variety (“Jack”) and would benefit from currently practiced soybean crop rotation practices. No differences in disease susceptibility were observed between SYHT0H2 soybean and its nontransgenic parent variety in experimental plots (Syngenta 2012c).

Soybean growers may change their use of cropping practices as an indirect result of introducing SYHT0H2 soybean because it is tolerant of a different class of herbicides than the most commonly used product, glyphosate. Introduction of SYHT0H2 soybean with mesotrione, isoxaflutole, and glufosinate tolerance would have an indirect effect on cropping practices by allowing farmers to use a broader range of herbicides to minimize weed development of tolerance to any specific chemical. These herbicides are applied at different stages of the crops’ life cycles, and successive crops should not be planted when residual concentrations may be present in the fields. Each of the herbicides that contains mesotrione, isoxaflutole, or glufosinate as an active ingredient has time constraints on when crops may be planted in fields to which these herbicides have been applied. Rotation crop time limits³³ of each of the three herbicides when applied to corn are provided in Table 4-1; soybean and the most common crops grown in rotation with soybean are indicated in bold type. The time constraints for applications of mesotrione and isoxaflutole to soybean fields are for nontransgenic soybean (i.e., cultivars that have not been genetically engineered to be tolerant of these herbicides) as no soybean varieties tolerant of these herbicides are currently marketed.³⁴ The time constraints for applications of glufosinate take into consideration soybean varieties tolerant of this herbicide: these varieties may be planted immediately. Although these constraints limit herbicide choice by farmers, they also facilitate herbicide rotation, which is an integral component of herbicide resistance management.

As noted above, approximately 70 percent of soybean fields are in a crop rotation program with corn, which can be planted immediately after an herbicide containing any of these three herbicides has been applied. Soybean is grown continuously on up to 15 percent of the fields, and the balance of soybean fields are in rotation with a range of crops (wheat, cotton, rice, sorghum, barley, oats, and dry beans). A basic tenet of integrated weed management is that herbicides should be rotated along with crops, to minimize the potential for development of herbicide-resistant weed biotypes. Depending upon which herbicide is used, an indirect effect of the Preferred Alternative is that crop and herbicide rotation practices should be altered to accommodate these planting restrictions and integrated weed management recommendations. Syngenta’s Resistance Fighter™ program³⁵ and Bayer’s Respect the Rotation™ program³⁶ describe the companies’ recommended strategies to

33 There are slight variations in rotational crop information for different products with other concentrations or mixtures of herbicides.

34 Some varieties of soybean display a natural tolerance of mesotrione, but are not actively marketed as such.

35 <http://www.resistancefighter.com/>

36 <http://www.bayercropscience.us/news/respect-the-rotation>

manage herbicide resistance. These recommendations are encapsulated in the SYHT0H2-specific stewardship plan provided in Appendix F to the Petition (Syngenta 2012c).

Deregulating SYHT0H2 soybean would not directly impact tillage. Crop and herbicide rotation practices may be altered as an indirect result of the Preferred Alternative, which would improve weed resistance management practices. Deregulating SYHT0H2 soybean would indirectly facilitate the shift toward conservation tillage in soybean: SYHT0H2 soybean is tolerant of other herbicide modes of action than the predominant herbicide, glyphosate, and therefore provides control of weeds resistant to glyphosate that would otherwise need to be controlled by other means.

Table 4-1 Examples of Crop Rotation Plant-Back Intervals

Planting allowed after:	Herbicide (example product)		
	Mesotrione (Callisto)	Isoxaflutole (Balance Pro)	Glufosinate (Liberty)
	Crop		
0 days	Corn (all types) , asparagus, cranberry, flax, millet (pearl), grasses grown for seed (Kentucky bluegrass, perennial ryegrass, and tall fescue), oats , rhubarb, sorghum (grain and sweet) , and sugarcane	Corn (field)	Canola, corn , cotton , rice , soybeans , and sugar beets
70 days			Root and tuber vegetables, leafy vegetables, brassica leafy vegetables and small grains (barley , buckwheat, oats , rye, teosinte, triticale, and wheat)
120 days (4 months)	Small grains	Wheat	
6 months		Soybeans, barley, sweet corn, popcorn, potato, grain sorghum, and sunflower	All other crops
10 months	Alfalfa, blueberry, canola, cotton , lingonberry, peanuts, potatoes, soybeans , sunflowers, and tobacco. If applied post-emergence following a mesotrione-containing pre-emergence herbicide, only corn (all types) or grain sorghum may be replanted the year following application.	Cotton , peanuts, rice ; dry beans and sugar beets east of the Mississippi River, and alfalfa in all geographic areas	
18 months	Sugar beets, peas, dry beans , snap beans, cucurbits, red clover, and all other rotational crops	Dry beans and sugar beets west of the Mississippi River, and all other crops in all geographic areas	

Sources: (Syngenta 2011; Bayer 2013, 2012)

Note: **Bold type** denotes soybean and the most common crops grown in rotation with soybean

4.2.2.2 Irrigation

As described in Section 2.2.2.2, *Irrigation*, supplemental irrigation is used in some soybean production areas, such as the western and midsouthern states where summer weather patterns result in drought stress that makes dryland production risky. Irrigation rates are affected by local climate conditions (seasonal rainfall), and climate change could increase or decrease irrigation rates in some areas.

Herbicide-tolerant soybeans, cultivated on 94 percent of soybean acreage, have facilitated increased adoption of conservation tillage practices (NRC 2010). Conservation tillage plays a major role in water conservation (USDA-NRCS 2006a) by reducing evaporation rates and irrigation requirements. As discussed previously, conservation tillage trends are not expected to change in US soybean production from what is currently practiced; the impacts of conservation tillage on irrigation rates are also not expected to change.

No Action Alternative

Irrigation practices would not change as a direct or indirect result of the No Action Alternative. Even if SYHT0H2 soybean continues to remain a regulated article, irrigation rates are likely to continue to be driven by local weather and climate conditions, as well as increasing adoption of conservation tillage techniques. Regulated field trials of SYHT0H2 soybean would only impact small plots of land with no effect on irrigation rates.

Preferred Alternative

Irrigation rates are likely to continue to be driven by local weather and climate conditions, and continued adoption of conservation tillage techniques; these factors would not change as a direct or indirect result of the Preferred Alternative.

4.2.2.3 Fertilization

Compared to other crop plants, soybean cultivation requires less nitrogen fertilization because of the natural nitrogen-fixing aspect of legumes. USDA-ERS estimates that less than 40 percent of soybean acres in the US receive nitrogen fertilizer (USDA-ERS 2012g, 2012e). The percentage of soybean acreage treated with nitrogen fertilizer, along with application rates of nitrogen fertilizer, has remained relatively constant since 1992. Transgenic soybeans with herbicide tolerance traits do not affect fertilization rates.

No Action Alternative

Under the No Action Alternative, current rates of fertilizer use in US soybean production would not change. Even if SYHT0H2 soybean continues to remain a regulated article, fertilization rates are likely to continue to be driven by agricultural production needs and the natural characteristics of soybean. Regulated field trials of SYHT0H2 soybean would only impact small plots of land with no effect on fertilization rates.

Preferred Alternative

A determination of nonregulated status of SYHT0H2 soybean would not change fertilization patterns in US soybean production. SYHT0H2 soybean has agronomic performance similar to the nontransgenic parent soybean, and only standard agricultural practices are required for the cultivation of SYHT0H2 soybean (Syngenta 2012c).

4.2.2.4 Pesticide Use

Pests that adversely affect soybean production include insects, nematodes, diseases (which may be caused by fungi, bacteria or viruses), and weeds. Yield losses in all crops due to pests were substantial and widespread until the introduction and adoption of crop protection chemicals in the 1960s. Growers may use pesticides to control many of these pests: insecticides, nematicides, fungicides, and herbicides, as described in Sections 2.2.2.3 through 2.2.2.6. Insect injury can impact yield, plant maturity, and seed quality; insect pests are therefore managed during the growth and development of soybean to enhance soybean yield (Aref and Pike 1998). Insect injury in soybean seldom reaches levels that cause significant economic loss, as indicated by the low percentage (16 percent) of soybean acreage that receives an insecticide treatment (USDA-NASS 2007).

No Action Alternative

Trends in herbicide use would not change as a direct or indirect result of the No Action Alternative. Soybean production, and herbicide use in soybean, would remain as it is practiced today by the farming community. Herbicide types and use rates are likely to continue to follow their current trends even if SYHT0H2 soybean continues to remain a regulated article, as growers will continue to have access to existing deregulated or other new (pending deregulation) herbicide-tolerant soybean varieties and a wide range of herbicides.

Any environmental effects due to herbicide use in the agricultural production of soybean would continue on the same trends under the No Action Alternative. As described above, because several weed species have developed tolerance of herbicides such as glyphosate, a continued increase in the number of weed biotypes that develop tolerance to glyphosate can be expected under the No Action Alternative if a greater variety of weed management tools are not available or implemented. Other herbicide-tolerant varieties of soybeans may continue to be developed, marketed, and planted regardless of whether or not SYHT0H2 soybean continues to remain a regulated article. Soybean growers are likely to continue to use the available herbicides and any of the other herbicide-tolerant cultivars that are currently available, as listed in Table 2-1, *Deregulated Transgenic Soybean Cultivars with Herbicide Tolerance Traits*, or any that may be developed and marketed in the future. Regulated field trials of SYHT0H2 soybean would only impact small plots of land with no effect on herbicide use.

Preferred Alternative

SYHT0H2 soybean is agronomically equivalent to nontransgenic parent soybean, with equal susceptibility to insects, nematodes and disease pathogens. Use of insecticides, nematicides and fungicides would not change as a result of deregulating SYHT0H2 soybean. Because

SYHT0H2 soybean incorporates herbicide tolerance traits, this section focuses on potential changes in herbicide use that would indirectly result from deregulation of this product.

If SYHT0H2 soybean is deregulated, overall herbicide use trends are likely to continue even as mesotrione and isoxaflutole are added to the range of approved products for use on soybeans and glufosinate use is expanded. These three herbicides would continue to be used on crops grown in rotation with soybeans and potentially replace some use of glyphosate or other approved soybean herbicides. Soybean growers would have a new cultivar to use in addition to conventional varieties and the other herbicide-tolerant varieties that are currently available, as listed in Table 2-1, *Deregulated Transgenic Soybean Cultivars with Herbicide Tolerance Traits*, or any others that may be developed, deregulated, and marketed in the future.

SYHT0H2 soybean would allow the use of other broad-spectrum herbicides, as another option available to include in an integrated weed management program. Glyphosate use may be reduced but mesotrione, isoxaflutole, and glufosinate use would likely increase. Unlike glyphosate, mesotrione and isoxaflutole have residual activity and may be applied pre-emergence for early-season weed control. This allows for greater flexibility in choice and timing of any post-emergence herbicide applications. They are also compatible with other herbicides in formulations and tank mixes. Mesotrione, isoxaflutole, and glufosinate are effective against a broad spectrum of weeds (dicots and grasses), including several weed biotypes that have developed resistance to glyphosate, acetolactate synthase (ALS) inhibitors, protoporphyrinogen oxidase (PPO) inhibitors, or triazine herbicides. Growers will make herbicide choices based on a broad range of factors that cannot be accurately predicted; it is not feasible to quantify future changes in herbicide use.

Replacing glyphosate use with mesotrione, isoxaflutole, and/or glufosinate is likely to reduce the pounds of active ingredients of herbicides applied to soybean fields since each of the herbicides to which SYHT0H2 soybean is tolerant is applied at lower rates than glyphosate. Based on herbicide labels, a comparison of the application rates for glyphosate, mesotrione, isoxaflutole, and glufosinate is provided in Table 4-2. Because commercial labels for mesotrione and isoxaflutole herbicides do not currently specify rates for use on soybean fields, application rates for these herbicides are provided as the proposed rates for use on tolerant soybean. These proposed rates have been submitted by Bayer and Syngenta to EPA for approval.

Table 4-2 Maximum Herbicide Application Rates for Herbicide Tolerant Soybean

Herbicide (Formulation)	Maximum Application Rate (lb. ai/acre)	
	Single	Annual Total
Glyphosate (e.g., RoundUp ¹)	1.56	5.95
Mesotrione (Callisto ²)	0.20	0.31
Isoxaflutole (Balance Pro ³)	0.094	0.094
Glufosinate (Liberty ⁴)	0.53	1.188

NS: Not Specified.

Sources: 1 (Monsanto 2012) Glyphosate is reported as pounds acid equivalent per acre

2 Syngenta proposed soybean use rate

3 Bayer proposed soybean use rate

4 (Bayer 2012)

As SYHT0H2 soybean is tolerant to a new mode of action (HPPD inhibition) not presently available in soybean (apart from MST-FGØ72-2 soybean, which is currently pending deregulation), two new broad-spectrum herbicides (mesotrione and isoxaflutole) would be available for soybean growers to incorporate into an integrated weed management program. Such programs are promoted by agricultural extension offices to prevent or delay the evolution of herbicide resistant weed biotypes and to prevent shifts in local weed populations to species that are naturally tolerant of certain herbicides.

As noted in Section 3.2, Appendix F of the Petition (Syngenta 2012c) includes a stewardship program as an integral part of the Preferred Alternative. The stewardship program includes the following elements:

- Technology use grower agreements;
- Integrated weed management and herbicide resistance recommendations;
- Customer education and training;
- Product use information and support; and
- Monitoring of grower use of herbicides.

Specific management recommendations for weed control in soybean and corn to minimize the development of herbicide-resistant weed biotypes are:

- Always use a full rate of a residual pre-emergence herbicide as specified on the product label.
- Do not rely solely on post-emergence applications of HPPD-inhibiting herbicides for control of target weeds; integrate other herbicides that are active on the target weeds such as glufosinate-ammonium, metribuzin and fomesafen for soybeans or glufosinate-ammonium, glyphosate, atrazine, and/or dicamba for corn.
- For post-emergence herbicide applications, use full labeled rates with recommended adjuvants on small weeds.
- Use herbicide combinations with several modes of action with overlapping efficacy on target weeds (i.e., chose herbicide combinations in which each active ingredient is effective against the most difficult-to-control target weeds).
- Strive for full and effective season-long weed control. Control weeds that have escaped herbicide treatment, and do not allow weeds to go to seed.

When herbicides are used in accordance with the stewardship program, SYHT0H2 soybean is expected to indirectly minimize the potential development of weed resistance to any one herbicide. The availability of other herbicides as additional components of integrated weed management would reduce the selection pressure on weed species to develop resistance to other methods of control.

4.2.3 Commercial Soybean Production and Uses

This section describes the potential impacts to commercial production of soybean seeds, raw and processed soybean commodities, organic soybeans, and specialty soybean products that may occur from the No Action and Preferred Alternatives.

4.2.3.1 Seed Production

As described in Section 2.2.3.1, *Seed Production*, seed purity is accomplished using contracts, tracking and traceability systems, quality assurance processes, closed loop systems, and identity preservation systems. Seed soybean production differs from commercial soybean production because seed companies impose strict requirements to maintain seed identity and high levels of genetic purity of the final product. These practices minimize to the extent practical the chance of commingling SYHT0H2 soybean seed with other seed. The practices used to maintain seed purity do not vary substantively between transgenic and nontransgenic varieties.

No Action Alternative

The availability of methods used to produce seed soybean under the No Action Alternative would be the same as in current seed soybean production systems.

Preferred Alternative

Seed soybean production methods would not change as a direct or indirect result of the Preferred Alternative. If SYHT0H2 soybean is deregulated, specialty soybean products would continue to be protected by the identity systems established in the industry. SYHT0H2 soybean would be produced in a manner similar to other seed soybean varieties, which are typically produced under identity preservation systems that include contracts with growers, traceability, product tracking, and process verification. These procedures minimize chances of commingling SYHT0H2 soybean seed with other seed to the same degree as existing seed production systems.

4.2.3.2 Raw and Processed Soybean Commodities

As described in Section 2.2.3.2, *Raw and Processed Soybean Commodities*, soybean seeds are processed into a variety of industrial (oil), human dietary, and livestock products. Raw soybeans have no human or livestock feed use as they contain anti-nutrient factors; these factors are removed by heat processing. There are no differences in handling requirements for processing transgenic and nontransgenic soybean.

No Action Alternative

Raw and processed soybean commodities would not change as a direct or indirect result of the No Action Alternative. Raw and processed soybean commodities would continue to be handled in accordance with regulatory standards and industry practices even if SYHT0H2 soybean continues to remain a regulated article. Regulated field trials of SYHT0H2 soybean would only impact small plots of land with no effect on raw or processed commodities.

Preferred Alternative

Raw and processed soybean commodities would not change as a direct result of the Preferred Alternative. Based on data described in the Petition, SYHT0H2 soybean is not materially different from conventional soybean in composition or nutritional value (Syngenta 2012c). Apart from the expected weed control benefits associated with tolerance to mesotrione, isoxaflutole, and glufosinate herbicides, SYHT0H2 soybean varieties are agronomically equivalent to their nontransgenic counterparts (Syngenta 2012c). If SYHT0H2 soybean is deregulated, raw and processed soybean commodities would continue to be handled in accordance with regulatory standards and industry practices.

Deregulating SYHT0H2 soybean would likely result in changes of herbicide use types and rates, as described above. Raw and processed soybean commodities may be indirectly impacted by deregulating SYHT0H2 soybean as a result of different herbicide applications. Depending upon the extent of adoption of the product and application of the herbicides, some portion of the commodities would have residual concentrations of mesotrione, isoxaflutole, or glufosinate instead of glyphosate. EPA registration of herbicides (including mesotrione, isoxaflutole, and glufosinate) includes establishing limits of residual concentrations of the herbicides on food and feed commodities to protect human health and the environment. Current and proposed residual concentration limits (tolerances) for registered and new uses of these herbicides are described in the appendices.

4.2.3.3 Organic Soybean Production

Organic farming operations coexist with farming operations using nontransgenic and transgenic varieties for herbicide tolerance. As described in Section 2.2.3.3, *Organic Soybean Production*, the National Organic Program (NOP) requires that organic farms have distinct, defined boundaries and buffer zones separating adjoining land not under organic management to prevent unintended contact with substances not used in organic fields. Organic production operations must also develop and maintain an organic production system plan. Excluded production methods include methods used to genetically modify organisms or otherwise influence their growth and development by means not possible under natural conditions or processes.

In organic systems, the use of synthetic pesticides and fertilizers is strictly limited, and transgenic crops and inputs are prohibited. SYHT0H2 soybean would not be approved for use in organic systems because it is transgenic.

Organic soybean acreage represents less than 0.2 percent of the US soybean acreage (USDA-NASS 2009). In contrast to other US organic crops, US organic soybean production has not kept pace with demand (USDA-ERS 2010c), which has generally been met by increasing imports from international organic soybean producers (USDA-NASS 2009). Organic farmers may benefit from proximate transgenic crops with herbicide tolerance traits: neighboring fields would not be seed banks for weeds that could infest the organic fields, easing their weed management needs.

No Action Alternative

Organic farming practices, including field management to avoid excluded methods and gene movement, would not change as a direct or indirect result of the No Action Alternative. Organic soybean seed availability would be unaffected by the No Action Alternative. Organic production systems and non-organic production systems would continue to coexist in accordance with NOP requirements. Organic soybean production would continue to be driven by market conditions if SYHT0H2 soybean continues to remain a regulated article.

The amount of transgenic soybean and organic soybean production in the US is increasing, and current trends suggest that both production practices will likely continue to increase. The use of coexistence measures is expected to continue. Organic farms would continue to benefit from the weed suppression provided by proximate farms with transgenic crops and low weed populations. The availability of seed for soybean varieties that are transgenic, nontransgenic, or used for organic production would remain the same. Regulated field trials of SYHT0H2 soybean would only impact small plots of land with no effect on organic farming.

Preferred Alternative

Organic farming practices, including field management to avoid excluded methods and gene movement, would not change as a direct or indirect result of the Preferred Alternative. Soybean is primarily a self-pollinated plant (OECD 2000), and there is no reason to suspect that the biology of SYHT0H2 soybean will increase its potential to outcross with soybean varieties utilized in organic soybean production (Syngenta 2012c). Studies of SYHT0H2 soybean reproductive biology revealed no substantial differences in factors influencing reproductive potential, including pollen viability, date of emergence, date of 50 percent flowering, and date of maturity (Syngenta 2012c).

Organic soybean seed availability would be unaffected by deregulation of SYHT0H2 soybean; the seed certification programs described above would continue to operate at their current level of effectiveness. Consistent with NOP standards and practices, organic and non-organic soybean production systems would continue to coexist. Organic farms would continue to benefit from the weed suppression provided by proximate farms with transgenic crops of herbicide tolerant varieties, including SYHT0H2 soybean. Organic soybean production would continue to be regulated by the NOP and driven by market conditions if SYHT0H2 soybean is deregulated. Non-regulated status for SYHT0H2 soybean would not change current practices of organic soybean producers or the growth of organic soybean production.

Currently, the production of organic and transgenic soybean varieties are both increasing due to market demands (although organic production is unable to keep up with demand), and these markets would likely continue to increase under the Preferred Alternative. Deregulating SYHT0H2 soybean would not increase risks of contamination, via either pollinators or post-harvest processing, because the overall percentage of transgenic soybean is not expected to increase. SYHT0H2 soybean would not present new and different issues than existing herbicide-tolerant soybean cultivars (see Table 2-1) with respect to impacts on organic farmers. APHIS has granted non-regulated status to the products listed in Table 2-1 based on a finding that these other products do not pose a plant pest risk. A determination of nonregulated status of SYHT0H2 soybean is unlikely to affect US organic soybean production.

4.2.3.4 Specialty Soybean Systems

Potential changes in specialty soybean systems, such as identity preservation, are described for the No Action Alternative and the Preferred Alternative in this section.

As with the purity processes described above for seed production, specialty soybean growers and end users maintain the identity of their products by contracts, tracking and traceability systems, quality assurance programs, closed loop systems, and identity preservation systems.

No Action Alternative

Other specialty soybean production systems would not change as a direct or indirect result of the No Action Alternative. Specialty products are likely to continue to be protected by the identity-preservation systems established in the industry even if SYHT0H2 soybean continues to remain a regulated article. Regulated field trials of SYHT0H2 soybean would only impact small plots of land with no effect on other specialty soybean production systems.

Preferred Alternative

Other specialty soybean production systems would not change as a direct or indirect result of the Preferred Alternative. If SYHT0H2 soybean is deregulated, specialty products would continue to be protected by the identity-preservation systems established in the industry.

4.3 Physical Environment

This section describes the potential impacts to soil, water quality, air quality, and climate that may result from the No Action Alternative and the Preferred Alternative as compared to the existing conditions described in Chapter 2.

4.3.1 Soil

As described in Section 2.3.1, *Soil*, agronomic practices such as crop type, tillage, and pest management regimes have greater effects on the biology of the soil than the type of soybean cultivated. In particular, tillage can adversely or beneficially impact soil quality (NRC 2010; Holland 2004). Degraded soil structure and composition may lead to decreased water retention, a decrease in soil carbon aggregation and net positive carbon sequestration, and increased greenhouse gas emissions. Conservation tillage methods can reduce these adverse effects and have been increasingly adopted by soybean growers, partially enabled by the capacity to apply a broad-spectrum herbicide (glyphosate) over a tolerant soybean variety (glyphosate-tolerant soybean). As discussed in Section 4.2.2, *Agronomic Practices*, conservation tillage in US soybean is generally associated with 30 percent or greater remaining plant residue and reduced soil erosion and compaction.

There may be a relationship between the introduction of herbicide-tolerant soybean varieties and an increase in the practice of no-till or conservation tillage by US growers. In 1995, before the introduction of glyphosate-tolerant soybeans, approximately 27 percent of the US soybean acres

used no-till production. Approximately 50 percent of soybean acres were planted in no-till systems by 2009 (Horowitz, Ebel, and Ueda 2010).

Soil quality may be impacted by the application of herbicides on crops, as an indirect effect of transgenic soybean with herbicide tolerance traits, depending upon the chemicals' persistence in soil. Pre-emergence herbicide application would be directly on the soil and post-emergence application may result in some portion of the herbicides reaching the ground surface. Plant material could transfer herbicide residues into soil via biological activity of the plant or decay after harvest.

No Action Alternative

Soil characteristics would not change as a direct or indirect result of the No Action Alternative. The adoption of herbicide-tolerant soybean varieties is expected to continue. The increasing use of conservation tillage in US soybean production, an effect attributed to the glyphosate-tolerant soybean system, is not expected to change under the No Action Alternative. Insecticide use will remain as it is currently practiced and limited to a small percentage of total US soybean acreage (USDA-NASS 2007). Glyphosate is anticipated to remain the most widely applied herbicide in US soybean production, continuing the current trend.

Soybean growers would continue current agronomic practices, and further adoption of conservation tillage methods is expected even if SYHT0H2 soybean continues to remain a regulated article. Regulated field trials of SYHT0H2 soybean would only impact small plots of land with no effect on soil characteristics.

Preferred Alternative

Soil characteristics would not change as a direct result of the Preferred Alternative. The transgenic enzymes in SYHT0H2 soybean would not impact soil quality: compositional analysis of SYHT0H2 soybean tissue demonstrates that it is not substantially different from conventional soybean (Syngenta 2012c).

SYHT0H2 soybean production would not change land acreage or cultivation practices for transgenic or nontransgenic soybean. Growers would continue current agronomic practices and continue to adopt conservation tillage methods regardless of whether SYHT0H2 soybean is deregulated or not. Continued adoption of conservation tillage would be facilitated by the addition of other broad-spectrum herbicides to the range of weed management tools used by growers. SYHT0H2 soybean is tolerant to mesotrione, isoxaflutole, and glufosinate. Thus, conservation tillage trends, and its direct beneficial effects on soil quality, are likely to continue as currently practiced.

Soil characteristics would not change as an indirect result of the Preferred Alternative. Mesotrione and isoxaflutole would be applied to pre-emergence or to SYHT0H2 soybean fields post-emergence, but would not adversely affect soil quality. Glufosinate would be applied to SYHT0H2 soybean fields post-emergence. As described in the appendices, these herbicides degrade rapidly through biotic or abiotic processes. Although the DKN degradate of isoxaflutole is more persistent than the parent chemical, soil quality will not be impacted when isoxaflutole is used in accordance with EPA label requirements. As a prerequisite to its registration of herbicides (including their

degradates), EPA determines that there is no unreasonable environmental risk if the end user adheres to the label use restrictions during application.

4.3.2 Water Quality and Use

As described in Section 2.3.2, *Water Quality*, the primary cause of agricultural nonpoint source (NPS) pollution is increased sedimentation from soil erosion, which can introduce sediments, manure, fertilizers, and pesticides to nearby lakes and streams. Transgenic soybean is not a sediment, fertilizer, or pesticide and therefore is not a major component of agricultural NPS pollution. Soybean plant matter could be transferred to water bodies after field harvest, potentially accumulating in stream or lake sediments.

Water quality may be indirectly impacted by herbicide-tolerant crops as a result of changes in herbicide type and usage rates, as discussed in Section 4.2.2, *Agronomic Practices*. As described in Section 2.3.2, *Water Quality*, risks to water quality from herbicide use are assessed by the EPA during the herbicide registration (and re-registration review) process and are addressed, as warranted, through EPA requirements such as application methodology and buffer zones between fields, riparian areas, and water bodies, as well as monitoring for herbicide residues in surface and ground water.

No Action Alternative

Water quality would not change as a direct or indirect result of the No Action Alternative. Water quality would continue to be regulated by federal programs (some of which have been delegated to certain states) and agronomic practices to protect water quality would continue to be implemented even if SYHT0H2 soybean continues to remain a regulated article. Herbicide use would continue to evolve as transgenic soybean products with herbicide tolerance traits are developed, approved, marketed, and adopted, as described in Section 4.2.2, *Agronomic Practices*. Overall herbicide concentrations in water may be reduced and water quality improved independent of the regulatory status of SYHT0H2 soybean. Regulated field trials of SYHT0H2 soybean would only impact small plots of land with no effect on water quality.

Preferred Alternative

Water quality would not change as a direct result of the Preferred Alternative. SYHT0H2 soybean does not contain any substances that have the potential to affect water quality. Water quality would continue to be regulated by federal programs (some of which have been delegated to certain states) and agronomic practices to protect water quality would continue to be implemented if SYHT0H2 soybean is deregulated.

The appended information on the three herbicides of which SYHT0H2 soybean is tolerant includes summaries of each chemical's persistence in water. The three herbicides degrade rapidly and are therefore not persistent in surface or groundwater but the degradates may persist under certain conditions (i.e., suboxic conditions such as groundwater). The longest persistence was noted for DKN: the aqueous degradation half-life of DKN was calculated to be 103 days. As described in the appendices, these herbicides and their degradates are unlikely to concentrate or bioaccumulate.

EPA evaluates risks to water quality when conducting ecological risk assessments as part of the herbicide registration review process, as described in the appendices for each of the herbicides that would be used on SYHT0H2 soybean. Identified risks are managed by EPA requirements for application methods and buffer zones, as specified in EPA-approved labels on each herbicide product. Labels for herbicides containing isoxaflutole, glufosinate, or mesotrione will be submitted by Bayer and Syngenta to EPA for approval of use on SYHT0H2 soybean fields. Based on these precautions, increased use of these products is unlikely to result in a substantive adverse impact to water quality.

4.3.3 Air Quality

As described in Section 2.3.3, *Air Quality*, agricultural activities such as burning, tilling, harvesting, applying pesticides, and fertilizing can directly affect air quality by emitting vehicle exhaust, dust, and herbicide sprays. With regard to transgenic soybean with herbicide tolerance traits, burning, harvesting, and fertilizing practices do not vary between transgenic and nontransgenic agricultural varieties. Air quality impacts from aerial application of herbicides may vary slightly between transgenic soybean varieties with herbicide tolerance traits and nontransgenic varieties because different herbicides would be used for transgenic varieties. Aerial application of herbicides has the potential to impact air quality from drift, diffusion, and volatilization of the chemicals, as well as motor vehicle emissions from airplanes or helicopters. Potential impacts are managed by adherence to the application requirements stated on EPA-approved herbicide labels, including consideration of wind speed when spraying.

Section 4.2.2.5, *Pesticide Use*, explains that herbicide use can be changed by transgenic herbicide tolerant crops, potentially benefitting air quality if chemical use and motorized equipment use can be reduced. As discussed in Section 4.2.2.2, *Cropping Practices*, conservation tillage increases with the use of transgenic crops, resulting in lower dust emissions and farm equipment exhaust emissions.

No Action Alternative

Air quality would not change as a direct or indirect result of the No Action Alternative. Soybean growers would continue current trends in agricultural activities even if SYHT0H2 soybean continues to remain a regulated article. Application of herbicides and adoption of conservation tillage practices would continue on current trend lines as additional herbicide-tolerant products are adopted by growers, reducing impacts to air quality from agricultural activities. Regulated field trials of SYHT0H2 soybean would only impact small plots of land with no effect on air quality.

Preferred Alternative

Air quality would not change as a direct result of the Preferred Alternative because the SYHT0H2 plant does not display any characteristics that would impact air quality. Agronomic practices that may affect air quality may be altered as a result of using a different suite of herbicides on SYHT0H2 soybean fields: additional passes across the fields may be required in certain instances to apply a range of herbicides at different times, as part of an integrated weed management program. Vehicle exhaust emissions and dust generation may increase, but it is not possible to

quantify the extent. The herbicides to which SYHT0H2 soybean is tolerant are not volatile and therefore would not impact air quality.

4.3.4 Climate

As described in Section 2.3.4, *Climate*, agriculture-related activities are recognized as both direct (e.g., exhaust from motorized equipment) and indirect (e.g., agriculture-related soil disturbance, fertilizer production) sources of greenhouse gases (GHGs). Transgenic crops in general have reduced the release of GHGs from agriculture, equivalent to removing 5 million cars from the roads each year (Brookes and Barfoot 2005), by reducing equipment use and allowing adoption of conservation tillage methods. The permanent CO₂ savings arising from reduced fuel use in the US attributable to transgenic herbicide-tolerant soybeans in 2008 was 290 million kilograms of CO₂ (Brookes and Barfoot 2010).

The climate can also affect agricultural crop production, and climate change could affect soybean yields either positively or negatively. Transgenic soybeans with herbicide tolerance traits are not expected to differ from nontransgenic soybean in response to climate change.

No Action Alternative

The climate would not change as a direct or indirect result of the No Action Alternative. Soybean growers would continue current trends in agricultural activities even if SYHT0H2 soybean continues to remain a regulated article. GHG emission reductions would continue as other transgenic varieties are adopted by growers and they seek more energy-efficient methods of agriculture. Regulated field trials of SYHT0H2 soybean would only impact small plots of land with no effect on the climate. Increases or decreases in soybean yields resulting from climate change would not be affected by the No Action Alternative.

Preferred Alternative

The climate would not change as a direct or indirect result of the Preferred Alternative. SYHT0H2 soybean production would not change land acreage or cultivation practices for transgenic or nontransgenic soybean. As described in the Petition (Syngenta 2012c), SYHT0H2 soybean requires management strategies similar to those for conventional soybean production, and would not affect agricultural activities that may impact climate change. Growers would continue current trends in agricultural activities if SYHT0H2 soybean is deregulated. GHG emission reductions would continue as SYHT0H2 soybean and other transgenic varieties are adopted by growers and they seek more energy-efficient methods of agriculture. Increases or decreases in soybean yields resulting from climate change would not be affected by the Preferred Alternative.

4.4 Natural Biological Communities (Non-Target Organisms)

This section describes the potential impacts to animals, plants, soil microorganisms, biodiversity, and gene movement in the natural environment that may result from the No Action Alternative and the Preferred Alternative as compared to the existing conditions described in Chapter 2. Potential impacts to threatened and endangered species are separately described in Chapter 6.

4.4.1 Animals

As described in Section 2.4.1, *Animals*, soybean fields may be temporarily or permanently occupied by many animals including invertebrates, birds, and mammals. Aquatic animals may reside in water bodies adjacent to soybean fields. Animals can have positive, negative, or no effect on soybean production; herbicide-tolerant soybean varieties do not affect animals but the herbicides applied to these crops may.

Most herbicides used on soybeans are only slightly toxic to birds and mammals (Palmer, Bromley, and Anderson undated). Cultural practices that decrease the need for herbicides include rotating crops, selecting resistant varieties (when possible), planting and harvesting at the proper time, and using integrated pest management techniques. Potential impacts to wildlife are minimized by applying herbicides in accordance with EPA label requirements.

No Action Alternative

Animals would not be affected as a direct or indirect result of the No Action Alternative. Animal exposure to genetically modified crops containing enzymes tolerant of herbicides would be nearly identical to current conditions even if SYHT0H2 soybean continues to remain a regulated article. Approved transgenic soybean cultivars would continue to be used by growers and there would be no change in animal exposure rates outside of controlled environments (i.e., agriculture). Regulated field trials of SYHT0H2 soybean would only impact small plots of land with controlled animal incursions.

Preferred Alternative

Animals are not likely to be affected as a direct result of the Preferred Alternative. If SYHT0H2 soybean is deregulated, animal exposure to genetically modified crops with herbicide tolerance would be similar to current conditions. As described in Section 4.2.1, *Agronomic Practices*, land use and agricultural production of SYHT0H2 soybean under the Preferred Alternative is likely to continue as currently practiced. There would be no direct impact to animal communities as a result of soybean production practices under the Preferred Alternative.

Consumption of SYHT0H2 soybean would also not affect animals. Toxicological assessments of the two enzymes conferring herbicide tolerance to mesotrione, isoxaflutole, and glufosinate are described in the Petition (Syngenta 2012c). As presented in Section VI.D.3, *Conclusions of the Toxicological Assessment of AvHPPD-03*, of the Petition,

“The source organism for *avhppd-03*, oat, is a safely consumed food crop, and the enzymatic mode of action of AvHPPD-03 is a native feature of *A. sativa* HPPD, with no toxicological significance to mammals. The bioinformatic analysis showed that AvHPPD-03 is most similar to other HPPD proteins in common food crops and does not have sequence similarity to any known or putative toxins. In mice, AvHPPD-03 was not acutely toxic when administered orally (NOAEL = 2000 mg/kg b.w.³⁷). Therefore, AvHPPD-03 is considered to be nontoxic.”

37 No Observable Adverse Effect Level equals 2,000 milligrams per kilogram (mg/kg) of body weight.

Similarly, as presented in Section VII.E.3, *Conclusions of the Toxicological Assessment of PAT*, of the Petition,

“The PAT protein in SYHT0H2 soybean is from a source organism that is not known to be toxic. The PAT protein from *S. viridochromogenes* is a member of a well-characterized, safe class of enzymes with a high degree of substrate specificity, and shows significant homology with PAT proteins from other source organisms. Bioinformatic analysis revealed no amino acid sequence similarity to any known toxins or other proteins known to cause adverse effects, and PAT was not acutely toxic to mice. PAT is therefore considered to be nontoxic.”

Increased use of mesotrione, isoxaflutole, and glufosinate may be an indirect result of introducing SYHT0H2 soybean that is tolerant of these other herbicides. The potential risks, as identified by EPA’s review of toxicological data, to animals and habitat presented by these herbicides are described in the appendices. These risks are managed by proper herbicide application, in accordance with the EPA-approved herbicide labels.

Deregulating SYHT0H2 soybean would not directly or indirectly impact animals. An evaluation of ecosystem effects is provided in Section 4.4.4, *Biodiversity*.

4.4.2 Plants

As described in Section 2.4.2, *Plants*, soybean fields may be bordered by other agricultural fields (including other soybean varieties), woodlands, pasture and grasslands, or wetlands. These bordering areas may be occupied by non-target plants. Transgenic soybean cultivars with herbicide tolerance traits allow growers to change herbicide usage types and application rates to manage target plants (i.e., weeds) within fields. Both target and non-target plants may be affected by herbicides (target plants are addressed in Section 4.2.2). Impacts to non-target plants outside of soybean fields may result from herbicide spray drift and volatilization. Such potential impacts are managed by adherence to the application requirements stated on EPA-approved herbicide labels.

No Action Alternative

Non-target plants would not be affected as a direct or indirect result of the No Action Alternative. Weed management methods would continue following current trends even if SYHT0H2 soybean continues to remain a regulated article. Weed species that typically inhabit soybean production systems will continue to be managed through the use of mechanical, cultural, and chemical control methods, including the use of glyphosate and other registered herbicides. The majority of U.S. soybean acres will continue to be subject to herbicide application. No changes to cultivation practices are expected under the No Action Alternative. Isoxaflutole, glufosinate, mesotrione, and other approved herbicides would continue to be used on other crops in accordance with label requirements that protect non-target plants. Regulated field trials of SYHT0H2 soybean would only occur on small plots of land with controlled plant exposures. No impacts to non-target plant species are anticipated.

Preferred Alternative

Non-target plants would not be affected as a direct result of the Preferred Alternative. SYHT0H2 soybean production would not change land acreage or cultivation practices for transgenic or nontransgenic soybean. Target plants (i.e., weeds) would be affected by the Preferred Alternative, as intended. This alternative, by allowing the use of herbicides with different modes of action than are currently available for use on soybean, will indirectly help prevent or delay the evolution of herbicide resistance among target weed species, and help avoid shifts in weed populations to those that are naturally tolerant to the predominant soybean herbicides.

SYHT0H2 soybean would facilitate the new or increased use of some herbicides in US soybean production. Mesotrione, isoxaflutole, and/or glufosinate would likely be applied to fields planted with this herbicide-tolerant variety, possibly in combination with other herbicides registered for use on soybeans. These herbicides would also continue to be used on rotational crops in the same fields. Non-target plants may be potentially affected from herbicide volatilization or spray drift as an indirect result of the Preferred Alternative.

As explained in the appendices for the herbicides that would be used on SYHT0H2 soybean, volatilization is not likely for these compounds due to their low vapor pressure. Spray drift has the potential to impact non-target plants or may affect the quality of stormwater or irrigation water runoff. The potential risks to non-target plants presented by these herbicides (as identified by EPA's review of toxicological data) are described in the appendices. These risks are managed by proper herbicide application, in accordance with the EPA-approved herbicide labels.

There would be no new off-target impacts associated with application of the three herbicides (mesotrione, isoxaflutole, and glufosinate) to SYHT0H2 soybean when they are used in accordance with label directions. EPA has determined that there is no unreasonable environmental risk if the end user adheres to the label use restrictions when applying herbicide formulations. Herbicide labels specify application equipment and methodology to minimize spray drift. For Restricted Use Pesticides (e.g., isoxaflutole), requirements specify that applications must be made by a certified applicator to minimize effects on nearby environments.

4.4.3 Soil Microorganisms

As described in Section 2.4.3, *Soil Microorganisms*, the main factors affecting microbial population size and diversity include soil type (texture, structure, organic matter, aggregate stability, pH, and nutrient content), plant type (as providers of specific carbon and energy sources into the soil), and agricultural management practices (crop rotation, tillage, herbicide and fertilizer application, and irrigation). Planting transgenic soybeans does not substantively change any of these factors except agricultural management practices. The changes in crop rotation, tillage practices, fertilizer application, and irrigation outlined in Section 4.2.1, *Agronomic Practices*, are not expected to substantively affect soil microorganisms. Herbicide types and application rates can be changed by growers when new herbicide-tolerant cultivars are available; herbicides that persist in soil and are toxic to microbes have the potential to affect soil microorganisms.

Glyphosate can alter the microbial ecology and biology of the rhizosphere environment. Increased fungal populations that develop under glyphosate treatment of glyphosate-resistant soybean may adversely affect plant growth and biological processes in the soil and rhizosphere (Kremer, Means, and Kim 2005). Field studies conducted in Missouri during the 1997 to 2007 period assessed effects of glyphosate applied to glyphosate-resistant soybean and maize on root colonization and soil populations of *Fusarium* and selected rhizosphere bacteria (Kremer and Means 2009). Frequency of root-colonizing *Fusarium* increased significantly after glyphosate application during growing seasons in each year at all sites. Roots of soybean and maize treated with glyphosate were heavily colonized by *Fusarium* compared to non-glyphosate-resistant or glyphosate-resistant cultivars not treated with glyphosate. These studies hypothesized that root-exuded glyphosate may serve as a nutrient source for fungi and stimulate propagule germination.

No Action Alternative

Soil microorganisms would not be affected as a direct or indirect result of the No Action Alternative. Soybean cultivation would continue as currently practiced. Microbes in the field would continue to be exposed to common agronomic practices, including herbicide applications to soybean fields. The use of transgenic soybean with herbicide tolerance traits would continue following current trends even if SYHT0H2 soybean continues to remain a regulated article. Regulated field trials of SYHT0H2 soybean would involve only small plots of land with controlled plant exposures. No impacts to soil microorganisms compared to any effects from current agronomic practices are anticipated.

Preferred Alternative

Soil microorganisms would not be affected as a direct result of the Preferred Alternative. As stated in the Petition (Syngenta 2012c), SYHT0H2 soybean phenotype characteristics do not differ substantively from its nontransgenic parent variety and the new enzymes are not toxic. Soil microbial interaction with plant tissue would not have any effect.

Herbicides have the potential to impact soil microbes if the herbicides are toxic to them. As described in the appendices, studies of mesotrione, isoxaflutole, and glufosinate have found no to minimal impacts to soil microorganisms. The Preferred Alternative would not have an indirect adverse affect on soil microorganisms.

4.4.4 Biodiversity

Biological diversity, or the variation in species or life forms in an area, is highly managed in agricultural fields. Biodiversity in an agroecosystem (the organisms and environment of an agricultural area when considered as an ecosystem) depends (Altieri 1999) on the:

- Diversity of vegetation within and around the agroecosystem;
- Permanence of crops within the agroecosystem;
- Intensity of management; and
- Extent of isolation from natural vegetation.

Farmers typically plant crops that are genetically adapted to grow well in a specific area of cultivation and have been bred for a specific market. Farmers want to encourage high yields from their crop, and will intensively manage plant and animal communities through chemical and cultural controls to protect the crop from damage. The biological diversity in agricultural fields is therefore lower than in the surrounding habitats. Although soybean production fields are cultivated as plant monocultures to optimize yield, the adjacent landscape may harbor a wide variety of plants and animals. Most transgenic crops increase the productivity of cultivated lands, so biodiversity is protected because additional land is not needed for the same volume of crop production.

A qualitative and relative comparison of the potential for ecological impacts of herbicides can be made by calculating an “environmental impact quotient” (EIQ) based on the application rate and percentage of active ingredient in marketed products. The EIQ method was developed by integrated pest management specialists at Cornell University to help fruit and vegetable growers of New York State to evaluate low impact pest-control options (Levitan 1997). A composite EIQ score is calculated for each pesticide active ingredient using an algebraic equation that combines the numerical ratings assigned to eight environmental parameters. The underlying premise of the EIQ method is to screen for potential impacts that might result from the interaction of toxicity and exposure. In conducting EAs of herbicide-tolerant transgenic plants, APHIS has utilized the EIQ method to compare the environmental effects of herbicide usage on a relative basis (e.g., *Draft Environmental Assessment, Bayer Petition 09-328-01 for Determination of Nonregulated Status of Double Herbicide-tolerant Soybean (Glycine max) Event FG72 and Final Environmental Impact Statement, Glyphosate-Tolerant Alfalfa Events J101 and J163: Request for Nonregulated Status*).

In order to assess relative impacts to ecosystems, the calculation provides an “ecological” EIQ based on application rates of herbicide active ingredients, rather than toxicity of the pure compound to fish, birds, bees, and beneficial organisms (NYS-IPM 2012). Table 4-3 compares the ecological EIQ ratings of the top ten herbicides used on soybeans currently (see Figure 2-3) and the three herbicides of which SYHT0H2 soybean is tolerant (listed in **bold type**), using the maximum annual application rates for soybeans on the referenced product labels, or the proposed rates for the new use on transgenic SYHT0H2 soybean (see Table 4-2). Table 4-3 also provides an overall “field use” EIQ rating, which combines the ecological EIQ with worker and consumer ratings based on toxicity to humans.

These ratings provide a qualitative comparison of the potential overall environmental effect of using these herbicides. Table 4-3 shows that the ecological EIQ can vary considerably from the overall field use EIQ, as the percentage of active ingredient and the application rate substantively affect the final score. The dominant herbicide used on soybeans, glyphosate, has a slightly higher ecological EIQ (indicating higher environmental impact) than the three herbicides of which SYHT0H2 soybean is tolerant.

Table 4-3 EIQ Ecological and Overall Field Use Rating of Selected Herbicides

Herbicide				Environmental Impact Quotient Rating ¹	
Common Name	Example Formulation	Percent active ingredient	Maximum Annual Application Rate (per acre)	Overall Field Use	Ecological
2,4-D Dimethylamine salt	2,4-D Amine 4 ^{2a}	46.8	2 pts	19.3 ^{2b}	29.0
2,4-D Dichlorophenoxy-acetic acid	Weedone LV6EC ^{3a}	87.3	1.5 pts	21.8 ^{3b}	44.5
Chlorimuron	Classic ^{4a}	25.0	1.5 oz	0.5 ^{4b}	1.0
Clethodim	Clethodim 2EC ^{5a}	26.4	32 fl oz	9.0 ^{5b}	16.4
Fomesafen	Flexstar ^{6a}	22.1	1.6 pts	8.6 ^{6b}	11.5
Glyphosate	Roundup ^{7a}	48.7	44 fl oz	20.5 ^{7b}	46.9
Imazethapyr	Pursuit ^{8a}	22.9	4 oz	1.1 ^{8b}	1.9
Metribuzin	Sencor DF ^{9a}	75.0	1.34 lb	28.5 ^{9b}	69.4
Pendimethalin	Prowl ^{10a}	38.7	4.0 pts	46.7 ^{10b}	113.0
Trifluralin	Treflan HFP ^{11a}	43.0	4.0 pts	32.4 ^{11b}	72.2
Glufosinate	Liberty ^{12a}	18.2	62 fl oz	14.2 ^{12b}	30.0
Isoxaflutole	Balance Pro ^{13a}	40.5	3 fl oz	1.8 ^{13b}	3.0
Mesotrione	Callisto ^{14a}	40.0	10 fl oz	4.7 ^{14b}	8.3

Sources: 1- (NYS-IPM 2012)

2a- (Albaugh Undated)

3a- (Nufarm Undated)

4a- (DuPont 2012)

5a- (Willowood 2011)

6a- (Syngenta 2010)

7a- (Monsanto 2012)

8a- (BASF 2011)

9a- (Bayer Undated)

10a- (BASF 2012)

11a- (Dow 2008)

12a- (Bayer 2012)

13a- (Bayer 2013)

14a- (Syngenta 2011)

2b- (NYS-IPM 2013b)

3b- (NYS-IPM 2013a)

4b- (NYS-IPM 2013c)

5b- (NYS-IPM 2013d)

6b- (NYS-IPM 2013e)

7b- (NYS-IPM 2013g)

8b- (NYS-IPM 2013h)

9b- (NYS-IPM 2013k)

10b- (NYS-IPM 2013l)

11b- (NYS-IPM 2013m)

12b- (NYS-IPM 2013f)

13b- (NYS-IPM 2013i)

14b- (NYS-IPM 2013j)

Note: this herbicide is commonly tank-mixed with other herbicides such as glyphosate

Note: this herbicide is not currently marketed in the US; the application rates are for a Canadian formulation

No Action Alternative

Biodiversity would not be affected as a direct or indirect result of the No Action Alternative. Biodiversity within agroecosystems would continue to be affected by agricultural practices following current trends. Growers would continue to have access to deregulated herbicide-tolerant soybean varieties, and adoption of new transgenic soybean varieties would be expected to continue even if SYHT0H2 soybean continues to remain a regulated article. Animal and plant species that

typically inhabit soybean production fields or adjacent land will continue to be affected by currently utilized management plans and systems, which include the use of mechanical, cultural, and chemical control methods. Regulated field trials of SYHT0H2 soybean would only involve small plots of land with controlled animal and plant incursions. No changes in biodiversity compared to effects from current agronomic practices are anticipated.

Preferred Alternative

Biodiversity would be unchanged as a result of the Preferred Alternative. SYHT0H2 soybean is not toxic and does not exhibit any different agronomic traits or require different agronomic practices (Syngenta 2012c). As described in Section 4.4.1, *Animals*, and Section 4.4.2, *Plants*, animal and plant species that typically inhabit soybean production areas would be managed the same as for other herbicide tolerant soybean products on the market. The four determinants of biodiversity in an agroecosystem listed above are likely to remain unchanged under the Preferred Alternative.

As shown in Table 4-3, isoxaflutole, glufosinate, and mesotrione display relatively low EIQ ratings as compared to the top ten other herbicides used on soybean, and in particular glyphosate. Adding new transgenic soybean cultivars with tolerance of isoxaflutole, glufosinate, and mesotrione would be likely to increase the use of these herbicides but, as demonstrated by the lower EIQ scores than the most commonly used herbicide (glyphosate), would not adversely affect biodiversity.

4.4.5 Gene Movement in the Natural Environment

Soybean is principally a self-pollinated species, propagated by seed (OECD, 2010). As described in Section 2.4.5, *Gene Movement in the Natural Environment*, there is no evidence that horizontal gene transfer can naturally occur between unrelated plant species. Genetic engineering artificially accomplishes horizontal gene transfer, but does not impart natural gene transfer.

Cross-pollination to adjacent plants of other soybean varieties occurs at a very low frequency (0 to 6.3 percent as measured in experimental treatments) (Caviness 1966; Ray et al. 2003; Yoshimura, Matsuo, and Yasuda 2006). As described in Section 2.2.5, *Persistence in the Environment/Weediness Potential*, cultivated soybean seed rarely displays any dormancy characteristics and only under certain environmental conditions grows as a volunteer in the year following cultivation, minimizing the potential for vertical gene movement. The soybean plant is not weedy, and there are no wild relatives outside of Asia.

No Action Alternative

Soybean's characteristic of limited gene movement in the natural environment would not be affected as a direct or indirect result of the No Action Alternative. Soybean breeding by traditional or transgenic means would continue even if SYHT0H2 soybean continues to remain a regulated article. Regulated field trials of SYHT0H2 soybean would only impact small plots of land with minimal potential for exposure to sexually compatible plants (i.e., other soybean plants) or unrelated plants. No changes in the natural gene movement characteristics of current soybean varieties are anticipated.

Soybean's persistence in the environment and weediness potential would not be affected as a direct or indirect result of the No Action Alternative. Soybean breeding by traditional or transgenic means would continue even if SYHT0H2 soybean continues to remain a regulated article. Regulated field trials of SYHT0H2 soybean would only impact small plots of land with minimal potential for exposure to sexually compatible plants (i.e., other soybean plants). No changes in these characteristics of current soybean varieties are anticipated.

Preferred Alternative

Soybean's characteristic of limited gene movement in the natural environment would not be affected as a direct or indirect result of the Preferred Alternative. As described in the Petition (Syngenta 2012c), it is theoretically possible that the transgenes *avhppd-03* or *pat* could enter the soil. However, multiple reviews have concluded that there is minimal likelihood of horizontal gene transfer between transgenic plants and soil microorganisms (Keese 2008). Should *avhppd-03* or *pat* from SYHT0H2 soybean be integrated into a plasmid or chromosome of a bacterium, it is highly unlikely that AvHPPD-03 or PAT proteins will be produced, because the codon use in *avhppd-03* and *pat* is optimized for expression in plants, not bacteria. It is highly unlikely that AvHPPD-03 or PAT will be produced in soil via transformation of bacteria with genes from SYHT0H2 soybean.

Soybean's persistence in the environment and weediness potential would not be affected as a direct or indirect result of the Preferred Alternative. Cultivation of SYHT0H2 soybean will not lead to the transfer of *avhppd-03* and *pat* to wild relatives of soybean because they are not present in the US. The weediness potential of soybean has not been altered by SYHT0H2 soybean. Germination and dormancy characteristics of SYHT0H2 soybean seed are no different than those of conventional soybean seed (Syngenta 2012c). The introduced traits in SYHT0H2 soybean are not intended to affect the range or frequency of soybean outcrossing, and phenotypic data show no indication that the genetic modification resulted in enhancement of reproductive characteristics of SYHT0H2 soybean compared with conventional soybean (Syngenta 2012c).

4.5 Public Health

This section describes the potential impacts to human health, animal (livestock) health, and worker safety that may result from the No Action Alternative and the Preferred Alternative as compared to the existing conditions described in Chapter 2.

4.5.1 Human Health

In theory, transgenic products could impact human health because of possible toxic or nutritional effects of the products, or how the product might change the allergenicity of food products. As described in Section 1.1, *Regulatory Authority*, it is the responsibility of food and feed manufacturers to ensure that the products they market are safe and properly labeled. Food and feed derived from transgenic products must be in compliance with all applicable legal and regulatory requirements. Transgenic products for food and feed also routinely undergo a voluntary consultation process with the FDA prior to release onto the market. To date, all transgenic crops marketed in the US have been the subject of pre-marketing consultations with the FDA.

No Action Alternative

Human health would not be affected as a direct or indirect result of the No Action Alternative. Previously deregulated transgenic soybean would continue to be used as food for human consumption. Human exposure to SYHT0H2 soybean would be limited to those individuals involved in cultivation under regulated conditions even if SYHT0H2 soybean continues to remain a regulated article. Regulated field trials of SYHT0H2 soybean would only impact small plots of land with no potential for exposure to the general public. Exposure to existing transgenic and nontransgenic soybean would not change under this alternative.

Preferred Alternative

Human health would not be affected as a direct result of the Preferred Alternative. If SYHT0H2 soybean is deregulated, the general public would primarily come in contact with the introduced transgenic proteins (i.e., AvHPPD-03 or PAT) through dietary exposure to food and products derived from SYHT0H2 soybean, although most processed products would contain no detectable AvHPPD-03 or PAT residues. The lack of human health effects from the lack of changes in nutritional value, potential exposure to constituents of SYHT0H2 soybean, and potential exposure to herbicides are described below.

The Petition (Syngenta 2012c) states that an analysis of key nutritional components of forage and seed from SYHT0H2 soybean identified no differences from conventional, nontransgenic soybean that would affect human or animal health. No unintended, adverse consequences of the transformation process or expression of the transgenes in SYHT0H2 soybean were evident in any test. Seed, forage, and soybean meal from SYHT0H2 soybean were found to be similar in composition to those same materials from conventional soybean. SYHT0H2 soybean exhibits a compositional profile similar to that of reference soybean varieties grown concurrently in several locations and other soybean varieties.

Soybean is one of the most commonly implicated sources of food allergy. SYHT0H2 soybean seed was assessed to determine whether its endogenous allergen content differed from that of a nontransgenic, near-isogenic control soybean (variety 'Jack') or commercially available nontransgenic soybean reference varieties (Syngenta 2012c). SYHT0H2 soybean was determined to be comparable to and as safe as conventional soybean varieties and will not pose greater health risks to soybean-allergic consumers than nontransgenic soybean.

The Petition also states that both AvHPPD-03 and PAT are homologous with proteins in many species to which humans and animals are exposed daily without concern (Syngenta 2012c). AvHPPD-03 and PAT do not share significant amino acid similarity to known toxins and are not acutely toxic in mice. AvHPPD-03 and PAT are unlikely to be human allergens.

AvHPPD-03 is derived from a safely consumed endogenous protein in a common food crop, oat (Syngenta 2012c). Oat contains no endogenous proteins that are listed in the Food Allergy Research and Resource Program (FARRP) Allergen Protein Database³⁸ and therefore is not considered to be a known allergenic food. Oat has been implicated as a potential source of proteins that cause celiac

38 <http://www.allergenonline.org/databasebrowse.shtml>

disease in humans; however, a recent review of the literature clarified that this risk has likely been confounded by the use of test materials that were not pure oats (HealthCanada 2007). Pure oats can be consumed by celiac disease patients who are otherwise sensitive to foods such as wheat and barley (which contain the proteins associated with celiac disease and are listed in the FARRP Allergen Protein Database).

HPPD enzymes, as a group of biochemically and structurally related proteins, are ubiquitous in commonly consumed food plants and animals, and the level of AvHPPD-03 in SYHT0H2 soybean is low (Syngenta 2012c). AvHPPD-03 is not acutely toxic in mice and has no significant amino acid sequence similarity to known toxins or allergens. Bioinformatic analysis and assays for digestibility, heat inactivation, and glycosylation status provided in the Petition indicate that AvHPPD-03 is unlikely to be a food allergen. AvHPPD-03 is not likely to pose a risk to the health of humans or other mammals through consumption of SYHT0H2 soybean.

PAT has been safely used and consumed in commercially available transgenic crops and has a permanent EPA tolerance exemption in all crops under 40 CFR § 174.522. It has a history of safe use in numerous transgenic crop varieties that have been deregulated by APHIS. The PAT protein produced in SYHT0H2 soybean has been characterized and tested to determine its potential for causing adverse effects in humans and livestock (Syngenta 2012c). The PAT protein in SYHT0H2 soybean is from *S. viridochromogenes* (a member of a well-characterized, nonpathogenic group of bacteria), shows a high degree of substrate specificity, and shows significant homology with PAT proteins from other source organisms. Bioinformatic analysis revealed no amino acid sequence similarity to any known toxins or other proteins known to cause adverse effects, and PAT was not acutely toxic to mice. PAT is therefore considered to be nontoxic.

PAT is also unlikely to be a food allergen. It is derived from a source organism that contains no known allergens, it is not significantly similar in amino acid sequence to any known allergens, and, as expressed in SYHT0H2 soybean, it shows no glycosylation (Syngenta 2012c). Furthermore, PAT is produced at very low levels in soybean seed, its enzyme activity is completely inactivated at 55°C, and it is rapidly degraded in simulated mammalian gastric and intestinal fluids. PAT is not similar to known allergens, and little or no dietary exposure to intact PAT protein would occur in humans or other mammals via consumption of SYHT0H2 soybean.

Human health assessments from potential exposure to herbicides are described in the appendices. Each of the three herbicides that would be applicable to SYHT0H2 soybean (mesotrione, isoxaflutole, and glufosinate) are registered with EPA. EPA's review process has determined that these herbicides and their degradates present no unreasonable risk to human health when used in accordance with EPA-approved label requirements.

The Petitioners have initiated a pre-market consultation process with FDA and submitted a Safety and Nutritional Assessment for SYHT0H2 soybean (Syngenta 2012c). The assessment documents a lack of toxicity of the introduced AvHPPD-03 and PAT proteins in SYHT0H2 soybean for human and animal consumption, and a lack of allergenicity concerns for humans. No adverse impacts to human health, either directly or indirectly, are expected from deregulating SYHT0H2 soybean.

4.5.2 Worker Safety

As described in Section 2.5.3, *Worker Safety*, pesticides, including insecticides, fungicides and/or herbicides, are used on most soybean acreage in the US; herbicides are the most commonly used pesticides on soybean. The EPA's Worker Protection Standard (USEPA 1992) requires employers to take actions to reduce the risk of pesticide poisonings and injuries among agricultural workers and pesticide handlers. The restrictions and precautions for worker safety associated with most herbicides include:

- Personal Protective Equipment (chemical-resistant gloves and other skin protection, eye protection, respirators, etc.) or other measures (closed-system applications) to minimize applicator exposure;
- Minimum worker reentry intervals post application; and
- Minimum preharvest intervals post application.

Large-scale cultivation of transgenic herbicide-tolerant soybean has increased since its introduction in 1996. As described in Section 2.2.2.6, *Management of Weeds*, the volume of herbicide active ingredients has been trending downward since the introduction of herbicide-tolerant soybeans in 1996, but glyphosate use has been trending upward. The actual health risk that workers experience is based on the specific chemicals to which they may be exposed and the chemical handling procedures used, as described above. Prior to registering a pesticide, EPA conducts an in-depth worker safety evaluation, and imposes strict requirements for personal protective equipment, field reentry intervals, and specific handling instructions for mixing, loading and applying the product.

No Action Alternative

Agricultural workers and pesticide applicators would continue adhere to the restrictions required by the variety of registered herbicides such as those approved by EPA for use on soybeans under the No Action Alternative. Chemical herbicide use rates would likely continue to evolve as new varieties of herbicide-tolerant transgenic soybean are adopted, allowing a more diverse weed management program. Worker exposure to herbicides would be managed by following application requirements listed on product labels. Approved transgenic soybean cultivars would continue to be used even if SYHT0H2 soybean continues to remain a regulated article. Regulated field trials of SYHT0H2 soybean would only impact small plots of land with limited potential for exposure to agricultural workers. Under the No Action Alternative, agricultural workers and herbicide applicators would continue to be exposed to a variety of chemicals including mesotrione, isoxaflutole, and glufosinate on crops other than soybeans.

Preferred Alternative

The Preferred Alternative would not have a direct impact to worker safety, as the SYHT0H2 soybean does not display any characteristics that pose a risk to workers from exposure. The Preferred Alternative would likely result in the use of different herbicides on soybean fields than currently, potentially indirectly affecting workers. EPA-registered isoxaflutole, glufosinate, and mesotrione herbicides that are currently used on other crops would be available for use by soybean growers under the Preferred Alternative. As described in Section 4.2.2.3, *Pesticide Use*, trends in herbicide

use are likely to continue as a direct result of the Preferred Alternative. The addition of a new herbicide-tolerant soybean variety would allow the use of herbicides not currently applicable to soybeans, diversifying the tools available to growers as part of an integrated weed management program. Instead of increasing applications of glyphosate to manage weeds that are developing resistance to this herbicide, these other herbicides could be used. As described in the appendices, EPA's review of toxicological studies has shown that these herbicides present no unreasonable risk to humans. EPA's label requirements are intended to minimize or eliminate risks to workers from exposure during application.

4.5.3 Animal (Livestock) Health

As described in Section 2.5.2, *Animal (Livestock) Health*, livestock ingestion of feed from transgenic crops, with subsequent human ingestion of livestock food products, is a potential concern about transgenic crops. Several whole and processed fractions of soybeans contribute to the total animal diet (OECD 2001). The main soybean product fed to animals is defatted/toasted soybean meal, generally not exceeding 15 percent of the animals' diet. Aspirated grain fractions, forage, hay, hulls, seed, silage, and bakery products containing soybean oil are also fed to cattle. Hay and hulls are also fed to poultry, and soybean aspirated grain fractions, hulls, and seeds have been fed to swine.

Section 2.5.2, *Animal (Livestock) Health*, explains that approximately 27 million tons of soybean meal are used annually for animal feed, representing nearly 70 percent of the total annual soybean meal production. As approximately 93 percent of the soybean produced in the US is transgenic, it may be assumed that the majority of soybean livestock feed is also transgenic. As discussed in Section 4.5.1, *Human Health*, soybean has anti-nutrient qualities that can be removed by heat processing, and transgenic soybean does not vary in this regard from nontransgenic soybean. The proteins that convey herbicide tolerance are derived from natural sources, have been tested for safety, and are not expected to be toxic in mammals or poultry. Changes in herbicide use types or rates that could conceivably result from introducing herbicide-tolerant cultivars may indirectly impact livestock if safe exposure levels are exceeded.

No Action Alternative

Animal (livestock) health would not be affected as a direct or indirect result of the No Action Alternative. Livestock would not be exposed to SYHT0H2 soybean if it continues to remain a regulated article. Previously deregulated transgenic soybean will continue to be used as feed for animal consumption, and adoption of transgenic soybean varieties would be expected to continue. Exposure to existing transgenic and nontransgenic soybean would not change under this alternative. Regulated field trials of SYHT0H2 soybean would only impact small plots of land with no potential for exposure to livestock.

Preferred Alternative

Animal (livestock) health would not be affected as a direct or indirect result of the Preferred Alternative. Processing SYHT0H2 soybean for livestock feed would be unchanged from current practices. SYHT0H2 soybean and soybean meal processed from raw SYHT0H2 soybeans are

nutritionally and compositionally comparable to raw and processed soybean from conventional varieties (Syngenta 2012c). SYHT0H2 soybean is expected to provide adequate nutrition as part of formulated diets delivered to growing livestock.

If SYHT0H2 soybean is deregulated, livestock would primarily come in contact with the introduced AvHPPD-03 and PAT proteins in SYHT0H2 soybean through feed products derived from SYHT0H2 soybean. As described in Section 4.5.1, *Human Health*, these proteins are not toxic. Livestock would not be adversely affected by consuming SYHT0H2 soybean containing these introduced proteins.

The Petitioners have initiated a voluntary pre-market consultation process with FDA and submitted a Safety and Nutritional Assessment for SYHT0H2 soybean in August 2012 (Syngenta 2012b). The assessment documented a lack of toxicity of the introduced AvHPPD-03 and PAT proteins in SYHT0H2 soybean animal consumption. No adverse impacts to livestock, either directly or indirectly, are expected from deregulating SYHT0H2 soybean.

Different herbicides may be used by soybean growers as a result of deregulating SYHT0H2 soybean, potentially changing livestock exposure to herbicides. Potential impacts to livestock health are minimized by adherence to EPA-approved label requirements. For example, the herbicide labels for Callisto® (containing mesotrione), Balance Pro® (containing isoxaflutole), and Liberty® (containing glufosinate) include precautions on time limits when certain crops may not be used as forage or feed after herbicide application.

4.6 Socioeconomic Factors

This section describes the potential impacts to the domestic trade environment, foreign trade environment, and social and economic environment that may result from the No Action Alternative and the Preferred Alternative as compared to the existing conditions described in Chapter 2.

4.6.1 Domestic Trade Environment

The majority of soybean production in the US is utilized domestically for animal feed, with lower amounts and byproducts used for oil or fresh consumption (GINA 2011; USDA-ERS 2010a). As described in Section 2.6.1, *Domestic Trade Environment*, the estimated value of the 2012 US soybean production to meet these demands as well as export requirements (described below) is \$34.5 billion. In 2011, transgenic products comprised 93 percent of the planted soybean to satisfy this demand (USDA-ERS 2011c). The transgenic traits include herbicide tolerance and improved oil content, as described in Section 2.1, *Soybean Biology*. Overall, harvest security and quality are better with herbicide-tolerant soybean. Farm income is positively impacted by herbicide-tolerant soybean by reducing production costs (e.g., reduced tillage for weed management and, potentially, reduced herbicide use). Section 2.2.2.6, *Management of Weeds*, explains that soybean yield losses can range from 12 to 80 percent if weeds are uncontrolled for an entire season.

Economic advantage is a key indicator and useful index for comparing glyphosate-tolerant soybean to conventional weed control programs, and is instructive for anticipating changes to the domestic

trade environment that may result from the introduction of other herbicide-tolerant soybean varieties. The unprecedented high rate of acceptance and adoption of glyphosate-tolerant soybean in industrial and developing countries demonstrates the economic advantage of glyphosate-tolerant soybean (Carpenter et al. 2002). A major impact of the introduction of glyphosate-tolerant soybean has been a reduction in weed control costs for soybean farmers. As early as 1997, weed control costs for glyphosate-tolerant soybean adopters were lower than those incurred by nonadopters (Lin, Price, and Fernandez-Cornejo 2001). Manufacturers of conventional herbicides soon reacted to their declining market share by decreasing the prices of conventional herbicides, such as imazethapyr and chlorimuron, by as much as 40 percent (Carpenter et al. 2002). The result has been a reduction in weed control costs for both adopters and nonadopters of glyphosate tolerant soybean. It was estimated that in 2000, US soybean farmers would spend \$307 million less on weed control than in 1995 (Carpenter and Gianessi 1999). A recent economic impact for one weed control system (comprised of a combination of herbicides and herbicide-tolerant corn, cotton, and soybean) estimated that adoption of the system could add \$1.9 billion in net farm revenue in 2011 alone, with increasing benefits over time (Dow 2011); this money would be otherwise spent on alternative herbicide and tillage programs to control glyphosate-resistant weeds.

Despite the rapid adoption of herbicide-tolerant soybeans, there was little impact on net farm returns in 1997 and 1998 (Fernandez-Cornejo and Caswell 2006). It may be that the adoption of herbicide-tolerant soybeans is associated with increased off-farm household income, suggesting that farmers adopt this technology because the simplicity and flexibility of the technology permit them to save management time, allowing them to benefit from additional income from off-farm activities. Herbicide-tolerant soybean varieties offer growers greater flexibility in the timing and choice of herbicide applications. The benefits attributable to herbicide-tolerant soybeans and their distribution are very dependent on the soybean supply elasticity (Fernandez-Cornejo and Caswell 2006).

No Action Alternative

The domestic trade environment would not be affected as a direct or indirect result of the No Action Alternative. Growers would continue to make choices to plant certain soybean varieties and use certain crop rotation practices based on factors such as yield, weed, disease and other pest pressures, cost of seed and other inputs, technology fees, worker safety, potential for crop injury, and ease and flexibility of the production system (Gianessi 2005). The No Action Alternative would not affect available options for growers and therefore not affect the domestic trade environment. SYHT0H2 soybean would remain a regulated article and would require an APHIS permit or notification for release into the environment. Regulated field trials of SYHT0H2 soybean would only impact small plots of land with no impact on the domestic trade environment.

Preferred Alternative

The Preferred Alternative would not directly impact the domestic trade environment; SYHT0H2 soybean does not offer any agronomic or yield advantages over other soybean cultivars currently on the market. However, the domestic trade environment could be positively affected as an indirect result of deregulating SYHT0H2 soybean, although accurate projections are not possible. Growers would have an additional set of herbicides to use for weed control on soybean fields if SYHT0H2 soybean is deregulated, potentially reducing economic loss from weed competition and economic cost from weed control. More effective weed management offered by

expanding an integrated weed management program would minimize yield losses and help preserve the efficacy of weed management systems.

The Preferred Alternative could also indirectly result in economic benefit from increased competition in the seed and herbicide markets. The availability of multiple herbicide-tolerant products would increase grower choice and price competition, potentially resulting in lower seed prices for growers. The option to use different herbicides may have a similar effect on herbicide prices.

4.6.2 Foreign Trade Environment

As described in Section 2.6.2, *Foreign Trade Environment*, the US produces approximately 33 percent of the global soybean supply and the primary US soybean export destinations include China, Mexico, Japan, and Indonesia. These countries do not have major barriers for importing food or feed commodities produced from transgenic crops, including those with herbicide tolerance traits. Soybean exports to European Union countries have generally declined since the Common Agricultural Policy limited grain imports and EU membership has expanded (USDA-ERS 2011a); exports to Europe may increase slightly in 2013 due to economic conditions, physical constraints, and climate issues elsewhere (USDA-ERS 2013c).

No Action Alternative

The foreign trade environment would not be affected as a direct or indirect result of the No Action Alternative. Additional genetically modified soybean varieties would continue to be developed and available in the foreign trade market. SYHT0H2 soybean would remain a regulated article and would require an APHIS permit or notification for release into the environment. Regulated field trials of SYHT0H2 soybean would only impact small plots of land with no impact on the foreign trade environment. There would be no change in imports to other countries, including the European Union, as a result of the No Action Alternative.

Preferred Alternative

The foreign trade environment would not be affected as a direct or indirect result of the Preferred Alternative. Worldwide market conditions and destination country approval of transgenic crop commodities would continue to be factors for international soybean prices, without regard to the presence or absence of SYHT0H2 soybean on the market. Deregulating SYHT0H2 soybean would not adversely impact the foreign trade economy and may potentially enhance it through more efficient production of soybean supplies worldwide.

The Petitioners intend to apply to foreign agencies for approval of the unconfined environmental release and food and feed use of soybean commodities and processed goods containing SYHT0H2 soybean. Regulatory filings for SYHT0H2 soybean import approvals have been made in Canada, Argentina, Japan, Republic of China, South Korea, Republic of South Africa, Australia and New Zealand, and the European Union. Regulatory filings in additional countries, including the People's Republic of China, are planned. The foreign trade economic impacts associated with the deregulation of SYHT0H2 soybean are anticipated to be very similar to the No Action Alternative.

4.6.3 Social and Economic Environment

As described in Section 2.6.3, *Social and Economic Environment*, farmers have a range of options in agronomic practices, seed products to choose from, and opportunities for sale to customers. Consumers have a range of soy products to choose from. Section 4.2.3.3, *Organic Soybean Production*, explains that growers may choose to grow transgenic, nontransgenic, or organic soybeans, and obtain price premiums for growing varieties of soybean for particular markets. Regulatory agency requirements (under the *Federal Food, Drug, and Cosmetic Act* and the National Organic Program, for example) and consumer advocacy groups promote food product safety and consumer choice.

No Action Alternative

The social and economic environment would not be affected as a direct or indirect result of the No Action Alternative. SYHT0H2 soybean would remain a regulated article and would require an APHIS permit or notification for release into the environment. Regulated field trials of SYHT0H2 soybean would only impact small plots of land with no impact on the social and economic environment.

Preferred Alternative

The social and economic environment would not be affected as a direct or indirect result of the Preferred Alternative. Regulatory programs and consumer choice would be unchanged by granting non-regulated status to SYHT0H2 soybean.

This page intentionally left blank.

5 CUMULATIVE EFFECTS

This Chapter describes the potential cumulative effects that may result from the Preferred Alternative. In accordance with CEQ regulations, this evaluation considers the potential effects that, although individually minor, could have a collectively significant impact on the environment when added to other past, present, and reasonably foreseeable future actions.

5.1 Introduction

The CEQ regulations (CEQ 1978) define a cumulative effect as “the impact on the environment which results from the incremental impact of the action when added to other past, present, and reasonably foreseeable future actions regardless of what agency (Federal or non-Federal) or person undertakes such other actions. Cumulative impacts can result from individually minor but collectively significant actions taking place over a period of time.” For example, for USDA-APHIS cumulative effects may include the impacts associated with a determination of nonregulated status of a genetically engineered crop in combination with the future production of crop seeds with multiple traits that are no longer subject to the regulatory requirements of 7 CFR part 340 or the plant pest provisions of the PPA. A cumulative impact may also result from the use of an herbicide with a similar mode of action to that of the intended herbicides described in the Petition for nonregulated status.

Based on the information provided in Sections 4.2 through 4.6, which is summarized in Table 3-1, the Preferred Alternative would not have substantive direct or indirect adverse impacts to soybean production practices or the physical, natural, social, or economic environment. If SYHT0H2 soybean is deregulated, some resources may be beneficially impacted to a minor degree, as compared to the No Action Alternative. This cumulative effects evaluation reviews only those resources that may be directly or indirectly impacted by deregulating SYHT0H2 soybean, whether the impacts are adverse or beneficial. Resources that would not be impacted by the Preferred Alternative are not subject to the cumulative effects evaluation.

In the event that APHIS reaches a determination of nonregulated status, SYHT0H2 soybean could be combined (“stacked”) with nontransgenic and transgenic soybean cultivars that are no longer subject to the regulatory requirements of 7 CFR part 340 or the plant pest provisions of the PPA. Such transgenic cultivars could include those listed in Table 2-1 as well as other varieties for which Environmental Assessments are in process or petitions for deregulation are in review. This could result in a plant variety that, for example, may be resistant to additional herbicides and contain other transgenic traits such as increased oil or fatty acid production. APHIS’s regulations at 7 CFR part 340 do not provide for agency oversight of previously deregulated transgenic soybean varieties, nor over stacked varieties combining deregulated transgenic cultivars, unless it can be positively shown that such stacked varieties are likely to pose a plant pest risk. All deregulated transgenic soybean cultivars have been subject to APHIS’s review and received a “finding of no significant impact.” Any herbicides that would be used on a stacked product have been subject to EPA’s registration process and review for impacts to human health and the environment; approved herbicides pose little risk when used in accordance with label requirements. This cumulative effects analysis therefore evaluates the combination of the transgenic traits that may occur from

SYHT0H2 soybean stacked with other traits, and the combination of additional herbicides that may be used on fields of the stacked product, rather than the individual impacts of other transgenic traits or other herbicides.

The analyses provided in the following sections discuss the potential cumulative impacts to selected resources that may result from the direct and indirect effects of deregulating SYHT0H2 soybean when combined with other past, present, and reasonably foreseeable future actions. There is no indication in the Petition (Syngenta 2012c) that SYHT0H2 soybean will be stacked with any particular deregulated transgenic variety, as company plans, third-party licensing negotiations, and market demands play a significant role in those business decisions. Predicting all potential combinations of stacked varieties that could be created using both deregulated transgenic soybean cultivars and nontransgenic soybean cultivars is hypothetical and speculative. Because it is not possible to identify specific varieties of stacked transgenic traits and further changes in herbicide use that may result from such stacks, these potential cumulative impacts are discussed in general terms.

5.2 Agronomic Practices

A determination of nonregulated status of SYHT0H2 soybean is not anticipated to have a cumulative effect on agronomic practices involving either cropping practices or weed management. As described in Section 4.2.2.1, *Cropping Practices*, deregulating SYHT0H2 soybean would not have a direct or indirect adverse impact on cropping practices, though some beneficial changes may result. Deregulated transgenic soybean varieties have not differed substantively from nontransgenic soybean in agronomic requirements and pest sensitivities, and SYHT0H2 soybean is similar as well (Syngenta 2012c). It is unlikely that there would be any cumulative effect on soybean cropping practices related to growing the plant as a result of stacking SYHT0H2 soybean with any other currently available soybean product.

Herbicide use patterns and application rates may change beyond those anticipated in Section 4.2.2.3, *Pesticide Use*. If SYHT0H2 soybean is deregulated, farmers may apply any of the three herbicides of which SYHT0H2 soybean is tolerant: mesotrione, isoxaflutole, and glufosinate. These applications would occur in combination with, or possibly in place of, other herbicides registered for use on soybeans. Although HPPD-inhibitor herbicides other than mesotrione and isoxaflutole exist, SYHT0H2 soybean has not demonstrated tolerance to commercial application rates of other HPPD-inhibitor herbicides registered by EPA. It is therefore unlikely that any other currently registered HPPD-inhibiting herbicides would be substituted for mesotrione or isoxaflutole for use on SYHT0H2 soybean. Further, there are no other glutamine synthetase-inhibiting herbicides besides glufosinate (which is also known as glufosinate-ammonium and phosphinothricin) that could be used on SYHT0H2 soybean.

It is possible that SYHT0H2 soybean could be stacked with other deregulated transgenic traits that confer tolerance to herbicides with other modes of action. As described in Section 4.2.2.3, *Pesticide Use*, overall herbicide application rates (as measured in pounds of active ingredient applied per acre of crops) have increased slightly in recent years, even as particular herbicide application rates have risen or fallen. Stacking SYHT0H2 soybean with other traits that confer tolerance to herbicides with different modes of action would offer growers greater choices in

herbicide programs and advance integrated weed management practices. Any herbicides that would be used in this scenario would have been registered with EPA and approved for use on soybeans; substantive changes in herbicide application practices are therefore unlikely. Agronomic practices would only be minimally altered by using previously approved herbicides on SYHT0H2 soybean fields. Deregulating SYHT0H2 soybean would not have a cumulative effect on agronomic practices.

Weed populations can change in response to farm-level agronomic practices, including weed management decisions, as has been seen with the development of glyphosate-resistant weeds as a result of the predominant use of glyphosate. An integrated weed management system, incorporating a range of herbicides that use different modes of action, will minimize the development of weeds resistant to any one herbicide or herbicide class. Further, herbicide use (and indirectly, the use of herbicide-tolerant crops) should be a component of a broader integrated weed management system (Mortenson et al. 2012). Integrated weed management incorporates a number of practices, including the use of cover and rotational crops, tillage, and herbicide applications to reduce selection pressure and weed populations in an agricultural environment (Mortenson et al. 2012). Cultivating SYHT0H2 soybean and using a broader range of herbicides as a result of the Preferred Action Alternative will facilitate a more comprehensive approach to weed management than is currently possible. Preemptively incorporating integrated weed management measures (as described in the stewardship plan presented as Appendix F of the Petition (Syngenta 2012c)) may prevent or delay the development of resistant weed populations.

Utilized within an integrated weed management system and within the context of best management practices, SYHT0H2 soybean would offer soybean growers new herbicide options and facilitate the control of glyphosate-resistant weed populations while also preventing or delaying the rate of development of other herbicide resistance. Herbicide rotation practices would be implemented as a requirement of the stewardship plan. The cumulative effect on weed management as a result of deregulating SYHT0H2 soybean could minimize the development of new populations of weed species with herbicide resistance and the preservation of herbicide efficacy.

5.3 Water Quality and Use

A determination of nonregulated status for SYHT0H2 soybean is not anticipated to result in an adverse cumulative effect on water quality. As described in Section 4.3.2, *Water Quality and Use*, deregulating SYHT0H2 soybean would not have any direct effect or substantive adverse indirect effect on water resources. Stacking SYHT0H2 soybean with other herbicide tolerance traits would allow other herbicides to be used on SYHT0H2 soybean crops. Any herbicides that would be used in this scenario, such as glyphosate, would have already been registered with EPA and approved for use on soybeans. Glyphosate, currently the most extensively used herbicide, has relatively low impacts to soil and water quality compared to many other herbicides (Cerdeira and Duke 2010).

As described in Section 4.3.2, *Water Quality*, EPA evaluates risks to water quality when conducting ecological risk assessments as part of the herbicide registration review process. Identified risks are managed by EPA requirements for application methods and buffer zones.

Based on these precautions, deregulating SYHT0H2 soybean would not have an adverse cumulative effect on water quality.

5.4 Soil

A determination of nonregulated status of SYHT0H2 soybean is not anticipated to result in an adverse cumulative impact on soil quality. As described in Section 4.3.1, *Soil*, SYHT0H2 soybean would not have a direct or indirect adverse effect on soil quality. SYHT0H2 soybean will contribute to the continued trend toward conservation tillage, an agricultural practice with strong direct and positive effects on soil quality (Holland 2004; NRC 2010). Stacking SYHT0H2 soybean with other transgenic traits that confer herbicide tolerance may have a positive effect on this trend. Increasing the range of herbicide products that may be used on SYHT0H2 soybean as part of an integrated weed management program could allow further use of conservation tillage.

Stacking SYHT0H2 soybean with other herbicide tolerance traits would allow additional herbicides to be used on SYHT0H2 soybean crops. Any herbicides that would be used in this scenario would have already been registered with EPA and approved for use on soybeans. Soil quality would not be expected to be altered by using previously approved herbicides on SYHT0H2 soybean fields. Deregulating SYHT0H2 soybean would not have a cumulative adverse effect on soil.

5.5 Air Quality

A determination of nonregulated status for SYHT0H2 soybean is not anticipated to result in an adverse cumulative effect on air quality. As described in Section 4.3.3, *Air Quality*, deregulating SYHT0H2 soybean would not have any direct or indirect adverse effect on air quality. Stacking SYHT0H2 soybean with other herbicide tolerance traits would allow additional herbicides to be used on SYHT0H2 soybean crops. Any other herbicides that would be used in this scenario would have already been registered with EPA and approved for use on soybeans. Air quality would not be adversely affected by using other previously approved herbicides on SYHT0H2 soybean fields. Air quality could benefit from increased use of conservation tillage practices, decreasing dust emissions. Deregulating SYHT0H2 soybean would not have a cumulative adverse effect on air quality.

5.6 Plants

A determination of nonregulated status of SYHT0H2 soybean is not anticipated to result in an adverse cumulative effect on non-target plants. As discussed in Section 4.4.2, *Plants*, SYHT0H2 soybean would not directly impact non-target plants but could indirectly affect them through changes in herbicide use. The herbicides that would be newly available for use on soybeans are toxic to target plants (weeds) and some non-target plants; these characteristics generally apply to all herbicides. Stacking SYHT0H2 soybean with other herbicide tolerance traits could allow other herbicides to be used on SYHT0H2 soybean crops at lower application rates than under the currently dominant glyphosate use. Any herbicides that would be used in this scenario would have already been registered with EPA and approved for use on soybeans. EPA conducts an in-depth analysis of the potential impacts of pesticides to non-target plants based upon an extensive data set, and sets

restrictions to ensure there is no unreasonable harm to non-target plants. When the herbicides are used in accordance with label requirements, non-target plants would therefore be unaffected by using previously approved herbicides, such as glyphosate, on SYHT0H2 soybean fields. Deregulating SYHT0H2 soybean would not have a cumulative adverse effect on non-target plants.

5.7 Soil Microorganisms

A determination of nonregulated status of SYHT0H2 soybean is not anticipated to result in an adverse cumulative effect on soil microorganisms. As described in Section 4.4.3, *Soil Microorganisms*, deregulating SYHT0H2 soybean would not have a direct or indirect adverse impact on soil microorganisms. Other APHIS-approved transgenic traits potentially stacked with SYHT0H2 soybean do not adversely impact soil microorganisms. Stacking SYHT0H2 soybean with other transgenic traits, including those conferring herbicide tolerance, would not adversely impact soil microorganisms. All herbicides that would be used on a stacked product would have been subject to EPA's registration and review process for impacts to human health and the environment. No overall impact of the suite of potential herbicides is expected on soil microorganisms. Deregulating SYHT0H2 soybean would not have a cumulative adverse effect on soil microorganisms.

5.8 Biodiversity

A determination of nonregulated status of SYHT0H2 soybean is not anticipated to result in an adverse cumulative effect on biodiversity. Cultivating SYHT0H2 soybean is unlikely to directly or indirectly impact biodiversity, as described in Section 4.4.4, *Biodiversity*. Stacking SYHT0H2 soybean with other transgenic traits, including those conferring herbicide tolerance, could facilitate the use of alternative herbicides and more targeted choices for weed control in soybean fields. Deregulating SYHT0H2 soybean would not have a cumulative adverse effect on biodiversity.

Using transgenic soybean varieties containing herbicide-tolerance traits may improve biological diversity by facilitating the use of conservation tillage practices (Bonny 2011a; NRC 2010), which, in turn, can improve soil porosity, enhance soil fauna and flora, increase the flexibility of crop rotation, and facilitate strip cropping (Fernandez-Cornejo, Klotz-Ingram, and Jans 2002). Each of these contributes to the health of the faunal and floral communities in and around soybean fields, thereby promoting biodiversity (Palmer, Bromley, and Anderson undated).

5.9 Domestic Trade Environment

A determination of nonregulated status of SYHT0H2 soybean is not anticipated to result in an adverse cumulative effect on the domestic trade environment. As described in Section 4.6.1, *Domestic Trade Environment*, deregulating SYHT0H2 soybean would not have a direct or indirect adverse impact on the domestic trade environment. Domestically produced soybean and soybean products, whether transgenic or not, are produced for a number of markets. Transgenic soybean products comprise 93 percent of the soybean market, and the addition of a stacked SYHT0H2 soybean product is unlikely to substantively affect the market of transgenic products.

Market use of soybean is often dependent on the soybean variety, and the resulting nutrient composition. There are compositional differences among some soybean varieties grown for animal feed and those for human consumption. These include the soybean varieties that are intentionally produced to yield a variety of fatty acid profiles (e.g., for food uses). They may include soybeans that have been produced through standard breeding or genetic engineering methods. Market use of SYHT0H2 soybean stacked with other transgenic traits would likely be similar to that of other soybean products currently on the market. This approach would likely have a minor beneficial impact on the domestic trade market as a result of increased competition. Deregulating SYHT0H2 soybean would not have an adverse cumulative effect on the domestic trade environment.

6 THREATENED AND ENDANGERED SPECIES

The *Endangered Species Act* (ESA)³⁹ establishes the Federal program to protect threatened and endangered species. Once an animal or a plant is added to the list of threatened or endangered species, protective measures apply to the species and its designated critical habitat. These measures include protection from adverse effects of Federal activities, such as APHIS's determination of non-regulated status for transgenic crops. Section 7(a)(2) of the ESA requires that Federal agencies, in consultation with the US Fish and Wildlife Service (USFWS) and/or the National Marine Fisheries Service (NMFS), ensure that any action they authorize, fund, or carry out is not likely to jeopardize the continued existence of a listed species or result in the destruction or adverse modification of designated critical habitat. It is the responsibility of the Federal agency taking the action to assess the effects of their action and to consult with the USFWS if it is determined that the action "may affect" listed species or critical habitat.

To facilitate APHIS' ESA consultation process, APHIS met with the USFWS from 1999 to 2003 to discuss factors relevant to APHIS' regulatory authority and effects analysis for petitions for nonregulated status, and developed a process for conducting an effects determination consistent with the PPA (USDA-APHIS undated). APHIS uses this process to help fulfill its obligations and responsibilities under Section 7 of the ESA for biotechnology regulatory actions.

APHIS' regulatory authority over genetically engineered organisms under the PPA is limited to those organisms that it has reason to believe might be plant pests or those for which APHIS lacks sufficient information to determine that the organism is unlikely to pose a plant pest risk (7 CFR part 340.1). APHIS does not have the authority to regulate the use of any herbicide, including mesotrione, isoxaflutole, or glufosinate. After completing a plant pest risk assessment (PPRA), if APHIS determines that SYHT0H2 soybean does not pose a plant pest risk, then SYHT0H2 soybean would no longer be subject to the plant pest provisions of the PPA or to the regulatory requirements of 7 CFR part 340, and therefore APHIS would reach a determination that the article is no longer regulated. As part of its EA process, and in compliance with the ESA, APHIS assesses the potential effects of SYHT0H2 soybean on the environment including any potential effects to threatened and endangered species and designated critical habitat. APHIS thoroughly reviews information about the genetically engineered product and data related to the organism. For each transgenic plant, APHIS considers the following information in its analysis:

- The biology, taxonomy, and weediness potential of the crop plant and its sexually compatible relatives;
- Characteristics of each transgene with respect to its structure and function and the nature of the organism from which it was obtained;
- Where the new transgene and its products are produced in the plant and their quality;
- The agronomic performance of the plant, including disease and pest susceptibilities, weediness potential, and agronomic and environmental impact;

39 16 USC Section 1531

- Determination of the concentration of known plant toxicants; and
- Determination whether the transgenic plant is sexually compatible with any threatened or endangered plant species.

This Chapter provides an evaluation of the potential effects that a determination of nonregulated status of SYHT0H2 soybean may have, if any, on Federally listed threatened or endangered species, and species proposed for listing, as well as designated critical habitat and habitat proposed for designation. Based on the soybean production areas identified in Section 2.2.1, *Current and Projected Acreage and Range of Soybean Production*, the USFWS list of threatened or endangered species (listed and proposed) for each state where soybean is commercially produced (source) has been reviewed. Section 4.2.1, *Acreage and Areas of Soybean Production*, considers the potential for SYHT0H2 soybean to extend the range of soybean production and also the potential to extend agricultural production into new natural areas. The studies described in the Petition demonstrate that agronomic characteristics and cultivation practices required for SYHT0H2 soybean are essentially indistinguishable from practices used to grow other soybean varieties, including other herbicide-tolerant varieties (Syngenta 2012c). Although SYHT0H2 soybean is expected to replace other varieties of soybean currently cultivated, the Petitioners do not expect that the cultivation of SYHT0H2 soybean would result in new soybean fields to be planted in areas that are not already devoted to soybean production. Accordingly, the issues discussed in this chapter focus on the potential environmental consequences of the determination of nonregulated status of SYHT0H2 soybean on threatened or endangered species in the areas where soybean is currently grown.

This Chapter focuses on the implications of exposure to the AvHPPD-03 and PAT proteins in SYHT0H2 soybean, the interactions between threatened or endangered species and SYHT0H2 soybean (including the potential for sexual compatibility and the ability to serve as a host for a threatened or endangered species). In addition, this Chapter discusses potential impacts to threatened or endangered species from the use of mesotrione, isoxaflutole, and glufosinate herbicides as an indirect result of SYHT0H2 soybean cultivation. More information about each of these herbicides is provided in the appendices.

6.1 Potential Effects of SYHT0H2 Soybean on Threatened or Endangered Species

6.1.1 Threatened and Endangered Plant Species

The agronomic data provided in the Petition were used in the analysis of weediness potential for SYHT0H2 soybean and further evaluated for the potential to impact threatened or endangered species. Agronomic studies tested the hypothesis that the weediness potential of SYHT0H2 soybean is unchanged with respect to conventional soybean. No differences were detected between SYHT0H2 soybean and conventional soybean in growth, reproduction or interactions with pests and disease, other than the intended effect of herbicide tolerance (Syngenta 2012c). The weediness potential of soybean is low, due to domestication syndrome traits that generally lower overall fitness outside an agricultural environment. Mature soybean seeds have no innate dormancy, are sensitive to cold, and are not expected to survive in freezing winter

conditions (OECD 2000). Soybean has been cultivated around the globe without reports of weediness or persistent feral populations (Mallory-Smith and Zapiola 2008). Soybean cannot survive in the majority of the US without human intervention, and it is easily controlled if volunteers appear in subsequent crops. SYHT0H2 soybean does not present a risk of weediness and does not present an increased risk of gene flow when compared to other currently cultivated soybean varieties. Based on the agronomic field data and a literature survey on soybean weediness potential, SYHT0H2 soybean is unlikely to affect threatened or endangered species as a troublesome or invasive weed.

As discussed in Section 4.4.5, *Gene Movement in the Natural Environment*, there is no risk to related plant species from the cultivation of SYHT0H2 soybean. Soybean is highly self-pollinating and can only cross with other members of *Glycine* subgenus *Soja*. Wild soybeans are native to China, Korea, Japan, Taiwan, and the former USSR. In the US, there are no wild *Glycine* species (i.e., *Glycine* species are not found outside of cultivation), and the potential for outcrossing is nil. Based on the list of threatened or endangered plant species in the US states where soybean is grown, there are no sexually compatible listed threatened or endangered plant species or species proposed for listing, as none of these listed plants are in the same genus nor are known to cross-pollinate with species of the genus *Glycine*.

Based on the agronomic field data, a literature survey on soybean weediness potential, and the absence of threatened or endangered plant species that are sexually compatible with soybean, the Petitioners have concluded that SYHT0H2 soybean will have no effect on threatened or endangered plant species.

6.1.2 Threatened and Endangered Animal Species

Threatened and endangered animal species that may be exposed to the transgene products in SYHT0H2 soybean would be those species that inhabit soybean fields and feed on soybean. To identify potential effects on threatened and endangered animal species, the Petitioners evaluated the risks from consuming SYHT0H2 soybean. Soybean is commonly used as a feed for many livestock. Additionally, wildlife may use soybean fields as a food source, consuming the plant, seeds, or insects that live on the plants. However, threatened or endangered animal species are generally found outside of agricultural fields. Few if any threatened or endangered animal species are likely to use soybean fields because they do not provide suitable habitat. As noted in previous studies by APHIS (USDA-APHIS 2012a, 2012b), whooping crane (*Grus americana*), sandhill crane (*Grus canadensis*), piping plover (*Charadrius melodus*) and interior least tern (*Sternula antillarum*) are the only threatened or endangered animal species that potentially visit soybean fields during migratory periods. These species would not be present during normal farming operations. In a study of soybean consumption by wildlife in Nebraska, results indicated that soybeans do not provide the high-energy food needed by cranes and that cranes primarily feed on cultivated grains (particularly corn) during migration (Tacha, Vohs, and Iverson 1987). Least terns feed over water, principally on small fish, but also eat aquatic insects (Thompson et al. 1997). Piping plover also feed entirely on invertebrates (Thompson et al. 1997). None of the listed species are likely to feed on soybean plants or seeds.

The Delmarva Peninsula⁴⁰ fox squirrel (*Sciurus niger cinerus*) inhabits mature forests of mixed hardwoods and pines, which may be found adjacent to agricultural areas of the Delmarva Peninsula (USFWS 2013a). This species feeds primarily on acorns, nuts, and pine seeds and is not likely to utilize soybeans to any extent. The Louisiana black bear (*Ursus americanus luteolus*), which occurs in Louisiana, Mississippi, and Texas (USFWS 2013b), may occasionally forage on soybeans but prefers crops such as corn, sugarcane, and winter wheat (USFWS 2009).

SYHT0H2 soybean is genetically engineered to produce the proteins AvHPPD-03 and PAT , and thereby displays tolerance to mesotrione, isoxaflutole, and glufosinate herbicides. Standard studies in mice exposed to high doses of AvHPPD-03 or PAT demonstrated no toxic effects. The AvHPPD-03 protein is 99.7 percent identical to the native HPPD enzyme from oat (*Avena sativa*) and there is no reason to suspect it would present a risk to non-target organisms. HPPD proteins are ubiquitous in plants, animals and microbes, and are not novel. PAT has been previously analyzed and approved by several international regulatory agencies, thus demonstrating that it is not likely to have any significant effect on animal health (USDA-APHIS 2012b). PAT has been assessed in multiple transgenic crops, as listed in Tables VII-2 and VII-3 of the Petition (Syngenta 2012c), and shown to present no food or feed safety risk.

In addition to establishing that AvHPPD-03 and PAT are nontoxic, studies comparing SYHT0H2 soybean to its nontransgenic counterpart demonstrated no meaningful differences in agronomic or morphological characteristics (Syngenta 2012c). Compositional elements, including proximate and fiber components, vitamins, amino acid and fatty acid content, and antinutrients and isoflavone concentrations, revealed no substantive differences between SYHT0H2 soybean and conventional soybean varieties. These data indicate there is no substantial difference in the composition and nutritional quality of SYHT0H2 soybean compared with conventional soybean varieties, apart from the presence of the AvHPPD-03 and PAT proteins. These results show that the incorporation of the *avhppd-03* and *pat* transgenes and the accompanying activity of the AvHPPD-03 and PAT proteins in SYHT0H2 soybean do not result in any biologically meaningful differences between SYHT0H2 soybean and non-genetically engineered varieties.

6.1.3 Conclusion

Because SYHT0H2 soybean does not produce new toxins or alter the nutritional value of soybean, there would be no direct or indirect impacts on wildlife species that feed on soybean or the associated biological food chain of organisms. Therefore, based on these analyses, it is concluded that consumption of SYHT0H2 soybean plant parts would have no effect on any listed threatened or endangered animal species or species proposed for listing.

The studies described in the Petition and other information presented in this ER have not identified any stressor that could affect the reproduction, numbers or distribution of a listed threatened or endangered animal species or any proposed for listing. There are no effects on designated critical habitat or habitat proposed for designation that would differ from effects that would occur from the production of other soybean varieties. Soybean is not considered a particularly competitive plant species and has been selected for domestication and cultivation under conditions not normally found in natural settings

40 The “Delmarva Peninsula” is comprised of all of Delaware and parts of Maryland and Virginia.

(Hymowitz 1970). Soybean is not sexually compatible with, nor serves as a host species for, any listed species or species proposed for listing. Consumption of SYHT0H2 soybean by any listed species or species proposed for listing will not result in increased toxicity or lower nutritional value as compared to conventional soybean varieties. Based on these factors, it is concluded that a determination of nonregulated status for SYHT0H2 soybean, and the corresponding environmental release of this soybean variety, will have no effect on listed species or species proposed for listing, and would not affect designated critical habitat or habitat proposed for designation.

6.2 Potential Effects of the Use of Mesotrione, Isoxaflutole, and Glufosinate

APHIS met with USFWS officials on June 15, 2011 to discuss whether APHIS has any obligations under the ESA regarding the potential effects on threatened or endangered species of herbicide use associated with genetically engineered crops. As a result of these joint discussions, USFWS and APHIS have agreed that it is not necessary for APHIS to perform an ESA effects analysis on herbicide use associated with genetically engineered crops because EPA has both regulatory authority over the labeling of pesticides and the necessary technical expertise to assess pesticide effects on the environment under FIFRA.

APHIS has no statutory authority to authorize or regulate the use of mesotrione, isoxaflutole, or glufosinate, or any other herbicide, by soybean growers. Under APHIS' current 7 CFR part 340 regulations, APHIS has the authority to regulate SYHT0H2 soybean or any genetically engineered organism only as long as APHIS believes it may pose a plant pest risk. APHIS has no regulatory jurisdiction over any potential risks resulting from the use of herbicides or other pesticides on those organisms. However, consistent with the approach that APHIS has taken in other recent Environmental Assessments (USDA-APHIS 2012a) this section provides a synopsis of potential environmental effects on threatened or endangered species resulting from mesotrione, isoxaflutole, and glufosinate use on SYHT0H2 soybean, based on assessments performed by the EPA and other peer-reviewed scientific literature.

EPA is required to review pesticide information and data to determine whether a pesticide product may be registered for a particular use. As part of that determination, the EPA assesses whether listed threatened or endangered species or their designated critical habitat may be affected by use of the pesticide product. All pesticide products that EPA determines "may affect" a listed species or its designated critical habitat may be subject to the EPA's Endangered Species Protection Program.

EPA intends to evaluate listed species and their critical habitat concerns within the context of the registration review program, a mandated 15-year rolling review of every pesticide. When a registration review final decision is made, it will address potential impacts to listed species. If a risk assessment determines that use limitations are necessary to ensure that legal use of a pesticide will not harm listed species or their critical habitat, EPA may either change the terms of the pesticide registration or establish geographically specific pesticide use limitations.

EPA's review of the pesticide and its registration decision are independent of APHIS' review and regulatory decisions under 7 CFR part 340. EPA evaluates extensive data on toxicity, ecological

effects, environmental fate, transport and behavior data, use and usage data, and species biology to assess potential impacts to listed species and their designated critical habitats. Additionally, EPA intends to informally consult with USFWS and the National Marine Fisheries Service (NMFS), as needed, to incorporate more refined species biology and habitat information. EPA intends to consult formally with USFWS and NMFS where “may affect” determinations are made, and develop reasonable and prudent alternatives to avoid the likelihood of jeopardizing the listed species or destroying or modifying their critical habitats. Where needed, they develop reasonable and prudent measures to minimize the impact of anticipated “take” of listed species.

In March 2013, EPA announced new guidance on the ESA consultation process (USEPA 2013c). The guidance, entitled *Enhancing Stakeholder Input in the Pesticide Registration Review and ESA Consultation Processes and Development of Economically and Technologically Feasible Reasonable and Prudent Alternatives*, was developed jointly by EPA, USDA, USFWS, and NMFS in the US Department of Interior. The guidance explains how the agencies will implement the ESA and FIFRA in the context of pesticide registration review decisions. Specifically, the process of assessing the potential effects of a pesticide to federally listed threatened and endangered species, determining whether risk reduction measures are necessary to ensure these species are not likely to be jeopardized and critical habitat is not destroyed or adversely modified, and implementing such measures requires close coordination across multiple agencies and impacts a variety of entities including state pesticide regulatory agencies, pesticide users and pesticide companies. The guidance explains how to enhance opportunities for soliciting and considering input from stakeholders, including state governments, universities, and growers/users to ensure that such measures are technologically and economically feasible.

6.2.1 Ecological Risks of Mesotrione

Mesotrione was first registered on June 4, 2001 (USEPA 2001a). The *Food Quality and Protection Act* of 1996 mandated that the EPA conduct registration reviews of all pesticides distributed or sold in the US every 15 years. EPA is expected to begin registration review for mesotrione in 2014 (USEPA 2012e).

The results of multiple ecological and human-health risk assessments are provided in the appended information about mesotrione. In regard to animals, EPA concluded that mesotrione is:

- Considered practically nontoxic to avian species on a subacute dietary basis.
- Considered practically nontoxic to the bobwhite on an acute oral basis.
- Categorized as practically nontoxic to small mammals on an acute and chronic oral basis.
- Practically nontoxic to bees on an acute contact basis.
- Considered practically nontoxic to freshwater fish on an acute basis.
- Considered practically nontoxic to aquatic invertebrates on an acute basis.
- Categorized as practically nontoxic to estuarine/marine fish on an acute basis.
- Considered moderately toxic to slightly toxic to estuarine/marine invertebrates on an acute basis.

Mesotrione is considered by EPA to be a “reduced risk” pesticide for certain uses. The EPA risk assessment (USEPA 2001b) found that mesotrione posed an acute (to small birds, < 10 grams in weight) and chronic risk to endangered bird species feeding in short grass habitats. EPA also

concluded that mesotrione, at its registered application rates, is unlikely to present a risk to aquatic or terrestrial animals on an acute or chronic basis. EPA concluded that potential adverse environmental effects to aquatic plants are minimal from pre-emergence use on soybean (USEPA 2008b). For terrestrial plants, there is a conclusion of risk to all categories except non-listed monocots in adjacent upland areas exposed to mesotrione in runoff.⁴¹ Such potential risks are managed by adherence to the application requirements stated on EPA-approved herbicide labels.

6.2.2 Ecological Risks of Isoxaflutole

Isoxaflutole is registered by the EPA for use in a variety of crops, including limited use in soybean (USEPA 2012a). Pursuant to FIFRA Section 3(g), EPA is currently conducting registration review for isoxaflutole to ensure continuing fulfillment of FIFRA registration standards. The EPA registration review for isoxaflutole is scheduled to be completed in 2017 (USEPA 2011a).

Isoxaflutole was conditionally registered on September 15, 1998; the conditional registration was extended on April 11, 2002 and the product was unconditionally registered on October 4, 2004 (USEPA 2011b). Isoxaflutole is currently registered as a Restricted Use Pesticide due to non-target phytotoxicity concerns. In contrast to General Use Pesticides, isoxaflutole must be applied by or under the supervision of a certified applicator. The results of multiple ecological and human-health risk assessments are provided in the appended information about isoxaflutole. In summary, risks to aquatic plants, birds, mammals, invertebrates and fish were below the EPA level of concern.

EPA opened Docket Number EPA-HQ-OPP-2010-0979 on June 29, 2011 (USEPA 2011c). Public comments on the *Isoxaflutole Summary Document Registration Review: Initial Docket* (USEPA 2011b) were received through August 2011, closing Phase 1. The registration review for isoxaflutole is now in Phase 2. EPA issued the final Registration Review Work Plan on November 28, 2011 (USEPA 2011a) and the generic data call-in on October 26, 2012 (USEPA 2012b).

6.2.3 Ecological Risks of Glufosinate

Glufosinate is currently registered by the EPA for use in a variety of crops, including soybean (USEPA 2012a). Pursuant to FIFRA Section 3(g), EPA is currently conducting registration review for glufosinate to ensure continuing fulfillment of FIFRA registration standards. An updated human health risk assessment was published on July 25, 2012 (USEPA 2012c) and preliminary human health and environmental fate and ecological risk assessments were dated January 26, 2013 (USEPA 2013b); but released to the public on March 7, 2013. The results of these assessments are summarized in the glufosinate appendix. The public comment period on these documents will close on May 6, 2013 (USEPA 2013a). Submittals to this analysis can be found at www.Regulations.gov under docket designation EPA-HQ-OPP-2008-0190. EPA has approved the continued use of this herbicide consistent with current label restrictions pending the outcome of the ecological risk assessments being conducted as part of the registration review of glufosinate.

⁴¹ EPA notes that although the Section 3 New Use (proposed in 2009 for soybeans) application rate of 0.188 lb ai/A is the same as the lowest of currently registered uses, the environmental conditions under which soybeans are grown can lead to higher runoff and so to higher surface water EECs than other uses at this rate. The EECs from this application rate are still not high enough to lead to RQs that exceed the non-endangered level of concern for vascular plants.

This page intentionally left blank.

7 CONSIDERATION OF EXECUTIVE ORDERS, STANDARDS, AND TREATIES RELATING TO ENVIRONMENTAL IMPACTS

As required by the CEQ, this Chapter considers the Executive Orders (EOs), standards, and treaties related to the potential environmental impacts of the Preferred Alternative.

7.1 Executive Orders with Domestic Implications

Four EOs have domestic implications that are relevant to the environmental assessment of the petition to deregulate SYHT0H2 soybean.

7.1.1 Executive Order 12898: Environmental Justice

EO 12898, *Federal Actions to Address Environmental Justice in Minority Populations and Low-Income Populations*⁴², requires federal agencies to conduct their programs, policies, and activities that substantially affect human health or the environment in a manner so as not to exclude persons and populations from participation in or benefiting from such programs. It also enforces existing statutes to prevent minority or low-income communities from being subjected to disproportionately high and adverse human health or environmental effects.

SYHT0H2 soybean is not significantly different from other transgenic or nontransgenic soybean. As described in Chapter 4, Section 4.4.1, *Animals*, the AvHPPD-03 and PAT enzymes do not pose a hazard to humans. A voluntary FDA consultation for food and feed use of SYHT0H2 soybean has been initiated by the Petitioners. Data and information provided by the Petitioners support the safe use of SYHT0H2 soybean and indicate that it will be as nutritious and wholesome as other soybean currently used as food and feed. Based on these analyses, SYHT0H2 soybean is not expected to have a disproportionate adverse effect on minorities or low-income populations.

As described in Chapter 4, Section 4.2.2, *Agronomic Practices*, the cultivation of previously deregulated soybean varieties with other herbicide tolerance traits has changed herbicide application patterns and rates. If herbicide applications are reduced or less toxic herbicides are used, there may be a beneficial effect on minority populations. Any effect would be negligible, assuming that the herbicides are used in accordance with label precautions. These populations might include farm workers and their families, and other rural dwelling individuals who are potentially exposed to herbicides through aerial application, groundwater, or other routes of exposure.

42 EO 12898 of February 11, 1994; 59 FR 7629.

7.1.2 Executive Order 13045: Protection of Children

EO 13045, *Protection of Children from Environmental Health Risks and Safety Risks*⁴³, acknowledges that children may suffer disproportionately from environmental health and safety risks because of their developmental stage, greater metabolic activity levels, and behavior patterns, as compared to adults. This EO requires each federal agency (to the extent permitted by law and consistent with the agency's mission) to identify, assess, and address environmental health risks and safety risks that may disproportionately affect children.

SYHT0H2 soybean is not significantly different from other transgenic or nontransgenic soybean. As described in Chapter 4, Section 4.4.1, *Animals*, the AvHPPD-03 and PAT enzymes do not pose a hazard to humans. A voluntary FDA consultation for food and feed use of SYHT0H2 soybean has been initiated by the Petitioners. Data and information provided by the Petitioners support the safe use of SYHT0H2 soybean and indicate that it will be as nutritious and wholesome as other soybean currently used as food and feed. Based on these analyses, SYHT0H2 soybean is not expected to have a disproportionate adverse effect on children.

As described in Chapter 4, Section 4.2.2, *Agronomic Practices*, the cultivation of previously deregulated soybean varieties with other herbicide tolerance traits has changed herbicide application patterns and rates. If herbicide applications are reduced or less toxic herbicides are used, there may be a beneficial effect on children that might be exposed to the chemicals. Any effect would be negligible, assuming that the herbicides are used in accordance with label precautions. Similar to minority populations, these children might include families of farm workers and other rural dwelling individuals who are exposed to herbicide through aerial application, groundwater contamination, or other routes.

7.1.3 Executive Order 13112: Invasive Species

EO 13112, *Invasive Species*⁴⁴, requires federal agencies to take action to prevent the introduction of invasive species, to provide for their control, and to minimize the economic, ecological, and human health impacts that invasive species cause.

Soybean is a highly domesticated plant and is not an invasive species. Both nontransgenic and transgenic soybean varieties that have been granted non-regulated status are widely grown in the US and have not developed weedy or invasive characteristics. As described in Section 4.4.5, *Gene Movement in the Natural Environment*, SYHT0H2 soybean plants are very similar in agronomic characteristics to other soybean varieties that are currently grown and are not expected to become weedy or invasive, and are not toxic to listed species. Accordingly, the Preferred Alternative would not raise concerns addressed by EO 13112, *Invasive Species*.

43 EO 13045 of April 21, 1997; 62 FR 19885.

44 EO 13112 of February 3, 1999; 64 FR 6183.

7.1.4 Executive Order 13186: Migratory Birds

EO 13186, *Responsibilities of Federal Agencies to Protect Migratory Birds*⁴⁵, requires each federal agency to avoid and minimize, to the extent practicable, adverse impacts on migratory bird populations when conducting agency actions.

Although migratory birds forage in soybean fields, as described in Section 4.4.1, *Animals*, SYHT0H2 soybean is not expected to have any adverse impacts on migratory birds because the AvHPPD-03 and PAT enzymes do not present a toxicity hazard. Additionally, the Petitioners conducted a feeding study on broiler chickens, in which no harmful effects were observed. Granting non-regulated status to this soybean cultivar therefore is not expected to have a negative effect on migratory bird populations. The Preferred Alternative would be in compliance with EO 13186, *Responsibilities of Federal Agencies to Protect Migratory Birds*.

7.2 Executive Orders with International Implications

EO 12114, *Environmental Effects Abroad of Major Federal Actions*⁴⁶, requires federal officials to take into consideration any potential environmental effects outside the US, its territories, and possessions that may result from actions being taken.

All of the existing national and international regulatory authorities and phytosanitary regimes that currently apply to introduction of new soybean cultivars internationally apply equally to those covered by an APHIS determination of non-regulated status under 7 CFR part 340. International trade of SYHT0H2 soybean subsequent to a determination of non-regulated status for the product would be fully subject to national phytosanitary requirements and be in accordance with phytosanitary standards developed under the International Plant Protection Convention (IPPC 1997).

The purpose of the IPPC “is to secure a common and effective action to prevent the spread and introduction of pests of plants and plant products and to promote appropriate measures for their control.” The protection it affords extends to natural flora and plant products and includes both direct and indirect damage by pests, including weeds. The IPPC set a standard for the reciprocal acceptance of phytosanitary certification among the 177 nations that have signed or acceded to the convention⁴⁷. In April 2004, a standard for pest risk analysis (PRA) of living modified organisms (LMOs) was adopted at a meeting of the governing body of the IPPC as a supplement to the existing *International Standard for Phytosanitary Measure No. 11* (IPPC 2004). The standard acknowledges that LMOs will not present a pest risk and that a determination needs to be made early in the PRA for importation as to whether the LMO poses a potential pest risk resulting from the genetic modification. APHIS pest risk assessment procedures for genetically engineered organisms are consistent with the guidance developed under the IPPC. In addition, issues that may relate to commercialization and transboundary movement of particular agricultural commodities produced through biotechnology are being addressed in other international forums and through national regulations.

45 EO 13186 of January 10, 2001; 66 FR 3853.

46 EO 12114 of January 4, 1979; 44 FR 1957.

47 <https://www.ippc.int/>

The *Cartagena Protocol on Biosafety* (the Protocol) (SCBD 2000) is a treaty under the United Nations *Convention on Biological Diversity* (CBD) that established a framework for the safe transboundary movement, with respect to the environment and biodiversity, of LMOs, which includes those modified through biotechnology. The Protocol came into force on September 11, 2003, and 193 countries are currently parties to it⁴⁸. Although the US is not a party to the CBD and thus not a party to the Protocol, US exporters will still need to comply with domestic regulations that importing countries that are parties to the Protocol have put in place to comply with their obligations.

The first intentional transboundary movement of LMOs intended for environmental release (field trials or commercial planting) will require consent from the importing country under an advanced informed agreement (AIA) provision, which includes a requirement for a risk assessment consistent with Annex III of the Protocol, and the required documentation. LMOs imported for food, feed, or processing (FFP) are exempt from the AIA procedure, and are covered under Article 11 and Annex II of the Protocol. Under Article 11, parties must post decisions to the Biosafety Clearinghouse database on domestic use of LMOs for FFP that may be subject to transboundary movement. To facilitate compliance with obligations to this protocol, the US government has developed a website⁴⁹ that provides the status of all regulatory reviews completed for different uses of bioengineered products. These data will be available to the Biosafety Clearinghouse. International trade of SYHT0H2 soybean would be conducted in compliance with the Protocol.

Biosafety and biotechnology consensus documents, guidelines, and regulations, are managed by APHIS in accordance with the requirements of the North American Plant Protection Organization (NAPPO) and the Organization for Economic Cooperation and Development (OECD). The Preferred Alternative is not expected to affect APHIS's participation in NAPPO or the OECD.

The North American Biotechnology Initiative is a forum for information exchange and cooperation on agricultural biotechnology issues for the US, Mexico, and Canada. Bilateral discussions on biotechnology regulatory issues are also held regularly with other countries including Argentina, Brazil, Japan, China, and South Korea.

As described in Section 4.6.2, *Foreign Trade Environment*, the Preferred Alternative is not expected to affect the US soybean export market since the Petitioners are actively pursuing regulatory approvals for SYHT0H2 soybean in countries with functioning regulatory systems for genetically modified organisms and that import soybean from the US or Canada. Regulatory filings for SYHT0H2 soybean import approvals have been made in Canada, Argentina, Japan, Republic of China, South Korea, Australia and New Zealand, the Republic of South Africa and the European Union. Applications for import approvals in additional countries, including the People's Republic of China, will also be made.

7.3 Other Federal Laws

In addition to the *National Environmental Policy Act* and the *Plant Protection Act*, three other federal environmental laws are potentially relevant to the environmental assessment of the petition

48 <http://www.cbd.int/convention/parties/list/>

49 <http://usbiotechreg.nbio.gov>

to deregulate SYHT0H2 soybean. Other federal land management laws and regulations address the unique characteristics of certain geographic areas, and are also potentially relevant to deregulation of SYHT0H2 soybean.

7.3.1 Clean Water Act

The *Federal Water Pollution Control Act*⁵⁰ (commonly referred to as the Clean Water Act) and implementing regulations⁵¹ require entities that discharge regulated materials to certain surface water bodies (including wetlands) obtain authorization to do so from federal or state agencies under various permit programs.

As described in Section 4.3.1, *Water Quality and Use*, water quality is not likely to change as a direct or indirect result of the Preferred Alternative. Deregulating SYHT0H2 soybean would not result in a change of agricultural practices or any new discharge of pollutants to surface water bodies. Water quality would continue to be regulated and agronomic practices to protect water quality would continue to be implemented if SYHT0H2 soybean is deregulated. Cultivating SYHT0H2 soybean would not require Clean Water Act permits different than those already required for agricultural activities.

7.3.2 Clean Air Act

The *Clean Air Act Amendments of 1990*⁵² (commonly referred to as the Clean Air Act) and implementing regulations⁵³ require entities that discharge regulated materials into the atmosphere obtain authorization to do so from federal or state agencies under various permit programs.

As described in Section 4.3.3, *Air Quality*, the Preferred Alternative is not likely to directly change air quality. SYHT0H2 soybean production would not change land acreage or cultivation practices for transgenic or nontransgenic soybean. Air quality would be indirectly improved if conservation tillage is increased. Soybean growers would continue current trends in agricultural activities if SYHT0H2 soybean is deregulated. Cultivating SYHT0H2 soybean would not require Clean Air Act permits different than those already required for agricultural activities.

7.3.3 National Historic Preservation Act

The *National Historic Preservation Act*⁵⁴ (NHPA) and its implementing regulations⁵⁵ require federal agencies to:

Determine whether activities they propose constitute "undertakings" that have the potential to cause effects on historic properties, and

50 33 USC Sections 1251-1376

51 33 CFR parts 320-332 and 40 CFR parts 230-233

52 40 USC 7401-7671

53 40 CFR parts 50-99

54 16 USC Section 470 *et seq.*

55 36 CFR parts 800-801

If so, to evaluate the effects of such undertakings on such historic resources and consult with the Advisory Council on Historic Preservation (i.e., State Historic Preservation Offices, Tribal Historic Preservation Officers), as appropriate.

The Preferred Alternative is not expected to adversely impact cultural resources on tribal properties. Any farming activity that may be taken by farmers on tribal lands would be undertaken by the tribe or at the tribe's request. The tribes would have control over any potential conflict with cultural resources on tribal properties. The Preferred Alternative would also have no impact on districts, sites, highways, structures, or objects listed in or eligible for listing in the National Register of Historic Places, nor would it cause any loss or destruction of significant scientific, cultural, or historical resources.

The Preferred Alternative is not an undertaking that may directly or indirectly cause alteration in the character or use of historic properties protected under the NHPA. In general, common agricultural activities conducted under this action do not have the potential to introduce new visual, atmospheric, or noise elements to areas in which they are used that are different from current agricultural practices and could result in effects on the character or use of historic properties. The cultivation of SYHT0H2 soybean alone or in approved stacks is not expected to change any of these agronomic practices that would result in an adverse impact under the NHPA.

7.3.4 Federal Laws Regarding Unique Characteristics of Geographic Areas

Other federal land management laws and regulations protect park lands, prime farm lands, wetlands, wild and scenic areas, or ecologically critical areas. A determination of non-regulated status for SYHT0H2 soybean is not expected to affect unique characteristics of these geographic areas, and the common agricultural practices that would be carried out in the cultivation of SYHT0H2 soybean are not expected to deviate from current practices. As described in Section 4.2.2, *Agronomic Practices*, SYHT0H2 soybean is expected to be deployed on agricultural land currently suitable for soybean production and replace existing varieties, and is not expected to increase the acreage of soybean production.

The Preferred Alternative would not include any major new ground disturbances; new physical destruction or damage to property; alterations of property, wildlife habitat, or landscapes; or prescribed sale, lease, or transfer of ownership of any property. The Preferred Alternative is limited to a determination of non-regulated status of SYHT0H2 soybean. This action would not convert agricultural land use to nonagricultural use and therefore would have no adverse impact on prime farm land. Standard agricultural practices for land preparation, planting, pest control, irrigation, and harvesting of plants would be used on agricultural lands planted to SYHT0H2 soybean, alone or when stacked with other deregulated soybean traits.

8 LIST OF PREPARERS

Vanasse Hangen Brustlin, Inc.

Jonathan Feinstein
Senior Vice President
Senior Technical Advisor

M. Community Planning and Area Development,
University of Rhode Island

B.S., Natural Resources Development,
University of Rhode Island

Over 30 years of experience in environmental
consulting and preparing NEPA documents

Dr. Lisa A. Standley
Chief Environmental Scientist
Technical Document Lead

Ph.D., Botany, University of Washington

M.S., Botany, Cornell University

B.S., Ecology and Systematics, Cornell University

26 years of experience in environmental consulting
and 21 years of experience in preparing NEPA
documents

Christopher Rife
Senior Project Manager
Lead Document Author

M. Environmental Policy and Management,
University of Denver

B.A., Philosophy

Humboldt State University

21 years of experience in environmental consulting
and 16 years of experience in preparing NEPA
documents

Rhodes Life Sciences, LLC

Dr. Richard C. Rhodes III
President and Associate Director
Rhode Island Agricultural Experiment Station
and Rhode Island Cooperative Extension
Associate Dean, College of the Environment
and Life Sciences

Ph.D., Physiology, Texas A&M University

M.S., Physiology, Texas A&M University

B.S., Agriculture, University of Delaware

Over 30 years of research experience in
endocrinology, physiology and agriculture

Syngenta Biotechnology

Demetra Vlachos
Global Crop Lead - Soybean,
Seeds Regulatory Affairs

M.S., Genetics, Rutgers University
B.A., Biological Sciences, Douglass College

21 years of experience in agricultural biotechnology
regulatory affairs and environmental safety
assessment of transgenic crops

Dr. Dennis Ward
US Lead,
Seeds Regulatory

Ph.D., Pharmacology and Toxicology, University
of California

B.S., Biochemistry, University of California

26 years of experience in toxicology, risk
assessment and regulatory affairs within the
agricultural technology industry

Dr. Lawrence Zeph
Head,
North American Seeds Regulatory

Ph.D., Molecular and Cell Biology, Pennsylvania
State University

B.A., Biology, Indiana University

23 years of experience in regulatory policy for
transgenic crops

Bayer CropScience AG

Russell Essner
Global Regulatory Affairs Manager

B.S., Biology, University of Minnesota

M.S., Environmental Science, Bemidji State
University

14 years of experience in agricultural
biotechnology, regulatory affairs and safety
assessment of transgenic crops

Michael Weeks
US Registration Manager

B.S., Agronomy, North Carolina State University
M.S., Crop and Environmental Sciences, Virginia
Tech (VPI and SU)

5 years of experience in agronomic research and
regulatory affairs in the agricultural biotechnology
industry

Russell L. Jones
Fellow, Environmental Safety

Ph.D., Chemical Engineering, University of
California, Berkley

B.S. and M.S., Chemical Engineering,
Massachusetts Institute of Technology

37 years of experience in modeling, field research,
and risk assessment

Bayer CropScience AG (Continued)

Dr. Tilghman Hall Research and Development Fellow	Ph.D., Zoology, Miami University M.En., Environmental Science, Miami University B.S., Biology, Eckerd College 19 years of experience in environmental toxicology and risk assessment
Dr. Michael Dobbs Senior Principal Scientist	Ph.D., Biology, Virginia Tech M.S., Environmental Health Science, University of Michigan, Ann Arbor B.S., Environmental Science, University of Massachusetts, Amherst

This page intentionally left blank.

9 REFERENCES

- Ahrent, D. K., and C. E. Caviness. 1994. "Natural Cross-Pollination of Twelve Soybean Cultivars in Arkansas." *Crop Science* no. 34:376-378.
- Al-Kaisi, Mahdi, Mark Hanna, and Michael Tidman. 2003. *Crop rotation considerations for 2004 management season rotation*. Iowa State University Extension 12/14/2003 [cited October 24 2011]. Available from <http://www.ipm.iastate.edu/ipm/icm/2003/12-15-2003/croprotation.html>.
- Albaugh. Undated. Agri-Star 2,4-D Amine 4 (label). Ankeny, Iowa: Albaugh, Inc.
- Altieri, Miguel A. 1999. "The ecological role of biodiversity in agroecosystems." *Agriculture, Ecosystems and Environment* no. 74:19-31.
- Aneja, Viney P., William H. Schlesinger, and Jan Willem Erisman. 2009. "Effects of Agriculture upon the Air Quality and Climate: Research, Policy, and Regulations." *Environmental Science and Technology* no. 43:4234-4240.
- AOSCA. 2003. General IP Protocol Standards. Internet: Association of Official Seed Certifying Agencies.
- Aref, Susanne, and David R. Pike. 1998. "Midwest Farmers' Perceptions of Crop Pest Infestation." *Agronomy Journal* no. 90:819-825.
- Baier, Ann H. 2008. *Organic Standards for Crop Production: Highlights of the USDA's National Organic Program Regulations*. National Center for Appropriate Technology (NCAT), Appropriate Technology Transfer to Rural Areas (ATTRA), 10/24/2011. Available from <https://attra.ncat.org/attra-pub/summaries/summary.php?pub=100>.
- Baker, J. B., R. J. Southard, and J. P. Mitchell. 2005. "Agricultural dust production in standard and conservation tillage systems in the San Joaquin Valley." *Journal of Environmental Quality* no. 34:1260-1269. doi: 10.2134/jeq2003.0348.
- Baker, John M., Tyson E. Ochsner, Rodney T. Venterea, and Timothy J. Griffis. 2007. "Tillage and soil carbon sequestration—What do we really know?" *Agriculture, Ecosystems and Environment* no. 118:1-5. doi: 10.1016/j.agee.2006.05.014.
- Barrentine, W.L., E.E. Hartwig, C.J. Edwards, and Thomas C. Kilen. 1982. "Tolerance of three soybean (*Glycine max*) cultivars to metribuzin." *Weed Science* no. 30:344-348.
- Barrentine, William L. 1989. "Minimum Effective Rate of Chlorimuron and Imazaquin Applied to Common Cocklebur (*Xanthium strumarium*)." *Weed Technology* no. 3 (1):126-130.
- BASF. 2011. Pursuit Herbicide (label). Research Triangle Park, North Carolina: BASF Corporation.
- . 2012. Prowl H20 Herbicide (label). Research Triangle Park, North Carolina: BASF Corporation.
- Bayer. 2012. Liberty Herbicide (label). Research Triangle Park, North Carolina: Bayer CropScience.
-

- . 2013. Balance Pro Herbicide (label). Research Triangle Park, North Carolina: Bayer CropScience LP.
- . Undated. Sencor 75 DF Herbicide, Water Dispersible Granular (label). Calgary, Alberta, Canada: Bayer CropScience.
- Benbrook, Charles. 2009. Impacts of genetically engineered crops on pesticide use in the United States: the first thirteen years. Online: The Organic Center.
- Berglund, Duane R., and Ted C. Helms. 2003. Soybean Production. Fargo, North Dakota: North Dakota State University Extension Service.
- Beuerlein, Dr. Jim. 2005. 2005 Ohio Inoculation Study. Ohio State University.
- Blount, A. R. S., D. L. Wright, R. K. Sprenkel, T. D. Hewitt, and R. O. Myer. 2009. Forage Soybeans for Grazing, Hay and Silage. University of Florida Agronomy Department, Florida Cooperative Extension Service, Institute of Food and Agricultural Sciences.
- Boerboom, Chris, and Michael Owen. 2006. Facts About Glyphosate-Resistant Weeds. In *The Glyphosate, Weeds, and Crops Series*: Purdue Extension Education Store.
- Bonny, Sylvie. 2011a. "Herbicide-tolerant Transgenic Soybean over 15 Years of Cultivation: Pesticide Use, Weed Resistance, and Some Economic Issues. The Case of the USA." *Sustainability* (3):1302-1322. doi: 10.3390/su3091302.
- . 2011b. "Herbicide-tolerant Transgenic Soybean over 15 Years of Cultivation: Pesticide Use, Weed Resistance, and Some Economic Issues. The Case of the USA." *Sustainability* no. 3:21. doi: 10.3390/su3091302.
- Bradford, Kent J. 2006. Methods to Maintain Genetic Purity of Seed Stocks. Oakland, California: Regents of the University of California, Division of Agriculture and Natural Resources.
- Brookes, Graham, and Peter Barfoot. 2005. "GM Crops: The Global Economic and Environmental Impact-- The First Nine Years 1996-2004." *AgBioForum-The Journal of Agrobiotechnology Management and Economics* no. 8 (2):187-196.
- . 2010. *GM crops: global socio-economic and environmental impacts 1996-2008*. Dorchester, UK: PG Economics Ltd, UK.
- Brookes, Graham, Janet Carpenter, and Alan McHughen. 2012. A review and assessment of 'Impact of genetically engineered crops on pesticide use in the US – the first sixteen years: Benbrook C (2012)' –Environmental Sciences Europe vol 24: 24 (September 2012).
- Brower, Lincoln P., Orley R. Taylor, Ernest H. Williams, Daniel A. Slayback, Raul R. Zubieta, and M. Isabel Ramirez. 2011. "Decline of monarch butterflies overwintering in Mexico: is the migratory phenomenon at risk?" *Insect Conservation and Diversity*. doi: 10.1111/j.1752-4598.2011.00142.x.
- Byrd, John D., Alan Blaine, and Dan Poston. 2003. Soybean Postemergence Weed Control. Mississippi State University Extension Service.
- Cahoon, Edgar B. 2003. Genetic Enhancement of Soybean Oil for Industrial Uses: Prospects and Challenges. United States Department of Agriculture Agricultural Research Service.
-

- Carpenter, Janet. 2011. "Impact of GM Crops on Biodiversity." *GM Crops* no. 2 (1):7-23.
- Carpenter, Janet, Allan Felsot, Timothy Goode, Michael Hammig, David Onstad, and Sujatha Sankula. 2002. "Comparative Environmental Impacts of Biotechnology-derived and Traditional Soybean, Corn, and Cotton Crops." In. Online: The Council for Agricultural Science and Technology (CAST) for the United Soybean Board (accessed 10/24/2011).
- Carpenter, Janet, and Leonard Gianessi. 1999. "Herbicide Tolerant Soybeans: Why Growers Are Adopting Roundup Ready Varieties." *AgBioForum-The Journal of Agrobiotechnology Management and Economics* no. 2 (2):65-72.
- CAST. 2009. U.S. Soybean Production: A Comparison of Sustainable Production Systems for Conventional, Biotech, and Organic Soybeans. Ames, Iowa: Council for Agricultural Science and Technology.
- Cavigelli, Michel, and Anne Conklin. undated. Crop Yields During Ten Years of Organic and Conventional Cropping Systems. USDA-ARS.
- Caviness, C. E. 1966. "Estimates of natural cross-pollination in Jackson soybeans in Arkansas." *Crop Science* no. 6:212-213.
- CEQ. 1978. 40 CFR part 1500 et seq. Regulations for Implementing NEPA. Washington, DC: Council on Environmental Quality; United States Environmental Protection Agency.
- Cerdeira, Antonio L., and Stephen O. Duke. 2010. "Effects of glyphosate-resistant crop cultivation on soil and water quality." *GM Crops* no. 1 (1):16-24.
- Chiari, Wainer César, Vagner de Alencar Arnaut de Toledo, Maria Claudia Colla Ruvolo-Takasusuki, Arildo José Braz de Oliveira, Eduardo Shiguero Sakaguti, Valeria Maria Attencia, Fabiana Martins Costa, and Marina Hitomi Mitsui. 2005. "Pollination of Soybean (*Glycine max* L. Merrill) by Honeybees (*Apis mellifera* L.)." *Brazilian Archives of Biology and Technology* no. 48 (1):31-36.
- Cole, C. V., J. Duxbury, J. Freney, O. Heinemeyer, K. Minami, A. Mosier, K. Paustian, N. Rosenberg, N. Sampson, D. Sauerbeck, and Q. Zhao. 1997. "Global estimates of potential mitigation of greenhouse gas emissions by agriculture." *Nutrient Cycling in Agroecosystems* no. 49:221-228.
- Cox, M.S., P.D. Gerard, M.C. Wardlaw, and M.J. Abshire. 2003. "Variability of selected soil properties and their relationships with soybean yield." *Soil Science Society of America Journal* no. 67:1296-1302.
- Cui, Z, A.T. James, S Miyazaki, R.F. Wilson, and T.E. Jr Carter. 2004. "Breeding Specialty Soybeans for Traditional and New Soyfoods." In *Soybeans as Functional Foods and Ingredients*, edited by K. Liu, 264-322. AOCS Press.
- Dalley, C. D., K. A. Renner, and J. J. Kells. undated. Weed Competition in Roundup Ready Soybeans and Corn. Department of Crop and Soil Sciences Michigan State University, Corn Marketing Program of Michigan, and Michigan Soybean Promotion Committee.
- Davis, Andrew K. 2011. "Are migratory monarchs really declining in eastern North America? Examining evidence from two fall census programs." *Insect Conservation and Diversity*:1-5. doi: 10.1111/j.1752-4598.2011.00158.x.
-

- Dorrance, Anne E., Martin A. Draper, and Donald E. Hershman. 2007. Using Foliar Fungicides to Manage Soybean Rust. Columbus, Ohio: Ohio State University Extension.
- Dow. 2008. Treflan HFP Herbicide (label). Indianapolis, Indiana: Dow AgroSciences LLC.
- . 2010. Petition for Determination of Nonregulated Status for Herbicide Tolerant DAS-68419-4 Soybean; OECD Unique Identifier: DAS-68416-4. edited by Mark S. Kreiger. Indianapolis, Indiana: Dow AgroSciences LLC.
- . 2011. An Economic Analysis of U.S. Agriculture and Herbicide-Tolerant Crops: The Value of New Technology. Dow AgroSciences LLC.
- Duke, Stephen O., and Stephen B. Powles. 2009. "Glyphosate-resistant crops and weeds: now and in the future." *AgBioForum-The Journal of Agrobiotechnology Management and Economics* no. 12 (3 & 4):346-357.
- DuPont. 2012. DuPont Classic Herbicide (label). Wilmington, Delaware: E. I. du Pont de Nemours and Company.
- Durgan, Beverly R., and Jeffrey L. Gunsolus. 2003. Developing Weed Management Strategies That Address Weed Species Shifts and Herbicide Resistant Weeds. University of Minnesota, Department of Agronomy and Plant Genetics.
- Erickson, Eric H. 1975. "Effect of Honey Bees on Yield of Three Soybean Cultivars." *Crop Science* no. 15 (January-February):84-86.
- FAO, and WHO. 2009. Codex Alimentarius, Foods Derived from Modern Biotechnology. Rome, Italy: Food and Agriculture Organization of the United Nations, and World Health Organization.
- Farooq, Faisal T., and J. Kevin Vessey. 2009. "Genetic diversity of Bradyrhizobium japonicum within soybean growing regions of the north-eastern Great Plains of North America as determined by REP-PCR and ERIC-PCR profiling." *Symbiosis* no. 48:131-142.
- Faust, Marjorie A. 2002. "New feeds from genetically modified plants: the US approach to safety for animals and the food chain." *Livestock Production Science* no. 74:239-254.
- Fawcett, Richard, and Steve Caruana. 2001. Better Soil, Better Yields: A Guidebook to Improving Soil Organic Matter and Infiltration. West Lafayette, Indiana: Conservation Technology Information Center.
- Fawcett, Richard, and Dan Towery. 2002. Conservation Tillage and Plant Biotechnology: How New Technologies Can Improve the Environment by Reducing the Need to Plow. West Lafayette, Indiana: Conservation Technology Information Center.
- Ferguson, Richard B., Charles A. Shapiro, Achim R. Dobermann, and Charles S. Wortmann. 2012. *Fertilizer Recommendations For Soybeans*. University of Nebraska Lincoln. Available from <http://www.ianrpubs.unl.edu/epublic/pages/publicationD.jsp?publicationId=146>.
- Fernandez-Cornejo, Jorge, and Margriet Caswell. 2006. The First Decade of Genetically Engineered Crops in the United States. In *Economic Information Bulletin*. Washington, D.C.: United States Department of Agriculture, Economic Research Service.
-

- Fernandez-Cornejo, Jorge, Cassandra Klotz-Ingram, and Sharon Jans. 2002. "Farm-Level Effects of Adopting Herbicide-Tolerant Soybeans in the U.S.A." *Journal of Agricultural and Applied Economics* no. 34 (1):149-163.
- Fernandez-Cornejo, Jorge, and William D McBride. 2002. *Adoption of Bioengineered Crops*. Washington, D.C.: United States Department of Agriculture, Economic Research Service.
- Fernandez-Cornejo, Jorge, and William D. McBride. 2000. *Genetically Engineered Crops for Pest Management in U.S. Agriculture: Farm-Level Effects*. Washington, D.C.: United States Department of Agriculture, Economic Research Service, Resource Economics Division.
- Fernandez-Cornejo, Jorge, Richard Nehring, Elizabeth Newcomb Sinha, Arthur Grube, and Alexandre Vialou. 2009. *Assessing Recent Trends in Pesticide Use in U.S. Agriculture*. Paper read at 2009 Meetings of the AAEA, at Milwaukee, Wisconsin.
- Field, Christopher B., Linda D. Mortsch, Michael Brklacich, Donald L. Forbes, Paul Kovacs, Jonathan A. Patz, Steve W. Running, and Michael J. Scott. 2007. North America, Climate Change Impacts, Adaptation, and Vulnerability; Section 14.4.4 Agriculture, forestry and fisheries. In *Contribution of Working Group II to the Fourth Assessment Report of the Intergovernmental Panel on Climate Change*, edited by Michael MacCracken and Gordon McBean. Cambridge, UK: Cambridge University Press.
- Flachowsky, Gerhard, Andrew Chesson, and Karen Aulrich. 2005. "Animal nutrition with feeds from genetically modified plants." *Archives of Animal Nutrition* no. 59 (1):1-40. doi: 10.1080/17450390512331342368.
- Gage, Daniel J. 2004. "Infection and invasion of roots by symbiotic, nitrogen-fixing rhizobia during nodulation of temperate legumes." *Microbiology and Molecular Biology Reviews* no. 68 (2):280-300. doi: 10.1128/MMBR.68.2.280-300.2004.
- Garbeva, P., J. A. van Veen, and J. D. van Elsas. 2004. "Microbial diversity in soil: selection of microbial populations by plant and soil type and implications for disease suppressiveness." *Annual Review of Phytopathology* no. 42:243-270. doi: 10.1146/annurev.phyto.42.012604.135455.
- Gardner, John C., and Thomas L. Payne. 2003. "A Soybean Biotechnology Outlook." *AgBioForum-The Journal of Agrobiotechnology Management and Economics* no. 6 (1&2):1-3.
- Gianessi, Leonard. 2005. "Economic and herbicide use impacts of glyphosate-resistant crops." *Pest Management Science* no. 61:241-245. doi: 10.1002/ps.1013.
- . 2009. *The Benefits of Insecticide Use: Soybeans*. Washington DC: CropLife Foundation, Crop Protection Research Institute.
- GINA. 2011. *Livestock - #1 Customer for Soybean Meal*. Growing IN Agriculture [cited January 2 2013]. Available from <http://www.growinginagriculture.com/>.
- Givens, Wade A., David R. Shaw, Greg R. Kruger, William G. Johnson, Stephen C. Weller, Bryan G. Young, Robert G. Wilson, Micheal D. K. Owen, and David Jordan. 2009. "Survey of Tillage Trends Following The Adoption of Glyphosate-Resistant Crops." *Weed Technology* no. 23 (1):150-155. doi: 10.1614/WT-08-038.1.
- Grandy, A. Stuart, Terrance D. Loecke, Sara Parr, and G. Philip Robertson. 2006. "Long-Term Trends in Nitrous Oxide Emissions, Soil Nitrogen, and Crop Yields of Till and No-Till

- Cropping Systems." *Journal of Environmental Quality* no. 35:1487-1495. doi: 10.2134/jeq2005.0166.
- Green, J. D., and J. R. Martin. 1996. *Dealing with Perennial Broadleaf Weeds in Conservation Tillage Systems*. University of Kentucky.
- Gregorich, E. G., P. Rochette, D. W. Hopkins, U. F. McKim, and P. St-Georges. 2006. "Tillage-induced environmental conditions in soil and substrate limitation determine biogenic gas production." *Soil Biology & Biochemistry* no. 38:2614-2628. doi: 10.1016/j.soilbio.2006.03.017.
- Gregorich, E. G., P. Rochette, A. J. VandenBygaart, and D. A. Angers. 2005. "Greenhouse gas contributions of agricultural soils and potential mitigation practices in Eastern Canada." *Soil & Tillage Research* no. 83:53-72.
- Hammond, B. G., and J. M. Jez. 2011. "Impact of food processing on the safety assessment for proteins introduced into biotechnology-derived soybean and corn crops." *Food and Chemical Toxicology* no. 49 (4):711-721. doi: <http://dx.doi.org/10.1016/j.fct.2010.12.009>.
- Harlan, Jack R. 1975. "Our Vanishing Genetic Resources." *Science* no. 188 (4188):618-622.
- Hartmann, Hudson T., Dale E. Kester, and Fred T. Davies. 2011. *Hartmann & Kester's Plant Propagation: Principles and Practice*. 8th ed: Prentice Hall.
- Hasegawa, A., H. Fukushi, J. Abe, T. Mikami, M. Ohara, and Y. Shimamoto. 1999. "Introgression between wild and cultivated soybeans of Japan revealed by RFLP analysis for chloroplast DNAs." *Economic Botany* no. 53 (3).
- HealthCanada. 2007. "Celiac Disease and the Safety of Oats." In *Food and Nutrition*. Internet: Health Canada. http://hc-sc.gc.ca/fn-an/securit/allerg/cel-coe/oats_cd-avoine-eng.php.
- Heap, Ian. 2013a. *International Survey of Herbicide Resistant Weeds*. WeedScience.org [cited April 9, 2013]. Available from <http://weedscience.org/summary/home.aspx>.
- . 2013b. *Weeds Resistant to 4-HPPD inhibitors (F2/27)*. Weedscience.org [cited April 18 2013].
- . 2013c. *Weeds Resistant to Glutamine synthase inhibitors (H/10)*. Weedscience.org [cited April 18 2013].
- . 2013d. *Weeds Resistant to Glycines (G/9)*. WeedScience.org, April 24, 2013 [cited April 24 2013]. Available from <http://weedscience.org/summary/MOA.aspx?MOAID=12>.
- Heatherly, Larry, Anne Dorrance, Robert Hoeft, David Onstad, James Orf, Paul Porter, Stan Spurlock, and Bryan Young. 2009. *Sustainability of U.S. Soybean Production: Conventional, Transgenic, and Organic Production Systems*. edited by Larry Heatherly. Ames, Iowa: Council for Agricultural Science and Technology.
- Heatherly, Larry G., and Roger W. Elmore. 2004. "Managing Inputs for Peak Production." In *Soybeans: Improvement, Production, and Uses*, edited by H. Roger Boerma and James E. Specht, 451-536. Madison, WI: American Society of Agronomy, Inc.; Crop Science Society of America, Inc.; Soil Science Society of America, Inc.
-

- Helsel, Zane R., and Harry C. Minor. 1993. Soybean Production in Missouri. Online: University of Missouri Extension.
- Higgins, Randall A. 1997. Soybean Insects. In *Soybean Production Handbook*. Internet: Kansas State University Agricultural Experiment Station and Cooperative Extension Service.
- Hodges, Tom, and Vikki French. 1985. "Soyphen: Soybean Growth Stages Modeled from Temperature, Daylength, and Water Availability." *Agronomy Journal* no. 77:500-505.
- Hoefl, Robert, E. Nafziger, R. R. Johnson, and S. Aldrich. 2000. *Modern Corn and Soybean Production*. 1st ed. Champaign, Illinois: MCSP Publications.
- Holland, J. M. 2004. "The environmental consequences of adopting conservation tillage in Europe: reviewing the evidence." *Agriculture, Ecosystems and Environment* no. 103:1-25. doi: 10.1016/j.agee.2003.12.018.
- Horowitz, John, Robert Ebel, and Kohei Ueda. 2010. "No-Till" Farming Is a Growing Practice. Washington, D.C.: United States Department of Agriculture, Economic Research Service.
- HRAC. 2011. *Classification of Herbicides According to Site of Action*. Herbicide Resistance Action Committee 9/9/2011. Available from <http://www.hracglobal.com/Publications/ClassificationofHerbicideSiteofAction/tabid/222/Default.aspx>.
- Hymowitz, Theodore. 1970. "On the domestication of the soybean." *Economic Botany* no. 24 (4):408-421.
- . 1990. "Soybeans: The Success Story." In *Advances in New Crops*, edited by J. Janick and J. E. Simon, 159-163. Portland, OR: Timber Press.
- IPPC. 1997. *International Plant Protection Convention*. Food and Agriculture Organization of the United Nations. Available from https://www.ippc.int/file_uploaded/publications/13742.New_Revised_Text_of_the_International_Plant_Protectio.pdf.
- . 2004. *International Standards for Phytosanitary Measures: Pest Risk Analysis for Quarantine Pests Including Analysis of Environmental Risks and Living Modified Organisms*. Food and Agriculture Organization of the United Nations. Available from https://www.ippc.int/file_uploaded/1323945243_ISPM_11_2004_En_2011-11-29_Refor.pdf.
- ISUE. 2010. Soybean Diseases. Ames, Iowa: Iowa State University of Science and Technology, University Extension.
- Jardine, Douglas L. 1997. "Soybean Diseases." In *Soybean Production Handbook*. Kansas State University Agricultural Experiment Station and Extension Service.
- Jordan, Nicholas, David A. Mortensen, Danielle M. Prenzlów, and K. Curtis Cox. 1995. "Simulation analysis of crop rotation effects on weed seedbanks." *American Journal of Botany* no. 82 (3):390-398.
- Keese, Paul. 2008. "Risks from GMOs due to horizontal gene transfer." *Environmental Biosafety Research* no. 7:123-149. doi: 10.1051/ebr:2008014.
-

- Krapu, Gary L., David A. Brandt, and Robert R. Cox. 2004. "Less Waste Corn, More Land in Soybeans, and the Switch to Genetically Modified Crops: Trends with Important Implications for Wildlife Management." *Wildlife Society Bulletin* no. 32 (1):127-136.
- Kremer, Robert J., and Nathan E. Means. 2009. "Glyphosate and glyphosate-resistant crop interactions with rhizosphere microorganisms." *European Journal of Agronomy* no. 31:153-161.
- Kremer, Robert J., Nathan E. Means, and Sujung Kim. 2005. "Glyphosate Affects Soybean Root Exudation and Rhizosphere Microorganisms." *International Journal of Analytical Environmental Chemistry*:1-14.
- Krishna, Vijesh, David Zilberman, and Matin Qaim. 2009. Transgenic Technology Adoption and On-Farm Varietal Adoption. Paper read at International Association of Agricultural Economists (IAAE) Conference, August 16-22, 2009, at Beijing, China.
- Kuepper, George. 2003. Organic Soybean Production. Internet: National Center for Appropriate Technology (NCAT), Appropriate Technology Transfer to Rural Areas (ATTRA).
- Kuroda, Yosuke, Norihiko Tomooka, Akito Kaga, S. M. S. W. Wanigadeva, and Duncan A. Vaughan. 2009. "Genetic diversity of wild soybean (*Glycine soja* Sieb. et Zucc.) and Japanese cultivated soybeans [*G. max* (L.) Merr.] based on microsatellite (SSR) analysis and the selection of a core collection." *Genetic Resources and Crop Evolution* no. 56:1045-1055. doi: 10.1007/s10722-009-9425-3.
- Lal, R., and J. P. Bruce. 1999. "The potential of world cropland soils to sequester C and mitigate the greenhouse effect." *Environmental Science and Policy* no. 2:177-185.
- Levitan, Lois. 1997. An Overview of Pesticide Impact Assessment Systems (a.k.a. "Pesticide Risk Indicators") based on Indexing or Ranking Pesticides by Environmental Impact. In *Background Paper Prepared for the Organisation of Economic Cooperation and Development (OECD) Workshop on Pesticide Risk Indicators*. Ithaca, New York: Cornell University.
- Li, Ying-Hui, Wei Li, Chen Zhang, Liang Yang, Ru-Zhen Chang, Brandon S. Gaut, and Li-Juan Qiu. 2010. "Genetic diversity in domesticated soybean (*Glycine max*) and its wild progenitor (*Glycine soja*) for simple sequence repeat and single-nucleotide polymorphism loci." *New Phytologist* no. 188:242-253. doi: 10.1111/j.1469-8137.2010.03344.x.
- Lin, William, Gregory K. Price, and Jorge Fernandez-Cornejo. 2001. Estimating Farm-Level Effects of Adopting Herbicide-Tolerant Soybeans. In *Oil Crops Situation and Outlook*. Internet: United States Department of Agriculture, Economic Research Service.
- Lingenfelter, Dwight. 2011. Herbicide Price Trends for 2011. *Field Crop News* 11 (6), <http://extension.psu.edu/field-crop-news/news/2011/april-19>.
- Locke, M. A., R. M. Zablotowicz, and K. N. Reddy. 2008. "Integrating soil conservation practices and glyphosate-resistant crops: Impacts on soil." *Pest Management Science* no. 64:457-469.
- Loux, Mark M., Doug Doohan, Anthony F. Dobbels, William G. Johnson, Glenn R. W. Nice, Thomas N. Jordan, and Thomas T. Bauman. 2008. Weed Control Guide for Ohio and Indiana: Weed Control Principles. In *Weed Control Principles*. Lafayette, Indiana and Columbus, Ohio: Purdue Extension Weed Science and the Ohio State University Extension.

- Lovett, S., P. Price, and J. Lovett. 2003. *Managing Riparian Lands in the Cotton Industry*. Internet: Cotton Research and Development Corporation.
- Mallory-Smith, Carol, and Maria Zapiola. 2008. "Gene flow from glyphosate-resistant crops." *Pest Management Science* no. 64:428-440. doi: 10.1002/ps.1517.
- May, M. J., and R. G. Wilson. 2006. "Weeds and Weed Control." In *Sugar Beet*, edited by A. Philip Draycott, 359-386. Blackwell Publishing.
- McBride, William D., and Catherine Greene. 2008. *The Profitability of Organic Soybean Production*. In *American Agricultural Economics Association Annual Meeting*. Orlando, FL: American Agricultural Economics Association.
- MCIA. 2012. *Seed Certification*. Minnesota Crop Improvement Association [cited December 31 2012]. Available from <http://www.mncia.org/pages/SeedCertification/>.
- McMullan, Patrick M., and Jerry M. Green. 2011. "Identification of a Tall Waterhemp (*Amaranthus tuberculatus*) Biotype Resistant to HPPD-Inhibiting Herbicides, Atrazine, and Thifensulfuron in Iowa." *Weed Technology* no. 25 (3):514-518. doi: 10.1614/WT-D-10-00150.1.
- McPherson, R. M., M. L. Wells, and C. S. Bundy. 2001. "Impact of the early soybean production system on arthropod pest populations in Georgia." *Environmental Entomology* no. 30 (1):76-81. doi: 10.1603/0046-225X-30.1.76.
- Mischler, Ruth A., William S. Curran, Sjoerd W. Duiker, and Jeffrey A. Hyde. 2010. "Use of a Rolled-rye Cover Crop for Weed Suppression in No-Till Soybeans." *Weed Technology* no. 24 (3):253-261. doi: 10.1614/WT-D-09-00004.1.
- Monsanto. 2005. *Backgrounder: History of Monsanto's Glyphosate Herbicides*. http://www.monsanto.com/products/Documents/glyphosate-background-materials/back_history.pdf; Monsanto Company.
- . 2012. *Roundup Power Max Herbicide Label*. St. Louis, Missouri: Monsanto Company.
- Montgomery, D. R. 2007. "Soil Erosion and Agricultural Sustainability." *Proceedings of the National Academy of Sciences of the United States of America* no. 104 (33):13268-1322.
- Morse, Roger A., and Nicholas W. Calderone. 2000. *The Value of Honey Bees As Pollinators of U.S. Crops in 2000*. Ithaca, New York: Cornell University.
- Mortenson, David A., J. Franklin Egan, Bruce D. Maxwell, Matthew R. Ryan, and Richard G. Smith. 2012. "Navigating a Critical Juncture for Sustainable Weed Management." *BioScience* no. 62 (1):75-84.
- Mueller, T. C., P. D. Mitchell, B. G. Young, and A. S. Culpepper. 2005. "Proactive versus reactive management of glyphosate-resistant or -tolerant weeds." *Weed Technology* no. 19:924-930.
- NCAT. 2003. *NCAT's Organic Crops Workbook, A Guide to Sustainable and Allowed Practices*. Fayetteville, AR: National Center for Appropriate Technology, USDA/National Organic Program (NOP), and the USDA/CSREES Sustainable Agriculture Research and Education (SARE) Program.
-

- NCCES. 2012. *Soybean Insect Pests*. North Carolina Cooperative Extension Service [cited December 31 2012]. Available from http://ipm.ncsu.edu/soybeans/insects/insects_soybeans.html.
- Nelson, Berlin D. 2011. *Soybean Diseases in North Dakota*. North Dakota State University [cited December 31 2012]. Available from <http://www.ndsu.edu/pubweb/~bernelso/soydiseases/>.
- Neve, P., J. K. Norsworthy, K. L. Smith, and I. A. Zelaya. 2011a. "Modelling evolution and management of glyphosate resistance in *Amaranthus palmeri*." *Weed Research* (51):99-112.
- Neve, Paul, Jason K. Norsworthy, Kenneth L. Smith, and Ian A. Zelaya. 2011b. "Modeling Glyphosate Resistance Management Strategies for Palmer Amaranth (*Amaranthus palmeri*) in Cotton." *Weed Technology* no. 25 (3):335-343.
- Nice, Glenn, and Bill Johnson. 2011. *Mesotrione Carryover into Soybean*. Lafayette, Indiana: Purdue University Extension Service, Weed Science.
- NRC. 2004. *Safety of Genetically Engineered Foods: Approaches to Assessing Unintended Health Effects*. Edited by National Research Council Committee on Identifying and Assessing Unintended Effects of Genetically Engineered Foods on Human Health. Washington, DC: National Academies Press.
- . 2010. *The Impact of Genetically Engineered Crops on Farm Sustainability in the United States*. Edited by Committee on the Impact of Biotechnology on Farm-Level Economics and Sustainability National Research Council, Board on Agriculture and Natural Resources Division on Earth and Life Studies. Washington DC: National Academies Press.
- NSRL. undated. *Soybean Production Basics*. National Soybean Research Laboratory [cited December 31 2012]. Available from <http://www.nsrll.illinois.edu/general/soyprod.html>.
- Nufarm. Undated. *Weedone LV6 EC Broadleaf Herbicide (label)*. Burr Ridge, Illinois: Nufarm, Inc.
- NYS-IPM. 2012. *A Method to Measure the Environmental Impact of Pesticides The EIQ Equation*. New York State Integrated Pest Management Program. Available from <http://nysipm.cornell.edu/publications/eiq/default.asp>.
- . 2013a. EIQ Calculator Output for 2,4-D dichlorophenoxyacetic acid (annual). <http://cceeiq-lamp.cit.cornell.edu/EIQCalc/EIQOutput.php>; New York State Integrated Pest Management Program.
- . 2013b. EIQ Calculator Output for 2,4-D dimethylamine. <http://cceeiq-lamp.cit.cornell.edu/EIQCalc/EIQOutput.php>; New York State Integrated Pest Management Program.
- . 2013c. EIQ Calculator Output for chlorimuron-ethyl (annual). <http://cceeiq-lamp.cit.cornell.edu/EIQCalc/EIQOutput.php>; New York State Integrated Pest Management Program.
- . 2013d. EIQ Calculator Output for clethodim (annual). <http://cceeiq-lamp.cit.cornell.edu/EIQCalc/EIQOutput.php>; New York State Integrated Pest Management Program.
-

- _____. 2013e. EIQ Calculator Output for fomesafen. <http://cceeiq-lamp.cit.cornell.edu/EIQCalc/EIQOutput.php>: New York State Integrated Pest Management Program.
- _____. 2013f. EIQ Calculator Output for glufosinate-ammonium. <http://cceeiq-lamp.cit.cornell.edu/EIQCalc/EIQOutput.php>: New York State Integrated Pest Management Program.
- _____. 2013g. EIQ Calculator Output for glyphosate (annual). <http://cceeiq-lamp.cit.cornell.edu/EIQCalc/EIQOutput.php>: New York State Integrated Pest Management Program.
- _____. 2013h. EIQ Calculator Output for imazethapyr. <http://cceeiq-lamp.cit.cornell.edu/EIQCalc/EIQOutput.php>: New York State Integrated Pest Management Program.
- _____. 2013i. EIQ Calculator Output for isoxaflutole (annual). <http://cceeiq-lamp.cit.cornell.edu/EIQCalc/EIQOutput.php>: New York State Integrated Pest Management Program.
- _____. 2013j. EIQ Calculator Output for Mesotrione Callisto. <http://cceeiq-lamp.cit.cornell.edu/EIQCalc/input.php?cat=9>: New York State Integrated Pest Management.
- _____. 2013k. EIQ Calculator Output for metribuzin (annual). <http://cceeiq-lamp.cit.cornell.edu/EIQCalc/EIQOutput.php>: New York State Integrated Pest Management Program.
- _____. 2013l. EIQ Calculator Output for pendimethalin. <http://cceeiq-lamp.cit.cornell.edu/EIQCalc/EIQOutput.php>: New York State Integrated Pest Management Program.
- _____. 2013m. EIQ Calculator Output for trifluralin (annual). <http://cceeiq-lamp.cit.cornell.edu/EIQCalc/input.php?cat=20>: New York State Integrated Pest Management Program.
- O'Donoghue, Eric J., Robert A. Hoppe, David E. Banker, Robert Ebel, Keith Fuglie, Penni Korb, Michael Livingston, Cynthia Nickerson, and Carmen Sandretto. 2011. The Changing Organization of U.S. Farming. In *Economic Information Bulletin*. Washington, D.C.: United States Department of Agriculture, Economic Research Service.
- OECD. 2000. Consensus Document on the Biology of Glycine Max (L.) Merr. (Soybean). In *Series on Harmonization of Regulatory Oversight in Biotechnology*. Paris, France: Organisation for Economic Co-operation and Development.
- _____. 2001. Consensus Document on Compositional Considerations for New Varieties of Soybean: Key Food and Feed Nutrients and Anti-Nutrients. In *Series on the Safety of Novel Foods and Feeds*. Paris, France: Organisation for Economic Co-operation and Development.
- OSTP. 1986. Coordinated Framework for Regulation of Biotechnology; 51 FR 23302. Washington, DC: Executive Office of the President, Office of Science and Technology Policy.
- OTA. 2011. *Industry Statistics and Projected Growth*. Organic Trade Association [cited January 4 2013]. Available from <http://www.ota.com/organic/mt/business.html>.
-

- Owen, Michael D. K. 2008. "Weed species shifts in glyphosate-resistant crops." *Pest Management Science* no. 64:377-385.
- . 2010. Herbicide-Resistant Weeds in Genetically Engineered Crops. In *Subcommittee on Domestic Policy; Committee on Oversight and Government Reform* Washington, D. C.: The Office of Congressional and Government Affairs; The Keck Center of the National Academies
- Padgett, Boyd, Ray Schneider, and Clayton A. Hollier. 2011. Soybean Disease Management. *Louisiana Agriculture*, <http://www.lsuagcenter.com/en/communications/publications/agmag/Archive/2011/Spring/Soybean-Disease-Management.htm>.
- Palmer, William E., Peter T. Bromley, and John R. Anderson. undated. Pesticides and Wildlife – Soybeans. Online: North Carolina Cooperative Extension Service
- Pedersen, Palle. 2007. *Soybean Production*. Iowa State University Extension., 12/20/2007. Available from http://extension.agron.iastate.edu/soybean/production_seedinoc.html.
- Pedersen, Palle, and Joseph G. Lauer. 2004. "Soybean growth and development in various management systems and planting dates." *Crop Science* no. 44:508-515.
- Peregrine, Esther. 2003. *USDA Soybean Germplasm Collection*. University of Illinois [cited January 3, 2013]. Available from http://agronomyday.cropsci.illinois.edu/2003/exhibits/soybean_germplasm.html.
- Peterson, Dallas, Brian Olson, Kassim Al-Khatib, Randall Currie, J. Anita Dille, Jeanne Falk, Patrick Geier, David Regehr, Phillip Stahlman, and Curtis Thompson. 2007. Glyphosate Stewardship- Optimizing and Preserving Glyphosate Performance. Online: Kansas State University Agricultural Experiment Station and Cooperative Extension Service.
- Pleasants, John M., and Karen S. Oberhauser. 2012. "Milkweed loss in agricultural fields because of herbicide use: effect on the monarch butterfly population." *Insect Conservation and Diversity*:1-10. doi: 0.1111/j.1752-4598.2012.00196.x.
- Potter, K. N., H. A. Torbert, O. R. Jones, J. E Matocha, J. E. Morrison Jr., and P. W. Unger. 1998. "Distribution and amount of soil organic C in long-term management systems in Texas." *Soil & Tillage Research* no. 47:309-321.
- Prather, Timothy S., Joseph M. DiTomaso, and Jodie S. Holt. 2000. *Herbicide Resistance: Definition and Management Strategies*. Oakland, CA: University of California Division of Agriculture and Natural Resources, Regents of the University of California.
- Pritchett, James, Joan Fulton, and Linda Lawson. 2002. Specialty Corn and Soybeans: Production and Marketing in Indiana. In *Agricultural Economics, Agribusiness Management*. West Lafayette, Indiana: Purdue University Cooperative Extension Service.
- PSE. 2011. *Soybean Insect Control: Part 2, Section 4: Soybean Pest Management*. Penn State Extension. Available from <http://extension.psu.edu/agronomy-guide/pm/sec4/sec43a>.
- Quinby, William, Linda Foreman, Janet Livezey, and C. S. Kim. 2006. "Production Systems Management and Conservation Practices." In *Agricultural Resources and Environmental*

- Indicators*, 151-159. Washington, D. C.: United States Department of Agriculture, Economic Research Service.
- Quist, David. 2010. Vertical (Trans)gene Flow: Implications for Crop Diversity and Wild Relatives. In *TWN Biotechnology and Biosafety Series*. Penang, Malaysia.
- Ramanarayanan, Tharacad, Balaji Narasimhan, and Raghavan Srinivasan. 2005. "Characterization of Fate and Transport of Isoxaflutole, a Soil-Applied Corn Herbicide, in Surface Water Using a Watershed Model." *Journal of Agricultural and Food Chemistry* no. 53:8848-8858. doi: 10.1021/jf0508596.
- Ray, Jeffrey D., Thomas C. Kilen, Craig A. Abel, and Robert L. Paris. 2003. "Soybean natural cross-pollination rates under field conditions." *Environmental Biosafety Research* no. 2:133-138. doi: 10.1051/ebr:2003005.
- RCG. 2013. Price of Soybeans. <http://www.quotesoybeans.com/>; RCG Futures Trading.
- Rochette, Philippe, Denis A. Angers, Martin H. Chantigny, and Normand Bertrand. 2008. "Nitrous Oxide Emissions Respond Differently to No-Till in a Loam and a Heavy Clay Soil." *Soil Science Society of America Journal* no. 72 (5):1363-1369. doi: 10.2136/sssaj2007.0371.
- Ronald, Pamela, and Benny Fouche. 2006. Genetic Engineering and Organic Production Systems. In *Agricultural Biotechnology in California Series*. Davis, California: University of California Division of Agriculture and Natural Resources, Regents of the University of California.
- SCBD. 2000. Cartagena Protocol on Biosafety to the Convention on Biological Diversity, Text and Annexes. Montreal, Canada: Secretariat of the Convention on Biological Diversity.
- Sharpe, Terry. 2010. Tarheel Wildlife: A Guide for Managing Wildlife on Private Lands in North Carolina. edited by Mark D. Jones and Jill S. Braden. Raleigh, NC: North Carolina Wildlife Resources Commission.
- Sleper, D. A., and J. G. Shannon. 2003. "Role of Public and Private Soybean Breeding Programs in the Development of Soybean Varieties Using Biotechnology." *AgBioForum-The Journal of Agrobiotechnology Management and Economics* no. 6 (1&2):27-32.
- Soyatech. 2012. *Soy Facts*. Soyatech LLC [cited December 17 2012]. Available from www.soyatech.com/soy_facts.htm.
- Soystats. 2010. *Soybeans' Many Uses: Edible and Industrial*. American Soybean Association [cited 10/28 2011]. Available from http://www.soystats.com/2010/page_06.htm.
- . 2011a. *US Soybean Prices Paid to Farmers 1985-2010*. American Soybean Association [cited 10/28 2011]. Available from <http://www.soystats.com/2011/Default-frames.htm>.
- . 2011b. *World Statistics*. American Soybean Association [cited January 4 2013]. Available from <http://www.soystats.com/2011/Default-frames.htm>.
- . 2012a. *Introduction* [web]. American Soybean Association, 2012 [cited 12/17/12 2012]. Available from <http://soystats.com/2012/Default-frames.htm>.
- . 2012b. Top Ten U. S. Export Customers \$ Million 2011. <http://soystats.com/2012/Default-frames.htm>.
-

- Stewart, C. Neal, Matthew D. Halfhill, and Suzanne I. Warwick. 2003. "Transgene introgression from genetically modified crops to their wild relatives." *Nature Reviews Genetics* no. 4 (10):806-816. doi: 10.1038/nrg1179.
- Stewart, Christie L., Robert E. Nurse, Allan S. Hamill, and Peter H. Sikkema. 2010. "Environment and Soil Conditions Influence Pre- and Postemergence Herbicide Efficacy in Soybean." *Weed Technology* no. 24 (3):234-243. doi: 10.1614/WT-09-009.1.
- Sundstrom, F. J., Jack Williams, Allen Van Deynze, and Kent J. Bradford. 2002. Identity Preservation of Agricultural Commodities. In *Agricultural Biotechnology in California Series*. Davis, California: University of California Division of Agriculture and Natural Resources, Regents of the University of California.
- Syngenta. 2010. Flexstar Herbicide (label). Greensboro, North Carolina: Syngenta Crop Protection, Inc.
- . 2011. Callisto Herbicide (label). Greensboro, North Carolina: Syngenta.
- . 2012a. Petition for the Determination of Nonregulated Status for Herbicide-Tolerant Event SYHT0H2 Soybean. edited by Dennis Ward and Shanna M. Chriscoe. Research Triangle Park, NC.
- . 2012b. Premarket Biotechnology Notice, Herbicide-tolerant Event SYHT0H2 Soybean. Research Triangle Park, North Carolina: Syngenta Seeds, Inc.
- . 2012c. Revised Petition for Determination of Nonregulated Status for Herbicide-Tolerant Event SYHT0H2 Soybean. edited by Dennis Ward and Shanna M. Chriscoe. Research Triangle Park, NC.
- Tacha, T. C., P. A. Vohs, and G. C. Iverson. 1987. "Time and energy budgets of Sandhill Cranes from mid-continental North America." *Journal of Wildlife Management* no. 51:440-448.
- Teasdale, John, Charles Coffman, and Ruth Mangum. 2007. "Potential long-term benefits of no-tillage and organic cropping systems for grain production and soil improvement." *Agronomy Journal* no. 99:1297-1305.
- Thompson, Bruce C., Jerome A. Jackson, Joanna Burger, Laura M. Hill, Eileen M. Kirsh, and Jonathan L. Atwood. 1997. "The Birds of North America (online)." In. <http://bna.birds.cornell.edu/bna/species>: National Science Digital Library. <http://bna.birds.cornell.edu/bna/species> (accessed 2013).
- Tranel, Patrick. 2010. *Introducing Quadstack(tm) Waterhemp*. University of Illinois Extension, College of Agriculture, Consumer and Environmental Sciences, Department of Crop Sciences [cited April 8 2013]. Available from <http://agronomyday.cropsci.illinois.edu/2010/tours/a5intro/>.
- UA. 2006. *Soybeans - Crop Irrigation*. Univeristy of Arkansas, Division of Agriculture, Research and Extension, 12/17/2012 [cited December 31, 2012 2012]. Available from http://www.aragriculture.org/soil_water/irrigation/crop/soybeans.htm.
- USDA-AMS. 2010. PDP Program Overview. [http://www.ams.usda.gov/AMSV1.0/ams.fetchTemplateData.do?more=G.OptionalText2.:](http://www.ams.usda.gov/AMSV1.0/ams.fetchTemplateData.do?more=G.OptionalText2.) United States Department of Agriculture, Agricultural Marketing Service.

- . 2011. Organic Production and Handling Standards. Washington, D.C.: United States Department of Agriculture, Agricultural Marketing Service.
- . 2013. National Organic Grain and Feedstuffs, Wed, Mar 6, 2013. Ames, Iowa: United States Department of Agriculture, Agricultural Marketing Service.
- USDA-APHIS. 2011. Petitions for Nonregulated Status Pending or Granted as of October 12, 2011. http://www.aphis.usda.gov/biotechnology/not_reg.html: United States Department of Agriculture, Animal Plant Health Inspection Service.
- . 2012a. Bayer Petition 09-328-01 for Determination of Non-regulated Status of Double Herbicide-tolerant Soybean (Glycine Max) Event FG72; Draft Environmental Assessment. Riverdale, Maryland: United States Department of Agriculture, Animal and Plant Health Inspection Service.
- . 2012b. Dow AgroSciences Petition (09-349-01p) for Determination of Nonregulated Status of Event DAS-68416-4; Draft Environmental Assessment. Riverdale, Maryland: United States Department of Agriculture, Animal and Plant Health Inspection Service.
- . 2013a. Petitions for Determination of Nonregulated Status. http://www.aphis.usda.gov/biotechnology/petitions_table_pending.shtml: United States Department of Agriculture, Animal and Plant Health Inspection Service.
- . 2013b. "Syngenta Seeds, Inc. and Bayer CropScienceAG; Availability of Petition for Determination of Nonregulated Status of Soybean Genetically Engineered for Herbicide Tolerance." *Federal Register* no. 78 (39):13305-13307.
- . undated. Decision Tree on Whether Section 7 Consultation With FWS is Triggered for Petitions of Transgenic Plants. Washington, DC: United States Department of Agriculture, Animal Plant Health Inspection Service.
- USDA-ARS. 2006. Agricultural Resources and Environmental Indicators, 2006 Edition. In *Economic Information Bulletin*. Washington, D. C.: United States Department of Agriculture, Economic Research Service.
- . 2012. Summary statistics of holdings as of 25 Nov 2012; Composition by site for Glycine. <http://www.ars-grin.gov/cgi-bin/npgs/html/stats/genussite.pl?Glycine>: United States Department of Agriculture, Agricultural Research Service.
- USDA-ERS. 2010a. Soybeans and Oil Crops: Background. In *Briefing Room*. <http://www.ers.usda.gov/Briefing/SoybeansOilcrops/background.htm>: United States Department of Agriculture, Economic Research Service.
- . 2010b. Soybeans and Oil Crops: Trade. In *Briefing Room*. <http://transcoder.usablenet.com/tt/http://www.ers.usda.gov/Briefing/SoybeansOilcrops/trade>: United States Department of Agriculture, Economic Research Service.
- . 2010c. Table 3- Certified organic and total U.S. acreage, selected crops and livestock, 1995-2008. Washington, DC: United States Department of Agriculture, Economic Research Service.
-

- . 2011a. Outlook for U.S. Agricultural Trade: FY 2011 Exports Expected to Ride to \$137 Billion; Imports to Rise to \$93 Billion. Washington, D. C.: United States Department of Agriculture, Economic Research Service, Foreign Agricultural Service.
- . 2011b. Soybean Production Costs and Returns Per Planted Acre, excluding Government payments, 2010-2011. Washington, D. C.: United States Department of Agriculture, Economic Research Service.
- . 2011c. Soybeans and Oil Crops: Market Outlook, 2010-2019. In *Briefing Room*. <http://transcoder.usablenet.com/tt/http://www.ers.usda.gov/Briefing/SoybeansOilcrops/2010-19>; United States Department of Agriculture, Economic Research Service.
- . 2012a. 2012 Farm Sector Income Forecast: Increases in Farm Expenditures Outpace Increases in Receipts in 2012. <http://www.ers.usda.gov/topics/farm-economy/farm-sector-income-finances/2012-farm-sector-income-forecast.aspx>; United States Department of Agriculture, Economic Research Service.
- . 2012b. Conservation Programs, Background. <http://www.ers.usda.gov/topics/natural-resources-environment/conservation-programs/background.aspx>; United States Department of Agriculture, Economic Research Service.
- . 2012c. Cost-of-production forecasts for U.S. major field crops, 2012F and 2013F. Washington, D. C.: United States Department of Agriculture, Economic Research Service.
- . 2012d. Crop & Livestock Practices- Overview. <http://www.ers.usda.gov/topics/farm-practices-management/crop-livestock-practices.aspx>; United States Department of Agriculture, Economic Research Service.
- . 2012e. Crop production practices for soybeans: All survey states Irrigation Technology and Water Use. Washington, D. C.: United States Department of Agriculture, Economic Research Service.
- . 2012f. Genetically engineered (GE) soybean varieties by State and United States, 2000-2012. Washington, D. C.: United States Department of Agriculture, Economic Research Service.
- . 2012g. Oil Crops Yearbook 2012. <http://usda.mannlib.cornell.edu/MannUsda/viewDocumentInfo.do?documentID=1290>; United States Department of Agriculture, Economic Research Service.
- . 2012h. Value-added to the U.S. economy by the agricultural sector via the production of goods and services, 2008-2012F. Washington, D. C.: United States Department of Agriculture, Economic Research Service.
- . 2013a. Crop & Livestock Practices, Soil Tillage and Crop Rotation. <http://www.ers.usda.gov/topics/farm-practices-management/crop-livestock-practices/soil-tillage-and-crop-rotation.aspx>; United States Department of Agriculture, Economic Research Service.
- . 2013b. Oil Crops Outlook. Washington, D. C.: United States Department of Agriculture, Economic Research Service.
-

- . 2013c. Outlook for U.S. Agricultural Trade. Washington, D. C.: United States Department of Agriculture, Economic Research Service and Foreign Agricultural Service.
- . 2013d. U.S. Farm Sector Crop Cash Receipts and Value of Production, 2009-2013F. edited by Economic Research Service United States Department of Agriculture. Washington, D.C.: United States Department of Agriculture, Economic Research Service.
- USDA-FAS. 2012. Oilseeds: World Markets and Trade. Washington, D. C.: United States Department of Agriculture, Foreign Agricultural Service.
- . 2013. Net Sales - Current Marketing Year - 5 Years by Commodity/Date (Soybeans). Washington, D. C.: United States Department of Agriculture, Foreign Agriculture Service.
- USDA-FSA. 1999. The Conservation Reserve Program. Washington, D. C.: United States Department of Agriculture, Farm Service Agency.
- USDA-NASS. 1996. Agricultural Chemical Usage; 1995 Field Crops Summary. Washington, D. C.: United States Department of Agriculture, National Agricultural Statistics Service.
- . 2002. Agricultural Chemical Usage; 2001 Field Crops Summary. Washington, D. C.: United States Department of Agriculture, National Agricultural Statistics Service.
- . 2007. Agricultural Chemical Usage; 2006 Field Crops Summary. Washington, D. C.: United States Department of Agriculture, National Agricultural Statistics Service.
- . 2009. 2007 Census of Agriculture, United States Summary and State Data. Washington, DC: United States Department of Agriculture, National Agricultural Statistics Service.
- . 2010. 2007 Census of Agriculture; Farm and Ranch Irrigation Survey (2008). Washington, D. C.: United States Department of Agriculture, National Agricultural Statistics Service.
- . 2011a. 2011 Soybean Acres Cultivated Washington, D. C.: United States Department of Agriculture, National Agricultural Statistics Service.
- . 2011b. Acreage. Washington, D. C.: United States Department of Agriculture, National Agricultural Statistics Service.
- . 2012a. 2011 Certified Organic Production Survey. Washington, D. C.: United States Department of Agriculture, National Agricultural Statistics Service.
- . 2012b. Acreage. Washington, DC: United States Department of Agriculture, National Agricultural Statistics Service, Agricultural Statistics Board.
- . 2012c. Crop Values; 2011 Summary. Washington, D. C.: United States Department of Agriculture, National Agricultural Statistics Service.
- . 2012d. Prospective Plantings. Washington, DC: United States Department of Agriculture, National Agricultural Statistics Service, Agricultural Statistics Board.
- . 2013a. Crop Production, 2012 Summary. Washington, D. C.: United States Department of Agriculture, National Agricultural Statistics Service.
- . 2013b. Prospective Plantings. Washington, D. C.: United States Department of Agriculture, National Agricultural Statistics Service, Agricultural Statistics Board.
-

- USDA-NIFA. 2012. Pest Management Strategic Plans. <http://www.ipmcenters.org/pmsp/index.cfm>: United States Department of Agriculture, National Institute of Food and Agriculture.
- USDA-NRCS. 1996. Effects of Residue Management and No-Till on Soil Quality. In *Soil Quality-Agronomy Technical Note No. 3*. Auburn, Alabama: United States Department of Agriculture, Natural Resources Conservation Service, Soil Quality Institute.
- . 1999a. Conservation Tillage Systems and Wildlife. In *Fish and Wildlife Literature Review Summary*. Washington, D. C.: United States Department of Agriculture, Natural Resources Conservation Service, Wildlife Habit Management Institute.
- . 1999b. Soil Taxonomy: A Basic System of Soil Classification for Making and Interpreting Soil Surveys. Washington, D. C.: United States Department of Agriculture, Natural Resources Conservation Service.
- . 2001. Soil Quality - Introduction. Auburn, Alabama: United States Department of Agriculture, Natural Resources Conservation Service, Soil Quality Institute.
- . 2003. Wildlife Plan for CRP. Des Moines, Iowa: United States Department of Agriculture, Natural Resources Conservation Service.
- . 2004. Soil Biology and Land Management. In *Soil Quality -- Soil Biology*. Washington, D. C.: United States Department of Agriculture, Natural Resources Conservation Service.
- . 2005. Conservation Practices that Save: Crop Residue Management. Washington, D. C.: United States Department of Agriculture, Natural Resources Conservation Service.
- . 2006a. Conservation Resource Brief - Soil Erosion. Washington, D. C.: United States Department of Agriculture, Natural Resources Conservation Service.
- . 2006b. Conservation Resource Brief - Soil Quality. Washington, D. C.: United States Department of Agriculture, Natural Resources Conservation Service.
- . 2010. Keys to Soil Taxonomy. Washington, D. C.: United States Department of Agriculture, Natural Resources Conservation Service.
- . 2012. Welcome to Energy Estimator: Tillage. <http://ecat.sc.egov.usda.gov/>: United States Department of Agriculture, Natural Resources Conservation Service.
- USDA-OCE. 2011. USDA Agricultural Projections to 2020. In *Long-term Projections Report*, edited by Interagency Agricultural Projections Committee. Washington DC: United States Department of Agriculture, Office of the Chief Economist, World Agricultural Outlook Board.
- USDA. 1987. 7 CFR part 340: Introduction of Organisms and Products Altered or Produced Through Genetic Engineering Which Are Plant Pests or Which There Is Reason To Believe Are Plant Pests. <http://www.ecfr.gov/cgi-bin/text-idx?c=ecfr&SID=c093dfe0c1ab26ca8af7f6f2f14bc0e3&rgn=div5&view=text&node=7:5.1.1.1.10&idno=7>: United States Department of Agriculture.
- . 2012. 7 CFR part 205: National Organic Program. http://www.ecfr.gov/cgi-bin/text-idx?tpl=/ecfrbrowse/Title07/7cfr205_main_02.tpl: United States Department of Agriculture.
-

- _____. 2013a. 7 CFR part 1b: National Environmental Policy Act Regulations. <http://www.ecfr.gov/cgi-bin/text-idx?rgn=div5&node=7:1.1.1.1.3>; United States Department of Agriculture.
- _____. 2013b. 7 CFR part 372: National Environmental Policy Act Implementing Procedures. http://www.ecfr.gov/cgi-bin/text-idx?tpl=/ecfrbrowse/Title07/7cfr372_main_02.tpl; United States Department of Agriculture.
- USDHHS-USFDA. 1992. "Food for human consumption and animal drugs, feeds, and related products: Foods derived from new plant varieties, policy statement, 22984." *Federal Register* no. 53 (104):22984-23001.
- _____. 1997. Consultation Procedures under FDA's 1992 Statement of Policy -- Foods Derived from New Plant Varieties. <http://www.fda.gov/Food/GuidanceComplianceRegulatoryInformation/GuidanceDocuments/Biotechnology/ucm096126.htm>; US Department of Health and Human Services, US Food and Drug Administration, Office of Premarket Approval, Center for Food Safety and Applied Nutrition, and Office of Surveillance and Compliance, Center for Veterinary Medicine.
- USDOE-EIA. 2007. Biofuels in the U.S. Transportation Sector. <http://www.eia.gov/oiaf/analysispaper/biomass.html>; United States Department of Energy, Energy Information Administration.
- USDS. 2010. U.S. Climate Action Report. Washington, DC: United States Department of State.
- USEPA. 1992. 40 CFR part 170: Worker Protection Standard. <http://www.epa.gov/pesticides/safety/workers/PART170.htm>; United States Environmental Protection Agency.
- _____. 2001a. Decision Memorandum: Registration of Mesotrione. Washington, D. C.: United States Environmental Protection Agency, Office of Prevention, Pesticides, and Toxic Substances.
- _____. 2001b. Memorandum: Occupational and Residential Exposure and Risk Assessment/Characterization for the Proposed Use of Mesotrione on Field Corn. Washington, D. C.: United States Environmental Protection Agency, Office of Prevention, Pesticides, and Toxic Substances.
- _____. 2005. Protecting Water Quality from Agricultural Runoff. Washington, D. C.: United States Environmental Protection Agency, Nonpoint Source Control Branch.
- _____. 2007. Regulatory Impact Analysis: Renewable Fuel Standard Program; Chapter 8: Agricultural Sector Impacts. Washington, D. C.: United States Environmental Protection Agency, Office of Transportation and Air Quality, Assessment and Standards Division.
- _____. 2008a. Agriculture Management Practices for Water Quality Protection. Washington, D. C.: United States Environmental Protection Agency.
- _____. 2008b. Memorandum: Ecological Risk Assessment for Experimental Use Permit and Section 3 New Use registrations for use of mesotrione on soybeans. Washington, D. C.: United States Environmental Protection Agency, Office of Prevention, Pesticides, and Toxic Substances.
-

- . 2011a. Isoxaflutole Final Work Plan; Registration Review. Washington, D. C.: United States Environmental Protection Agency, Pesticide Reregistration Division.
- . 2011b. Isoxaflutole; Summary Document; Registration Review: Initial Docket Washington, D. C.: United States Environmental Protection Agency, Pesticide Reregistration Review Division.
- . 2011c. "Registration Review; Pesticide Dockets Opened for Review and Comment and Other Docket Actions." *Federal Register* no. 76 (125):38166-38170.
- . 2012a. 40 CFR part 180, Section 180.473 Tolerances and Exemptions for Pesticide Chemical Residues in Food. Washington, D. C.: United States Environmental Protection Agency.
- . 2012b. Generic Data Call-In Notice (Isoxaflutole). Washington, D. C.: United States Environmental Protection Agency, Office of Chemical Safety and Pollution Prevention.
- . 2012c. Glufosinate Ammonium. Updated Human Health Risk Assessment for Proposed New Use of Glufosinate Ammonium in/on Citrus Fruit (Crop Group 10), Pome Fruit (Crop Group 11), Stone Fruit (Crop Group 12), Olives and Sweet Corn. Washington, D. C.: United States Environmental Protection Agency, Office of Chemical Safety and Pollution Prevention.
- . 2012d. Inventory of U.S. Greenhouse Gas Emissions and Sinks, 1990-2010. Washington, D. C.: United States Environmental Protection Agency.
- . 2012e. Registration Review: Summary of Planned Schedule for Opening Registration Review Dockets by Fiscal Year 2012-2015. Washington, D. C.: United States Environmental Protection Agency, Office of Pesticide Programs.
- . 2012f. Worker Protection Standard for Agricultural Pesticides. <http://www.epa.gov/agriculture/twor.html>; United States Environmental Protection Agency.
- . 2013a. "Cyromazine, Silica Silicates (Silica Dioxide and Silica Gel), Glufosinate Ammonium, Dioctyl Sodium Sulfosuccinate (DSS) and Undecylenic Acid (UDA) Registration Review; Draft Human Health and Ecological Risk Assessments; Notice of Availability." *Federal Register* no. 78 (44):14540-14543.
- . 2013b. Environmental Fate and Ecological Risk Assessment for the Registration Review of Glufosinate. Washington, D. C.: United States Environmental Protection Agency, Office of Pesticide Programs, Environmental Fate and Effects Division.
- . 2013c. Enhancing Stakeholder Input in the Pesticide Registration Review and ESA Consultation Processes and Development of Economically and Technologically Feasible Reasonable and Prudent Alternatives. Washington, D. C.: United States Environmental Protection Agency, Office of Chemical Safety and Pollution Prevention, Office of Pesticide Programs.
- USFWS. 2009. "Endangered and Threatened Wildlife and Plants; Designation of Critical Habitat for the Louisiana Black Bear (*Ursus americanus luteolus*); Final Rule." *Federal Register* no. 74 (45):10350-10409.
-

- . 2013a. Species Profile: Delmarva Peninsula fox squirrel (*Sciurus niger cinerus*). <http://ecos.fws.gov/speciesProfile/profile/speciesProfile.action?sPCODE=A00B>: United States Department of the Interior, Fish and Wildlife Service.
- . 2013b. Species Profile: Louisiana Black bear (*Ursus americanus luteolus*). <http://ecos.fws.gov/speciesProfile/profile/speciesProfile.action?sPCODE=A08F>: United States Department of the Interior, Fish and Wildlife Service.
- USGCRP. 2009. Global Climate Change in the United States. edited by Thomas R. Karl, Jerry M. Melillo and Thomas C. Peterson. New York, NY: United States Global Change Research Program.
- USSEC. 2006. "Biotechnology, IP Soybeans, Soyfoods, and Industrial Uses." In *U.S. Soy: International Buyers' Guide*, 4. St. Louis, Missouri: US Soybean Export Council.
- UW. undated. *Corn and Soybean Herbicide Chart*. University of Wisconsin -- Extension, College of Agriculture and Life Sciences [cited December 31 2012]. Available from http://www.glyphosateweeds crops.org/Info/MOA_060807.pdf.
- Vencill, William K., Robert L. Nichols, Theodore M. Webster, John K. Soteris, Carol Mallory-Smith, Nilda R. Burgos, William G. Johnson, and Marilyn R. McClelland. 2012. "Herbicide Resistance: Toward an Understanding of Resistance Development and the Impact of Herbicide-Resistant Crops." *Weed Science* (Special Issue):2-30.
- Vogel, Jason R., Michael S. Majewski, and Paul D. Capel. 2008. "Pesticides in Rain in Four Agricultural Watersheds in the United States." *Journal of Environmental Quality* no. 37:15. doi: 10.2134/jeq2007.0079.
- Waldroup, Park W., and Keith Smith. undated. Soybean Use- Poultry. <http://soymeal.org/FactSheets/PoultrySoybeanUse.pdf>: United Soybean Board.
- Wang, Ke-Jing, Xiang-Hua Li, Ji-Jun Zhang, Hong Chen, Zhang . Zhi-Liang, and Guo-Dong Yu. 2010. "Natural introgression from cultivated soybean (*Glycine max*) into wild soybean (*Glycine soja*) with the implications for origin of populations of semi-wild type and for biosafety of wild species in China." *Genetic Resources and Crop Evolution* no. 57:747-761.
- Webster, Theodore M. 2005. "Weed Survey - Southern States, 2005, Broadleaf Crops Subsection (Cotton, Peanut, Soybean, Tobacco, and Forestry)." *Southern Weed Science Society 2005 Proceedings* no. 58:291-207.
- Weiderholt, Ron, and Ken Albrecht. 2003. *Using Soybean as Forage*. University of Wisconsin Extension [cited January 4 2013]. Available from <http://www.uwex.edu/ces/crops/uwforage/SoybeanForage.htm>.
- West, Tristram O., and Gregg Marland. 2002. "A synthesis of carbon sequestration, carbon emissions, and net carbon flux in agriculture: comparing tillage practices in the United States." *Agriculture, Ecosystems and Environment* no. 91:217-232.
- Whitaker, Jared, Glen Harris, Robert Kemerait, Eric Prostko, Phillip Roberts, Nathan Smith, Amanda Smith, Paul Sumner, Kerry Harrison, and John Woodruff. 2010. *2011 Georgia Soybean Production Guide*. Athens, GA: University of Georgia, College of Agricultural & Environmental Sciences.
-

Whitworth, R. Jeff, J. P. Michaud, and Holly M. Davis. 2012. Soybean Insect Management 2012. <http://www.ksre.ksu.edu/bookstore/pubs/MF743.pdf>; Kansas State University Agricultural Experiment Station and Cooperative Extension Service.

Willowood. 2011. Clethodim 2EC (label). Roseburg, Oregon: Willowood, LLC.

WSSA. 2013. *Herbicide Resistance and Herbicide Tolerance Definitions*. Weed Science Society of America [cited April 24 2013]. Available from <http://wssa.net/weed/resistance/herbicide-resistance-and-herbicide-tolerance-definitions/>.

Yoshimura, Yasuyuki, Kazuhito Matsuo, and Koji Yasuda. 2006. "Gene flow from GM glyphosate-tolerant to conventional soybeans under field conditions in Japan." *Environmental Biosafety Research* no. 5:169-173. doi: 10.1051/ebr:2007003.



Appendix A: Mesotrione Description, Uses, and Potential Impacts



Appendix B: Isoxaflutole Description, Uses, and Potential Impacts



Appendix C: Glufosinate Description, Uses, and Potential Impacts

