

HIGHLY PATHOGENIC AVIAN INFLUENZA SECURE EGG SUPPLY PLAN

FAD PReP

Foreign Animal Disease
Preparedness & Response Plan

Secure Food Supply Plan



UNIVERSITY OF MINNESOTA

CENTER FOR ANIMAL HEALTH
AND FOOD SAFETY



the Center for
Food Security
& Public Health

IOWA STATE UNIVERSITY®

United States Department of Agriculture • Animal and Plant Health Inspection Service • Veterinary Services

The *Secure Egg Supply Plan* is under ongoing review. It was last updated in **August 2013**. Please send questions or comments to:

Veterinary Services
Animal and Plant Health Inspection Service
U.S. Department of Agriculture
4700 River Road, Unit 41
Riverdale, Maryland 20737-1231
Telephone: (301) 851-3595
Fax: (301) 734-7817
E-mail: FAD.PReP.Comments@aphis.usda.gov

While best efforts have been used in developing and preparing the *Secure Egg Supply Plan*, the U.S. Government, U.S. Department of Agriculture and the Animal and Plant Health Inspection Service and other parties, such as employees and contractors contributing to this document, neither warrant nor assume any legal liability or responsibility for the accuracy, completeness, or usefulness of any information or procedure disclosed. The primary purpose of this *Secure Egg Supply Plan* is to provide strategic guidance to those government officials responding to an HPAI outbreak. It is only posted for public access as a reference.

The *Secure Egg Supply Plan* may refer to links to various other Federal and State agencies and private organizations. These links are maintained solely for the user's information and convenience. If you link to such site, please be aware that you are then subject to the policies of that site. In addition, please note that USDA does not control and cannot guarantee the relevance, timeliness, or accuracy of these outside materials. Further, the inclusion of links or pointers to particular items in hypertext is not intended to reflect their importance, nor is it intended to constitute approval or endorsement of any views expressed, or products or services offered, on these outside web sites, or the organizations sponsoring the web sites.

Trade names are used solely for the purpose of providing specific information. Mention of a trade name does not constitute a guarantee or warranty of the product by USDA or an endorsement over other products not mentioned.

USDA prohibits discrimination in all its programs and activities on the basis of race, color, national origin, sex, religion, age, disability, political beliefs, sexual orientation, or marital or family status. (Not all prohibited bases apply to all programs.) Persons with disabilities who require alternative means for communication of program information (Braille, large print, audiotape, etc.) should contact USDA's TARGET Center at (202) 720-2600 (voice and telecommunications device for the deaf [TDD]).

To file a complaint of discrimination, write USDA, Director, Office of Civil Rights, Room 326-W, Whitten Building, 1400 Independence Avenue SW, Washington, DC 20250-9410 or call (202) 720-5964 (voice and TDD). USDA is an equal opportunity provider and employer.

Executive Summary

The *Secure Egg Supply (SES) Plan* outlines surveillance, biosecurity, and cleaning and disinfection practices for moving different types of eggs and egg industry products within, out of, and into a highly pathogenic avian influenza (HPAI) Control Area. Efforts to control the spread of and eradicate HPAI may compete with the egg industry's real-time need to move eggs and associated egg industry products. These competing needs can be resolved, in part, by elevating awareness, establishing or reinforcing communication links between regulators and industry, identifying resources, recognizing existing and elevated biosecurity practices, and developing plans, such as the *SES Plan*, in advance of an outbreak.

The Egg Sector Working Group—the multidisciplinary team that prepared this *SES Plan*—includes the following members:

- ◆ University of Minnesota Center for Animal Health and Food Safety (CAHFS)
- ◆ Iowa State University Center for Food Security and Public Health (CFSPH)
- ◆ United Egg Producers (UEP)
- ◆ Egg sector veterinarians and officials
- ◆ State officials
- ◆ The USDA Animal and Plant Health Inspection Service, Veterinary Services (USDA APHIS VS).

The Egg Sector Working Group has participated in a private-public-academic partnership to develop practical and implementable solutions for market continuity in a Control Area during an HPAI outbreak. The outcome of this partnership is a set of specific science- and risk-based tools including risk assessments and poultry testing protocols that decision makers (such as Incident Commanders) can use to evaluate a producer's biosecurity program, understand the product-specific movement risk, and rapidly decide whether to issue or deny permits for the movement of eggs and egg industry products during an HPAI outbreak.

Specific criteria must be fulfilled to qualify for movement permits. Movement will be allowed by permit for products from flocks inside a Control Area that meet epidemiological and biosecurity standards and test negative for HPAI, including any unsold inventories on hand. Employed in an outbreak, this plan provides a high degree of confidence that eggs and egg industry products moved

into market channels do not contain HPAI virus through a combination of preparedness and response components, including the following:

- ◆ Voluntary Preparedness Components
 - Audited minimum biosecurity standards preapproved by the State Animal Health Official and USDA Assistant District Director (formerly Area Veterinarian in Charge)
 - Location verification using global positioning system coordinates of participating farms
 - Training on completion of the epidemiology questionnaire to identify potential exposure during an outbreak and on entry of data on flock production parameters into the secure SES data portal
 - Training on procedures to collect and submit samples for the active surveillance program using real-time reverse transcriptase polymerase chain reaction (RRT-PCR).
- ◆ Expected Response Components
 - Surveillance, including mortality and RRT-PCR testing
 - Elevated biosecurity
 - Product specific biosecurity
 - Flock data available to Incident Commander
 - Epidemiological assessment
 - Permits
 - Collaboration between States moving products and Incident Command.

The *SES Plan* contains permit guidance on pasteurized liquid egg, non-pasteurized liquid egg, washed and sanitized shell eggs, nest run shell eggs, layer hatching eggs, layer day-old chicks, and shells and inedible egg products.

Additional components, including surveillance guidelines, cleaning and disinfection guidelines, permitted movement checklists, proactive product-specific risk assessments, permit examples, and the Voluntary Preparedness Components of the *SES Plan*, can be found at <http://secureeggsupply.com>.

Funding for the *SES Plan* was provided by USDA APHIS and the American Egg Board.

Contents

Chapter 1 Secure Egg Supply Plan Introduction	1-1
1.1 SECURE EGG SUPPLY PLAN	1-1
1.2 BENEFITS OF THE SECURE EGG SUPPLY PLAN	1-3
1.3 HOW THE SES PLAN WORKS	1-4
1.3.1 Proactive Risk Assessments.....	1-6
1.3.2 Interagency Risk Assessment for the Public Health—Impact of Highly Pathogenic Avian Influenza Virus in Poultry, Shell Eggs, and Egg Products	1-7
1.3.3 The Voluntary Preparedness Components of the SES Plan.....	1-7
1.3.4 Permit Guidance	1-8
1.3.5 Surveillance Guidelines	1-11
1.4 SPECIFIC SES PLAN CONTENTS	1-12
1.5 SUPPLEMENTAL MATERIAL	1-13
Chapter 2 Pasteurized Liquid Egg	2-1
2.1 RISK ASSESSMENT: NEGLIGIBLE	2-1
2.2 PERMIT GUIDANCE.....	2-1
Initial Permit for Movement of Pasteurized Liquid Egg to Market from an On-Farm Pasteurization Facility.....	2-3
Subsequent Permit for Movement of Pasteurized Liquid Egg to Market from an On-Farm Pasteurization Facility.....	2-4
Initial Permit for Movement of Pasteurized Liquid Egg to Market from a Pasteurization Facility within the Control Area.....	2-5
Subsequent Permit for Movement of Pasteurized Liquid Egg to Market from a Pasteurization Facility within the Control Area.....	2-6
Chapter 3 Non-Pasteurized Liquid Egg	3-1
3.1 RISK ASSESSMENT: NEGLIGIBLE	3-1
3.2 PERMIT GUIDANCE.....	3-1
Initial Permit for Movement of Non-Pasteurized Liquid Egg to Pasteurization	3-3
Subsequent Permit for Movement of Non-Pasteurized Liquid Egg to Pasteurization	3-4

Chapter 4 Washed and Sanitized Shell Eggs.....	4-1
4.1 RISK ASSESSMENT (MOVING TO PREMISES WITHOUT POULTRY): NEGLIGIBLE.....	4-1
4.2 PERMIT GUIDANCE (MOVING TO PREMISES WITHOUT POULTRY)	4-1
Initial Permit for Movement of Washed and Sanitized Shell Eggs to Premises without Poultry (other than Directly to Market)	4-4
Subsequent Permit for Movement of Washed and Sanitized Shell Eggs to Premises Without Poultry (other than Directly to Market)	4-5
Initial Permit for Movement of Washed and Sanitized Shell Eggs to Premises without Poultry (Directly to Market)	4-6
Subsequent Permit for Movement of Washed and Sanitized Shell Eggs to Premises without Poultry (Directly to Market)	4-7
4.3 RISK ASSESSMENT FOR WASHED AND SANITIZED SHELL EGGS (MOVING TO PREMISES WITH POULTRY): LOW	4-8
4.4 PERMIT GUIDANCE FOR WASHED AND SANITIZED SHELL EGGS (MOVING TO PREMISES WITH POULTRY)	4-8
Initial Permit for Movement of Washed and Sanitized Shell Eggs to Premises with Poultry (other than Directly to Market)	4-11
Subsequent Permit for Movement of Washed and Sanitized Shell Eggs to Premises with Poultry (other than Directly to Market)	4-12
Initial Permit for Movement of Washed and Sanitized Shell Eggs to Premises with Poultry (Directly to Market)	4-13
Subsequent Permit for Movement of Washed and Sanitized Shell Eggs to Premises with Poultry (Directly To Market)	4-14
Chapter 5 Nest Run Shell Eggs.....	5-1
5.1 RISK ASSESSMENT: LOW.....	5-1
5.2 PERMIT GUIDANCE.....	5-1
Initial Permit for Movement of Nest Run Eggs to Move to Off-Farm Location (without Poultry) for Washing and Sanitizing, Breaking, or Processing	5-3
Subsequent Permit for Movement of Nest Run Eggs to Move to Off-Farm Location (without Poultry) for Washing and Sanitizing, Breaking or Processing	5-4
Chapter 6 Layer Hatching Eggs	6-1
6.1 RISK ASSESSMENT: LOW.....	6-1
6.2 PERMIT GUIDANCE.....	6-1
Permit for Layer Hatching Eggs to Move to Hatchery or Processing Plant.....	6-4

Subsequent Permit for Layer Hatching Eggs to Move to Hatchery or Processing Plant.....	6-5
Chapter 7 Layer Day-Old Chicks.....	7-1
7.1 RISK ASSESSMENT: LOW.....	7-1
7.2 PERMIT GUIDANCE.....	7-1
Permit for Movement of Layer Day-Old Chicks to Move to Pullet Farm.....	7-4
Subsequent Permit for Movement of Layer Day-Old Chicks to Move to Pullet Farm	7-5
Chapter 8 Shells and Inedible Egg Product.....	8-1
8.1 RISK ASSESSMENT FOR DRY EGGSHELLS: NEGLIGIBLE.....	8-1
8.2 PERMIT GUIDANCE FOR DRY EGGSHELLS	8-1
8.3 RISK ASSESSMENT FOR INEDIBLE EGG PRODUCT: NEGLIGIBLE TO LOW	8-2
8.4 PERMIT GUIDANCE FOR INEP FROM A PREMISES WITHOUT POULTRY TO PASTEURIZATION OR LANDFILL.....	8-3
8.5 PERMIT GUIDANCE FOR INEP FROM A PREMISES WITH POULTRY TO PASTEURIZATION	8-4
8.6 PERMIT GUIDANCE FOR INEP FROM A PREMISES WITH POULTRY TO LANDFILL	8-6
8.7 RISK ASSESSMENT FOR WET EGGSHELLS: NEGLIGIBLE-LOW	8-7
8.8 PERMIT GUIDANCE FOR WET EGGSHELLS TO LANDFILL.....	8-8
8.9 PERMIT GUIDANCE FOR WET EGGSHELLS FOR LAND APPLICATION	8-9
8.10 PERMIT GUIDANCE FOR WET EGGSHELLS TO DRYING AT A STANDALONE FACILITY WITHOUT POULTRY ONSITE	8-11
Permit for Movement of Dry Eggshells to Poultry Feed Mill.....	8-13
Subsequent Permit for Movement of Dry Eggshells to Poultry Feed Mill.....	8-14
Permit for Movement of Inedible Egg Product to Pasteurization.....	8-15
Subsequent Permit for Movement of Inedible Egg Product to Pasteurization	8-16
Permit for Movement of Inedible Egg Product to Landfill.....	8-17
Subsequent Permit for Movement of Inedible Egg Product to Landfill.....	8-18
Permit for Movement of Wet Eggshells to Landfill	8-19
Subsequent Permit for Movement of Wet Eggshells to Landfill	8-20
Permit for Movement of Wet Eggshells for Land Application	8-21
Subsequent Permit for Movement of Wet Eggshells for Land Application.....	8-22

Permit for Movement of Wet Eggshells to Drying 8-23
 Subsequent Permit for Movement of Wet Eggshells To Drying 8-24

Appendix A Supplemental Materials

Appendix B Published Articles

Appendix C Development and Review Team

Appendix D Glossary

Appendix E Abbreviations

Figures

Figure 1-1. How the SES Plan Works 1-5
 Figure 2-1. Permitting of Pasteurized Liquid Egg 2-2
 Figure 3-1. Permitting of Non-Pasteurized Liquid Egg 3-2
 Figure 4-1. Permitting of Washed and Sanitized Eggs (Moving to Premises
 without Poultry) to Market with a 2-Day Hold and 2 Negative RRT-PCR
 Tests 4-3
 Figure 4-2. Permitting of Washed and Sanitized Eggs (Moving to Premises
 with Poultry) to Market with a 2-Day Hold and 2 Negative RRT-PCR Tests 4-10
 Figure 5-1. Permitting of Nest Run Shell Eggs 5-2
 Figure 6-1. Permitting of Layer Hatching Eggs 6-3
 Figure 7-1. Permitting of Layer Day-Old Chicks 7-3
 Figure 8-1. Permitting of Dry Eggshells to Poultry Feed Mill 8-2
 Figure 8-2. Permitting of INEP (from Premises without Poultry) to
 Pasteurization or Landfill 8-4
 Figure 8-3. Permitting of INEP (from Premises with Poultry) to Pasteurization 8-5
 Figure 8-4. Permitting of INEP to Landfill 8-7
 Figure 8-5. Permitting of Wet Eggshells to Landfill 8-9
 Figure 8-6. Permitting of Wet Eggshells for Land Application 8-11
 Figure 8-7. Permitting of Wet Eggshells to Drying 8-12

Table

Table 1-1. Summary of Permit Requirements for Egg Industry Products during
an HPAI Outbreak 1-9

Chapter 1

Secure Egg Supply Plan Introduction

1.1 SECURE EGG SUPPLY PLAN

This *Highly Pathogenic Avian Influenza (HPAI) Secure Egg Supply (SES) Plan* promotes food security and animal health through continuity of market planning prior to an outbreak of HPAI. Continuity of market planning provides the capability to implement science-based risk assessments (RAs), risk management requirements, and surveillance to protect food security and animal health before and during an HPAI outbreak. This plan makes specific science- and risk-based recommendations that emergency decision makers (such as Incident Commanders) can use to rapidly decide whether to issue or deny permits for the movement of eggs and egg industry products during an HPAI outbreak. The voluntary preparedness components of the *SES Plan* enable a producer to quickly meet the requirements for egg and egg product movement in the event of an HPAI outbreak.

The *SES Plan* also promotes the U.S. Department of Agriculture (USDA) priorities of ensuring access to safe, nutritious, and balanced meals and helping rural communities continue to thrive economically in the event of a foreign animal disease outbreak.

The Egg Sector Working Group—the multidisciplinary team that prepared this *SES Plan*—includes the following members:

- ◆ University of Minnesota Center for Animal Health and Food Safety (CAHFS)
- ◆ Iowa State University Center for Food Security and Public Health (CFSPH)
- ◆ United Egg Producers (UEP)
- ◆ Egg sector veterinarians and officials
- ◆ State officials
- ◆ The USDA Animal and Plant Health Inspection Service, Veterinary Services (USDA APHIS VS).

The Egg Sector Working Group is a public-private-academic partnership that has worked to develop effective science-based solutions for market continuity in a

Control Area during an HPAI outbreak. The outcomes of this partnership are as follows:

- (1) A set of specific science-based tools including RAs and poultry testing protocols that decision makers (such as Incident Commanders) can use to evaluate the producer's biosecurity program, understand the product risk, and rapidly decide whether to provide or deny permits for the movement of eggs and egg industry products during an HPAI outbreak.
- (2) A set of voluntary preparedness components that can enable a producer to quickly meet the requirements for eggs and egg industry product movement in the event of an HPAI outbreak.

The *SES Plan* delineates a transparent process for the movement of eggs and egg industry products during an HPAI outbreak in a way that

- ◆ does not endanger the health of uninfected flocks and
- ◆ offers a high degree of confidence that HPAI virus is absent from eggs or egg products that humans consume.

This plan supports a continuous supply of eggs for the U.S. public, facilitates market continuity for the egg sector and its customers, and fosters a high level of government, industry, and consumer confidence in foreign animal disease (FAD) preparedness and response efforts.

A comprehensive market continuity plan, with both preparedness and response components, is necessary because egg production facilities do not have the capacity to store eggs or egg products for a prolonged period. In addition, just-in-time supply practices mean that a brief interruption in movement can result in serious shortages of eggs to consumers. Historically, HPAI outbreaks involved extensive prohibitions on the movement of poultry,¹ eggs, and egg industry products in geographical areas or broad jurisdictions as part of efforts to control and eradicate an outbreak.

A literature review is a critical part of the *SES Plan*, in order to make informed decisions about the survivability and transmissibility of avian influenza in eggs and egg industry products. Scientific studies of HPAI transmission dynamics, product-specific RAs, and the emergency management goal to better manage non-infected premises so as to not destroy eggs from healthy flocks have provided new insights on how to effectively eradicate an outbreak of HPAI while

¹ The USDA APHIS *HPAI Response Plan: The Red Book* defines, poultry as: chickens, and any of the following birds, if these other birds are kept, raised, captured, bred, or otherwise used for a commercial purpose: turkeys, ducks, geese, swans, pheasants, partridges, grouse, quail, guinea fowl, pea fowl, pigeons, doves, ostriches, emus, rheas, cassowaries. Commercial purposes include the production or sale of birds, or of their meat, eggs, or feathers. Does not include chickens or other birds displayed in a licensed exhibition or zoo.

simultaneously minimizing the disruption of egg movement in the food supply chain.

1.2 BENEFITS OF THE SECURE EGG SUPPLY PLAN

The *SES Plan* benefits consumers, industry, and regulatory agencies as follows:

- ◆ For consumers, the plan
 - ensures a continuous supply of fresh egg products;
 - reduces work disruption and negative economic impacts for rural communities; and
 - focuses on food safety in the event of an HPAI outbreak.
- ◆ For industry, the plan
 - enhances market continuity within and between States during an HPAI outbreak;
 - supports regionalization, compartmentalization, and international trade;
 - increases biosecurity, thereby promoting flock health by excluding many pathogens;
 - facilitates early detection of avian influenza in egg production flocks; and
 - prevents HPAI spread from an index outbreak to other egg production flocks.
- ◆ For regulatory agencies, the plan
 - supports the USDA APHIS *HPAI Response Plan: The Red Book*;
 - reinforces the National Response Framework and Incident Command System structures and processes;
 - furnishes information on biosecurity measures and diagnostic test results; and
 - sets guidelines for issuing permits to move eggs and egg industry products from Control Areas during an HPAI outbreak.

1.3 HOW THE SES PLAN WORKS

The *SES Plan* is developed based on current research and practice in multiple fields, including virology, flock husbandry, epidemiology, and RAs. The *SES Plan* provides science-based guidelines for permitting the movement of egg industry products from operations in an HPAI Control Area while effectively managing the risk of spread of HPAI virus. The Egg Sector Working Group developed the following science-based tools for the *SES Plan*:

- ◆ Animal health proactive RAs and public health interagency RAs
- ◆ Biosecurity requirements
- ◆ Surveillance guidelines
- ◆ Permit guidance
- ◆ A secure SES data portal for collecting data needed to make permit decisions
- ◆ Some States have developed and adopted memoranda of understanding or other mechanisms to implement the *SES Plan* during an outbreak.

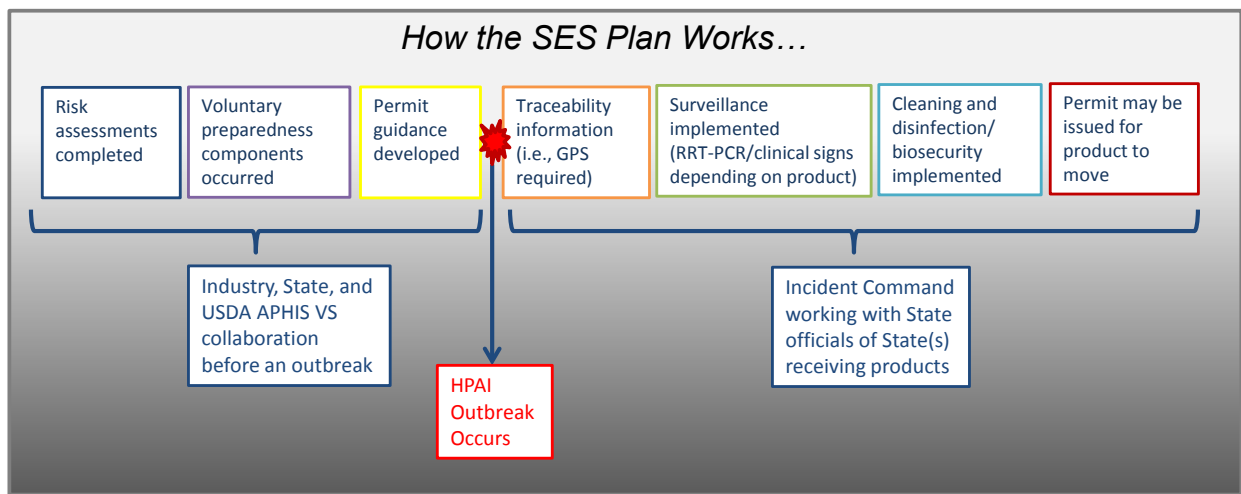
The *SES Plan* applies to all egg production facilities in an HPAI Control Area. Specific criteria must be fulfilled to qualify for movement permits. Employed in an outbreak, this plan provides a high degree of confidence that eggs and egg products moved into market channels do not contain HPAI virus through a combination of response components, which will be expected of all producers in the Control Area, and voluntary preparedness components which producers can implement to enable rapid compliance with the response components.

- ◆ Voluntary Preparedness Components:
 - Audited minimum biosecurity standards preapproved by the State Animal Health Official (SAHO) and USDA Assistant District Director (formerly Area Veterinarian in Charge)
 - Location verification using global positioning system (GPS) coordinates of participating farms
 - Training on how to complete the epidemiology questionnaire to identify potential exposure during an outbreak and on entry of data on flock production parameters into the secure SES data portal

- Training on procedures to collect and submit samples for the active surveillance program using real-time reverse transcriptase polymerase chain reaction (RRT-PCR) testing.²
- ◆ Expected Response Components include
 - Surveillance, including mortality and RRT-PCR testing
 - Elevated biosecurity
 - Product-specific biosecurity
 - Flock data available to Incident Commander
 - Epidemiological assessment
 - Permits
 - Collaboration between States moving products and Incident Command (IC).

The *SES Plan* uses science- and risk-based preparedness and response components (see Figure 1-1) to provide guidance on permitting the movement of eggs and egg industry products from a Control Area during an HPAI outbreak.

Figure 1-1. How the SES Plan Works



² The RRT-PCR test is not a pathotyping assay, and cannot separate HPAI from low pathogenicity strains. However, RRT-PCR testing can be used as a means to know that targeted avian influenza strains (both low and high pathogenicity) are present if there is a positive RRT-PCR. All discussion in this plan related to the detection of HPAI by RRT-PCR is in reference to the surveillance of HPAI in an outbreak situation, after HPAI has been characterized by virus isolation and/or other pathotyping assays. If positive RRT-PCR tests are obtained with no confirmation of illness or mortality, further pathotyping will be conducted to determine the presence of HPAI.

1.3.1 Proactive Risk Assessments

The University of Minnesota and the USDA APHIS Centers for Epidemiology and Animal Health (CEAH), in collaboration with representatives from the U.S. egg industry, completed a series of proactive RAs to estimate the risk of HPAI transmission to epidemiologically linked poultry premises through the movement of various egg industry products and associated handling materials. The active surveillance protocol of testing pools of dead birds via RRT-PCR testing and monitoring flocks for clinical signs of disease was considered in the analyses. Additional product specific risk mitigation measures, such as on-farm holding of eggs before movement, applicable Federal regulations, and cleaning and disinfection (C&D) measures to be implemented during an outbreak, were also considered in the risk evaluation. In general, the following factors were considered in the approach used by risk analysts:

- ◆ Characteristics of HPAI in infected hens and HPAI spread within an infected table-egg layer flock.
- ◆ Likelihood of eggs laid by HPAI infected chickens being contaminated with virus.
- ◆ The variability in detecting HPAI infection with various active surveillance protocols given the prevalence of HPAI in the pools of daily mortality.
- ◆ The frequency of product movement.

Currently, no epidemiological evidence links the consumption of shell eggs or egg products to human illness caused by HPAI virus.³

The proactive risk assessments provide a risk designation for the particular movement evaluated by the risk assessment. These designations are as follows:

- ◆ Low Risk

The term *low risk* means it is highly unlikely that movement of the product will cause infection in another poultry production premises. The determination of *low risk* suggests that although not a strict requirement, additional resources to further evaluate or mitigate this risk may be considered (depending on circumstances).

- ◆ Negligible Risk

³ USDA Food Safety and Inspection Service (FSIS), Food and Drug Administration (FDA), and USDA APHIS, *Interagency Risk Assessment for the Public Health Impact of Highly Pathogenic Avian Influenza Virus in Poultry, Shell Eggs, and Egg Products*, May 2010 p. 11, http://www.fsis.usda.gov/PDF/HPAI_Risk_Assess_May2010.pdf.

The term *negligible risk* means that the likelihood of the product movement causing infection in another poultry production premises is insignificant or not worth considering. The determination of *negligible risk* suggests that allocating additional resources to mitigate this risk may not be a cost-effective use of resources.

Through the application of RA approaches, animal health and food safety regulatory authorities may permit the movement of eggs off the farm and into market channels for human consumption. Complete RAs can be found at the Secure Egg Supply website: <http://secureeggsupply.com>.

1.3.2 Interagency Risk Assessment for the Public Health— Impact of Highly Pathogenic Avian Influenza Virus in Poultry, Shell Eggs, and Egg Products

This interagency RA was conducted by the USDA Food Safety Inspection Service (FSIS) in collaboration with the Food and Drug Administration (FDA) and APHIS. This quantitative RA provides a science-based, analytical approach to collate and incorporate available data into a mathematical model, and it provides risk managers a decision-support tool to evaluate the effectiveness of interventions to reduce or prevent foodborne illness from HPAI in the United States.⁴

1.3.3 The Voluntary Preparedness Components of the SES Plan

Egg producers, who wish to reduce the time required to meet the criteria for moving whole shell eggs, can voluntarily participate and complete these preparedness components. Objectives are (a) to minimize the risk of exposure of poultry flocks to HPAI and to thereby limit the spread of HPAI during an outbreak, and (b) to provide a high level of confidence that whole shell eggs entering market channels for human consumption are free of HPAI virus. Details of the Voluntary Preparedness Components of the *SES Plan* are found in [Supplement 6](#).

During a response to an HPAI outbreak, animal health regulatory officials will need time to ascertain premises' biosecurity practices, determine exposure to dangerous contacts with Infected Premises, and conduct daily surveillance of flocks in the Control Area. The components of the plan are as follows:

- ◆ Voluntary enrollment by egg premises before an outbreak occurs.

⁴ USDA FSIS, FDA, and USDA APHIS, *Interagency Risk Assessment for the Public Health Impact of Highly Pathogenic Avian Influenza Virus in Poultry, Shell Eggs, and Egg Products*, May 2010, http://www.fsis.usda.gov/PDF/HPAI_Risk_Assess_May2010.pdf.

- ◆ Audited minimum biosecurity standards for egg farms preapproved by the SAHO or the USDA Assistant District Director (formerly Area Veterinarian in Charge).
- ◆ Location verification of participating farms.
- ◆ Epidemiology data to identify potential exposure during an outbreak and to document flock production parameters.
- ◆ Active surveillance in each layer house as stated in the surveillance guidelines in a Control Area via daily RRT-PCR testing.
- ◆ A secure website to share information with Incident Commanders and authorized personnel.
- ◆ Training on completion of the epidemiology questionnaire, collection and submission of samples for surveillance, and entry of data into the secure SES data portal.

1.3.4 Permit Guidance

The RAs, surveillance guidelines, and biosecurity measures have been used to develop science-based guidelines for permitting the movement of eggs and egg industry products from operations in an HPAI Control Area. Movement will be allowed by permit for products from flocks inside a Control Area that meet epidemiological and biosecurity standards and test negative for HPAI, including any unsold inventories on hand. Table 1-1 shows guidance for the permitting of eggs and egg industry products in the event of an HPAI outbreak.

Table 1-1. Summary of Permit Requirements for Egg Industry Products during an HPAI Outbreak

Product	The proactive risk assessment for movement is:	And traceability information (premises ID, GPS coordinates, or other) is available:	And production parameters are normal:	And the following biosecurity measures are in place (please see the product-specific sections for the list of steps involved in each of these measures):	And the premises biosecurity is acceptable?	And the epidemiological assessment is acceptable?	And the RRT-PCR result is negative?	Action:	Permit guidance to move product:	And the second RRT-PCR result is negative?	Action:	Permit guidance to move product:
Pasteurized liquid egg	Negligible	YES	YES	1. Truck and driver biosecurity		<i>These steps are not required for this product.</i>					Issue PERMIT to move to market	
Non-pasteurized liquid egg	Negligible	YES	YES	1. Truck and driver biosecurity	NA	NA	YES	➔	Issue PERMIT to move to pasteurization			Non-pasteurized liquid egg becomes pasteurized liquid egg
Washed and sanitized shell eggs (to premises without poultry)	Negligible	YES	YES	1. Truck and driver biosecurity 2. Product-specific biosecurity	YES	YES	YES	➔	Issue PERMIT to move off premises to a storage or holding area	YES	➔	Issue PERMIT to move to market for eggs collected 2 days earlier
Washed and sanitized shell eggs (to premises with poultry)	Low	YES	YES	1. Truck and driver biosecurity 2. Product-specific biosecurity	YES	YES	YES	➔	Issue PERMIT to move off premises to a storage or holding area	YES	➔	Issue PERMIT to move to market for eggs collected 2 days earlier
Nest run shell eggs	Low	YES	YES	1. Truck and driver biosecurity 2. Product-specific biosecurity	YES	YES	YES	➔	NO PERMIT issued until 2 negative RRT-PCR tests	YES	➔	Issue PERMIT to move to processing for eggs collected 2 days earlier (can move immediately to market after processing)
Layer hatching eggs	Low	YES for both the breeder farm and the hatchery	YES	1. Truck and driver biosecurity 2. Product-specific biosecurity	YES	YES	YES	➔	NO PERMIT issued until 2 negative RRT-PCR tests	YES	➔	Issue PERMIT to move to hatchery or processing for eggs collected 2 days earlier
Layer day-old chicks	Low	YES for both the hatchery and the pullet farm	NA	1. Truck and driver biosecurity 2. Product-specific biosecurity 3. No eggs from RRT-PCR positive breeder flocks in hatchery egg room	YES	YES	NA		NA	NA	➔	Issue PERMIT to move layer day-old chicks to pullet farm; 21-day quarantine at pullet premises

Table 1-1. Summary of Permit Requirements for Egg Industry Products during an HPAI Outbreak (continued)

Product	The proactive risk assessment for movement is:	And traceability information (premises ID, GPS coordinates, or other) is available:	And production parameters are normal:	And the following biosecurity measures are in place (please see the product-specific sections for the list of steps involved in each of these measures):	And the premises biosecurity is acceptable?	And the epidemiological assessment is acceptable?	And the RRT-PCR result is negative?	And the second RRT-PCR result is negative?	Action:	Permit guidance to move product:
Dry Eggshells	Negligible	YES	YES	1. Truck and driver biosecurity 2. Product-specific biosecurity	YES	YES	YES	NA	→	Issue PERMIT to move to feed mill
Inedible egg product (from premises without poultry) to pasteurization or landfill	Negligible	YES	NA	1. Truck and driver biosecurity	YES	YES	NA	NA	→	Issue PERMIT to move to pasteurization or land fill
Inedible egg product (from premises with poultry) to pasteurization	Low	YES	YES	1. Truck and driver biosecurity 2. Product-specific biosecurity	YES	YES	YES	YES	→	Issue PERMIT to move to pasteurization
Inedible egg product (from premises with poultry) to landfill	Negligible	YES	YES	1. Truck and driver biosecurity 2. Product-specific biosecurity	YES	YES	YES	NA	→	Issue PERMIT to move to landfill
Wet Eggshells (to premises without poultry) to landfill	Negligible	YES	YES	1. Truck and driver biosecurity 2. Product-specific biosecurity	YES	YES	YES	NA	→	Issue PERMIT to move to landfill
Wet Eggshells (to premises without poultry) to land application	Negligible	YES	YES	1. Truck and driver biosecurity 2. Product-specific biosecurity	YES	YES	YES	YES	→	Issue PERMIT to move to land application
Wet Eggshells (to premises without poultry) to drying	Low	YES	YES	1. Truck and driver biosecurity 2. Product-specific biosecurity	YES	YES	YES	NA	→	Issue PERMIT to move to drying

1.3.5 Surveillance Guidelines

The recommendations for surveillance of poultry within an HPAI Control Area were prepared by CEAH, National Surveillance Unit, based on expert opinion, published research, and previous surveillance guidelines. The guidelines specify that flocks are to be monitored daily for obvious signs and symptoms of disease, such as an increase in mortality.

The potential presence of infection from flocks that do not exhibit signs of the disease and that show no unexpected increase in mortality will be monitored by testing chickens from each house on the farm by the RRT-PCR or other suitable procedure as determined by IC and as appropriate for the product being moved.

The normal production parameters are defined as daily mortality of less than 3 times the past 7-day average or less than 0.03 percent. The estimated probability of a false positive is 0.4 percent, and the average detection threshold is 0.09 percent. For example, a 100,000-bird house had a 30-per-day average (0.03 percent) mortality over the last 7 days, so to remain normal, the daily mortality must be less than 90 dead birds per day. If mortality is less than 90 dead birds per day, there is no mortality trigger because mortality is too low.

The following criteria are used for HPAI testing of flocks:

- ◆ A minimum of 5 or 11 dead or euthanized ill chickens (dead birds) per 50 dead birds (5-bird pool or 11-bird pool) from daily mortality from each house (flock) are placed in a leak-proof container (such as a heavy-duty plastic garbage bag) each morning. Each container is labeled with the farm of origin, house of origin, number of birds found dead in the house that day, and the premises identification. After samples have been taken, farm personnel dispose of the carcasses in accordance with a biosecure protocol. Surveillance consists of a RRT-PCR test from one 5-bird pool or 11 bird pool sample per 50 dead birds from each house on the premises. Movement of products may require one or more negative RRT-PCR results (5-bird pools or 11-bird pools) from each house on the premises. When a hold is required for movement—in addition to negative RRT-PCR results—at least one of the two required RRT-PCR tests must be taken on the second day of holding or later. For products that move daily, one 5-bird pool or one 11-bird pool from each house on the premises must test negative by RRT-PCR on each subsequent day. Product specific testing protocols are found later in this document.
- ◆ A State or Federal regulatory official or an IC-authorized person takes an “oropharyngeal” swab from each chicken. Five oropharyngeal swabs from 5 chickens or 11 oropharyngeal swabs from 11 chickens are pooled in a tube containing brain-heart infusion (BHI) broth. Sample pooling is done per house. The swabs are pooled in a tube containing the appropriate amount of BHI broth for the number of swabs. Please note that in the case

of an 11 swab pool, swabs will be added to the tube, swirled in the media, squeezed out and removed from the tube. Samples will be submitted as directed by IC to an authorized State veterinary diagnostic laboratory (VDL). **For any questions on proper diagnostic sample collection or submission procedures, please contact your State VDL.** These samples must be submitted on the day of sample collection by a State or Federal regulatory official or the IC-authorized person. The State VDL and IC establish the time of day by which samples must be submitted to an authorized VDL (for example, by 12:30 p.m.). VDL personnel perform RRT-PCR testing on these samples immediately upon receipt and electronically send test results to the IC by the end of each day. The IC reports the test result information to the farm manager as soon as it is available. If the RRT-PCR test on the dead bird pool is not negative or if the daily mortality spikes (over 3 times the 7-day average daily mortality), additional diagnostic testing is conducted.

1.4 SPECIFIC SES PLAN CONTENTS

The rest of this document contains product-specific chapters based on the following:

- ◆ Proactive product-specific RAs.
- ◆ RRT-PCR testing of samples from each flock on a farm as stated in the surveillance guidelines.
- ◆ Flock observation for abnormal clinical signs, egg production rate, and mortality (mortality must be less than 3 times the past 7-day average or less than 0.03 percent).
- ◆ C&D practices performed by egg producers.
- ◆ Application of product-specific biocontainment procedures, including, a 2-day holding period to move eggs and egg industry products off the farm to market for specific products.

Each product-specific chapter discusses the risk and permitting of particular eggs and egg products. In each of the chapters, there is an executive summary of the RA for that specific product, permit guidance for that product, and an example permit. The products covered are the following:

- ◆ Pasteurized Liquid Egg ([Chapter 2](#))
- ◆ Non-pasteurized Liquid Egg ([Chapter 3](#))
- ◆ Washed and Sanitized Shell Eggs ([Chapter 4](#))

- ◆ Nest Run Shell Eggs ([Chapter 5](#))
- ◆ Layer Hatching Eggs ([Chapter 6](#))
- ◆ Layer Day-Old Chicks ([Chapter 7](#))
- ◆ Shells and Inedible Egg Product ([Chapter 8](#)).

A proactive RA is currently in progress for manure. As additional proactive RAs are completed, chapters will be added to the document.

1.5 SUPPLEMENTAL MATERIAL

In order to keep this plan as simple and streamlined as possible, some sections have been removed from this document but are available online at <http://secureeggsupply.com>. Those sections are the following:

- ◆ *Surveillance guidelines*: Provides rationale and guidance for sampling sizes, sampling frequency, diagnostic (RRT-PCR) test sensitivity, and recommended actions depending on the presence or absence of disease.
- ◆ *Cleaning and disinfection guidelines*: These model procedures and guidelines have originally been proposed by the U.S. egg industry to support the permitted movement of egg industry products from monitored flocks. The procedures demonstrate how minimum biosecurity requirements can be met. However, to provide flexibility, individual companies or locations may adapt equivalent procedures to fit their particular needs while still meeting or exceeding the minimum criteria.
- ◆ *Permitted movement checklists*: A comprehensive set of checklists for the measures described in the permit guidance sections of *SES Plan*. The checklists must be followed strictly, and any modifications need to be approved by the IC.
- ◆ *Proactive product-specific risk assessments*: Estimates the risk of transmission to epidemiologically linked poultry premises through the movement of eggs and egg industry products and associated handling materials. Used to develop science-based guidelines for permitting the movement of eggs and egg industry products from an HPAI Control Area.
- ◆ *Permit examples*: These example forms are provided as a tool for Incident Commanders and company farm managers for documenting that movement criteria for specific egg industry products have been met as required in the *SES Plan*. The example permits comprise the permit guidance criteria from the *SES Plan* reformatted to support documentation and verification in an outbreak.

- ◆ The *Voluntary Preparedness Components of the SES Plan*:
 - *Compliance with biosecurity checklist for egg production premises and completion of audits*: 45 measures that can be implemented prior to or during an outbreak that would reduce the risk of introducing HPAI virus onto production premises.
 - *Location verification using GPS coordinates.*
 - *Training on completion of the epidemiological questionnaire and entry of flock data into the secure SES data portal.*
 - *Training on procedures to collect and submit samples for the active surveillance program using RRT-PCR.*

Chapter 2

Pasteurized Liquid Egg

2.1 RISK ASSESSMENT: NEGLIGIBLE

Liquid eggs pasteurized at the farm of origin or in a processing plant or other cooked or pasteurized eggs do not contain live avian influenza virus, represent negligible risk, and can move into market channels by permit if the criteria in Section 2.2 are met. USDA FSIS inspected, pasteurized, or precooked egg products produced within the Control Area may move within or out of the Control Area by permit.

The pasteurized liquid egg risk assessment can be found at the SES website: www.secureeggssupply.com.

2.2 PERMIT GUIDANCE

- Traceability information (premises identification (ID), GPS coordinates, or other) is available.
- Flock production parameters are normal.
- The following biosecurity steps are in place.

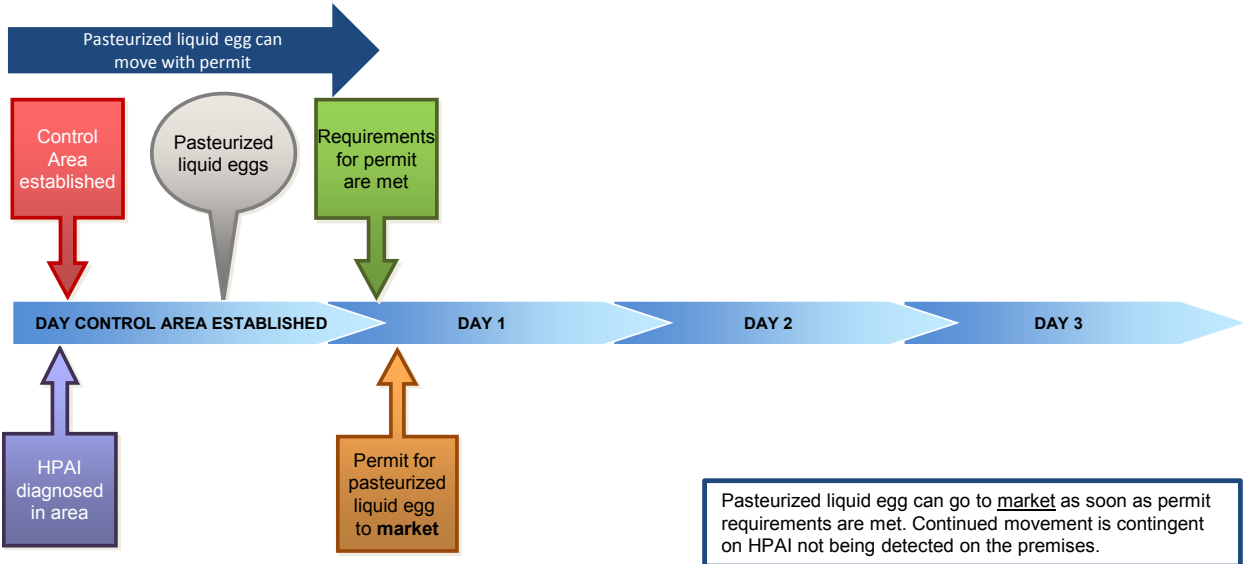
Biosecurity: Truck and Driver Steps

- ✓ The cargo interior and exterior of the transport vehicle must be cleaned and disinfected.
- ✓ The driver should remain inside the cab of the vehicle. If the driver gets out of the vehicle, the cab interior must be cleaned and disinfected, and the driver must wear protective clothing, such as disposable boots and gloves, and remove them before getting back in the cab.
- ✓ The tires and wheel wells must also be cleaned and disinfected before leaving the premises within the Control Area.

If all of the above are true, issue a permit to move pasteurized liquid egg to market.

Figure 2-1 illustrates the permitting of pasteurized liquid egg.

Figure 2-1. Permitting of Pasteurized Liquid Egg



INITIAL PERMIT FOR MOVEMENT OF PASTEURIZED LIQUID EGG TO MARKET FROM AN ON-FARM PASTEURIZATION FACILITY

PERMIT NUMBER: XX.0 _____ **DATE OF PERMIT:** _____

*xx is premises number, initial permits will be numbered zero and subsequent permits 1, 2, 3, and so on.

Shipment is permitted from _____ (premises name and 911 address) to _____ (market).

- ❖ The cargo interior and exterior of the transport vehicle must be cleaned and disinfected. The driver should remain inside the cab of the vehicle. If the driver gets out of the vehicle, the cab interior must be cleaned and disinfected, and the driver must wear protective clothing, such as disposable boots and gloves, and remove them before getting back in the cab. The tires and wheel wells must be cleaned and disinfected when leaving premises within the Control Area.

I certify that the flock of origin of the pasteurized liquid egg has met the permit criteria as stated in the Secure Egg Supply Plan.

/

Incident Commander	Printed Name and Signature	Date (mm/dd/yyyy)
--------------------	----------------------------	-------------------

I certify that the production parameters for the flock of origin of the pasteurized liquid egg are within normal range on the date of shipment.

/

Premises Manager	Printed Name and Signature	Date of shipment (mm/dd/yyyy)
------------------	----------------------------	-------------------------------

The Incident Command (IC) may issue the initial permit if the premises is compliant with the permit guidance. Subsequent permits for movement of this product may be issued by the premises manager unless a significant change in production parameters occurs, the flock is found to have a positive real-time reverse transcriptase polymerase chain reaction (RRT-PCR) result for highly pathogenic avian influenza (HPAI), or some other significant event occurs such as the onset of obvious clinical signs of HPAI or a determination is made that the flock is a Contact Premises. On an ongoing basis the IC will monitor RRT-PCR results from each flock and will review flock production parameters to confirm the flock continues to be eligible for this permit.

SUBSEQUENT PERMIT FOR MOVEMENT OF PASTEURIZED LIQUID EGG TO MARKET FROM AN ON-FARM PASTEURIZATION FACILITY

PERMIT NUMBER: XX.1 **DATE OF PERMIT:** _____

*xx is premises number, subsequent permits should be renumbered, 2, 3, 4, and so on.

Shipment is permitted from _____ (premises name and 911 address)
to _____ (market).

- ❖ The cargo interior and exterior of the transport vehicle must be cleaned and disinfected. The driver should remain inside the cab of the vehicle. If the driver gets out of the vehicle, the cab interior must be cleaned and disinfected, and the driver must wear protective clothing, such as disposable boots and gloves, and remove them before getting back in the cab. The tires and wheel wells must be cleaned and disinfected when leaving premises within the Control Area.

I certify that the production parameters for the flock of origin of the pasteurized liquid egg are within normal range today.

/

Premises Manager Printed Name and Signature Date of shipment (mm/dd/yyyy)

Emergency Contact Information

Cell phone Land line E-mail

The Incident Command (IC) may issue the initial permit if the premises is compliant with the permit guidance. Subsequent permits for movement of this product may be issued by the premises manager unless a significant change in production parameters occurs, the flock is found to have a positive real-time reverse transcriptase polymerase chain reaction (RRT-PCR) result for highly pathogenic avian influenza (HPAI), or some other significant event occurs such as the onset of obvious clinical signs of HPAI or a determination is made that the flock is a Contact Premises. On an ongoing basis the IC will monitor RRT-PCR results from each flock and will review flock production parameters to confirm the flock continues to be eligible for this permit.

INITIAL PERMIT FOR MOVEMENT OF PASTEURIZED LIQUID EGG TO MARKET FROM A PASTEURIZATION FACILITY WITHIN THE CONTROL AREA

PERMIT NUMBER: XX.0 _____ **DATE OF PERMIT:** _____

*xx is premises number, initial permits will be numbered zero and subsequent permits 1, 2, 3, and so on.

Shipment is permitted from _____ (premises name and 911 address)
to _____ (market).

- ❖ The cargo interior and exterior of the transport vehicle must be cleaned and disinfected. The driver should remain inside the cab of the vehicle. . If the driver gets out of the vehicle, the cab interior must be cleaned and disinfected, and the driver must wear protective clothing, such as disposable boots and gloves, and remove them before getting back in the cab. The tires and wheel wells must be cleaned and disinfected when leaving premises within the Control Area.

I certify that this pasteurized liquid egg facility has met the permit criteria as stated in the Secure Egg Supply Plan.

/

Incident Commander Printed Name and Signature Date (mm/dd/yyyy)

I certify that eggs, from the Control Area, in this shipment of pasteurized liquid egg arrived under permit.

/

Premises Manager Printed Name and Signature Date of shipment (mm/dd/yyyy)

The Incident Command (IC) may issue the initial permit if the premises is compliant with the permit guidance. Subsequent permits for movement of this product may be issued by the premises manager unless notified by IC to stop movement of product from this facility.

SUBSEQUENT PERMIT FOR MOVEMENT OF PASTEURIZED LIQUID EGG TO MARKET FROM A PASTEURIZATION FACILITY WITHIN THE CONTROL AREA

PERMIT NUMBER: XX.1 _____ **DATE OF PERMIT:** _____

*xx is premises number, subsequent permits should be renumbered, 2, 3, 4, and so on.

Shipment is permitted from _____ (premises name and 911 address)

to _____ (market).

- ❖ The cargo interior and exterior of the transport vehicle must be cleaned and disinfected. The driver should remain inside the cab of the vehicle. If the driver gets out of the vehicle, the cab interior must be cleaned and disinfected and the driver must wear protective clothing, such as disposable boots and gloves, and remove them before getting back in the cab. The tires and wheel wells must be cleaned and disinfected when leaving premises within the Control Area.

I certify that eggs, from the Control Area, in this shipment of pasteurized liquid egg arrived under permit.

Premises Manager / Printed Name and Signature Date of shipment (mm/dd/yyyy)

Emergency Contact Information

Cell phone Land line E-mail

The Incident Command (IC) may issue the initial permit if the premises is compliant with the permit guidance. Subsequent permits for movement of this product may be issued by the premises manager unless notified by IC to stop movement of product from this facility.

Chapter 3

Non-Pasteurized Liquid Egg

3.1 RISK ASSESSMENT: NEGLIGIBLE

Non-pasteurized liquid egg originating from premises where RRT-PCR results are negative for HPAI, moving to premises for pasteurization, represent a negligible risk and may move within or out of the Control Area by permit if the criteria in Section 3.2 are met. Non-pasteurized liquid egg may move in officially USDA FSIS-sealed vehicles from breaking operations within the Control Area to pasteurization plants within or outside the Control Area by permit.

The non-pasteurized liquid egg risk assessment can be found at the SES website: www.secureeggssupply.com.

3.2 PERMIT GUIDANCE

- Traceability information (premises ID, GPS coordinates, or other) is available.
- Flock production parameters are normal.
- The following biosecurity steps are in place.

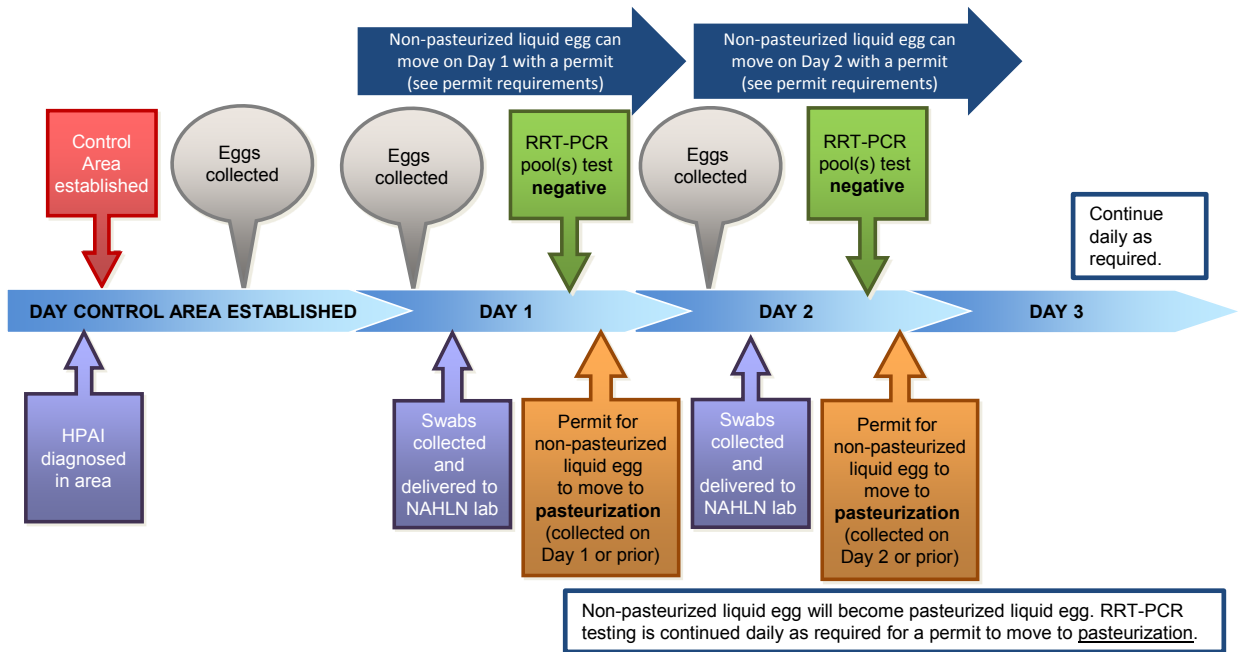
Biosecurity: Truck and Driver Steps

- The cargo interior and exterior of the transport vehicle must be cleaned and disinfected.
 - The driver should remain inside the cab of the vehicle. If the driver gets out of the vehicle, the cab interior must be cleaned and disinfected, and the driver must wear protective clothing, such as disposable boots and gloves, and remove them before getting back in the cab.
 - The tires and wheel wells must also be cleaned and disinfected before leaving the premises within the Control Area.
- The RRT-PCR result is negative for HPAI on the day of movement (one 5-bird pool or 11-bird pool sample per 50 dead birds from each house on the premises).

If all of the above are true, issue permit to move non-pasteurized liquid egg to pasteurization.

Figure 3-1 illustrates the permitting of non-pasteurized liquid egg.

Figure 3-1. Permitting of Non-Pasteurized Liquid Egg



Note: NAHLN = National Animal Health Laboratory Network.

INITIAL PERMIT FOR MOVEMENT OF NON-PASTEURIZED LIQUID EGG TO PASTEURIZATION

PERMIT NUMBER: XX.0 DATE OF PERMIT: _____

*xx is premises number, initial permits will be numbered zero and subsequent permits 1, 2, 3, and so on.

Shipment is permitted from _____ (premises name & 911 address) to _____ (pasteurization plant).

- ❖ The cargo interior and exterior of the transport vehicle must be cleaned and disinfected. The driver should remain inside the cab of the vehicle. If the driver gets out of the vehicle, the cab interior must be cleaned and disinfected, and the driver must wear protective clothing, such as disposable boots and gloves, and remove them before getting back in the cab. The truck's tires and wheel wells must be cleaned and disinfected when leaving premises within the Control Area.
- ❖ This permit is only valid if accompanied by a negative real-time reverse transcriptase polymerase chain reaction (RRT-PCR) test for highly pathogenic avian influenza (HPAI) conducted on a pooled sample of oropharyngeal swabs from 5 dead birds or 11 dead birds out of every 50 dead birds from each house on the premises. (The test must be conducted by a National Animal Health Laboratory Network laboratory.)

Date of current negative RRT-PCR test for HPAI: _____ (This permit allows movement of product from the premises of origin until the next day's RRT-PCR test results are available.)

This permit is valid ONLY if a copy of the current negative RRT-PCR test results for this flock is attached.

I certify that the flock of origin of the non-pasteurized liquid egg has met the permit criteria as stated in the Secure Egg Supply Plan.

/

Incident Commander	Printed Name and Signature	Date (mm/dd/yyyy)
--------------------	----------------------------	-------------------

I certify that the production parameters for the flock of origin of the non-pasteurized liquid egg are within normal range on the date of shipment.

/

Premises Manager	Printed Name and Signature	Date of shipment (mm/dd/yyyy)
------------------	----------------------------	-------------------------------

The Incident Command (IC) may issue the initial permit as soon as negative RRT-PCR test results have been received if the premises is compliant with the permit guidance. Subsequent permits for movement of this product may be issued by the premises manager unless a significant change in production parameters occurs, the flock is found to have a positive RRT-PCR result for HPAI, or some other significant event occurs such as the onset of obvious clinical signs of HPAI or a determination is made that the flock is a Contact Premises. On an ongoing basis, the IC will monitor RRT-PCR results from each flock and will review flock production parameters to confirm the flock continues to be eligible for this permit.

SUBSEQUENT PERMIT FOR MOVEMENT OF NON-PASTEURIZED LIQUID EGG TO PASTEURIZATION

PERMIT NUMBER: XX.1 _____ **DATE OF PERMIT:** _____

*xx is premises number, subsequent permits should be numbered 2, 3, 4, and so on.

Shipment is permitted from _____ (premises name & 911 address)

to _____ (pasteurization plant).

- ❖ The cargo interior and exterior of the transport vehicle must be cleaned and disinfected. The driver should remain inside the cab of the vehicle. If the driver gets out of the vehicle, the cab interior must be cleaned and disinfected, and the driver must wear protective clothing, such as disposable boots and gloves, and remove them before getting back in the cab. The truck's tires and wheel wells must be cleaned and disinfected when leaving premises within the Control Area.
- ❖ This permit is only valid if accompanied by a negative real-time reverse transcriptase polymerase chain reaction (RRT-PCR) test for highly pathogenic avian influenza (HPAI) conducted on a pooled sample of oropharyngeal swabs from 5 dead birds or 11 dead birds out of every 50 dead birds from each house on the premises. (The test must be conducted by a National Animal Health Laboratory Network laboratory.)

Date of current negative RRT-PCR test for HPAI: _____ (This permit allows movement of product from the premises of origin until the next day's RRT-PCR test results are available.)

This permit is valid ONLY if a copy of the current negative RRT-PCR test results for this flock is attached.

I certify that the production parameters for the flock of origin of the non-pasteurized liquid egg are within normal range today.

/

Premises Manager	Printed Name and Signature	Date of shipment (mm/dd/yyyy)
------------------	----------------------------	-------------------------------

Emergency Contact Information

Cell phone	Land line	E-mail
------------	-----------	--------

The Incident Command (IC) may issue the initial permit as soon as negative RRT-PCR test results have been received if the premises is compliant with the permit guidance. Subsequent permits for movement of this product may be issued by the premises manager unless a significant change in production parameters occurs, the flock is found to have a positive RRT-PCR result for HPAI, or some other significant event occurs such as the onset of obvious clinical signs of HPAI or a determination is made that the flock is a Contact Premises. On an ongoing basis, the IC will monitor RRT-PCR results from each flock and will review flock production parameters to confirm the flock continues to be eligible for this permit.

Chapter 4

Washed and Sanitized Shell Eggs

4.1 RISK ASSESSMENT (MOVING TO PREMISES WITHOUT POULTRY): NEGLIGIBLE

Washed and sanitized—in a 100–200 parts per million (ppm) chlorine solution—shell eggs, from egg farms in an HPAI Control Area where RRT-PCR results are negative for HPAI, that are moving to a premises without poultry and destined for food service, retail marketing, further processing, or for breaking represent a negligible risk and may move within or out of the Control Area by permit if the criteria in [Section 4.2](#) are met.

The washed and sanitized shell eggs risk assessment can be found at the SES website: www.secureeggssupply.com.

4.2 PERMIT GUIDANCE (MOVING TO PREMISES WITHOUT POULTRY)

- Traceability information (premises ID, GPS coordinates, or other) is available.
- Flock production parameters are normal.
- The following biosecurity steps are in place.

Biosecurity: Truck and Driver Steps

- ✓ The cargo interior and exterior of the transport vehicle must be cleaned and disinfected.
- ✓ The driver should remain inside the cab of the vehicle. If the driver gets out of the vehicle, the cab interior must be cleaned and disinfected, and the driver must wear protective clothing, such as disposable boots and gloves, and remove them before getting back in the cab.
- ✓ The tires and wheel wells must also be cleaned and disinfected before leaving the premises within the Control Area.
- Additional product-specific biosecurity steps are in place.

Biosecurity: Product-Specific Steps for Washed and Sanitized Shell Eggs (Moving to Premises without Poultry)

- ✓ The transport vehicle shall be sealed by farm or company personnel under the authorization of the IC.

- ✓ Egg-handling materials used in the transport of eggs to breaking or further processing plants must be destroyed at the final destination or cleaned and sanitized (following accepted procedures).

- The RRT-PCR result is negative for HPAI (one 5-bird pool or 11-bird pool sample per 50 dead birds from each house on the premises).

If all of the above are true, issue a permit to move washed and sanitized shell eggs (to premises without poultry) off the farm to a storage or holding area.

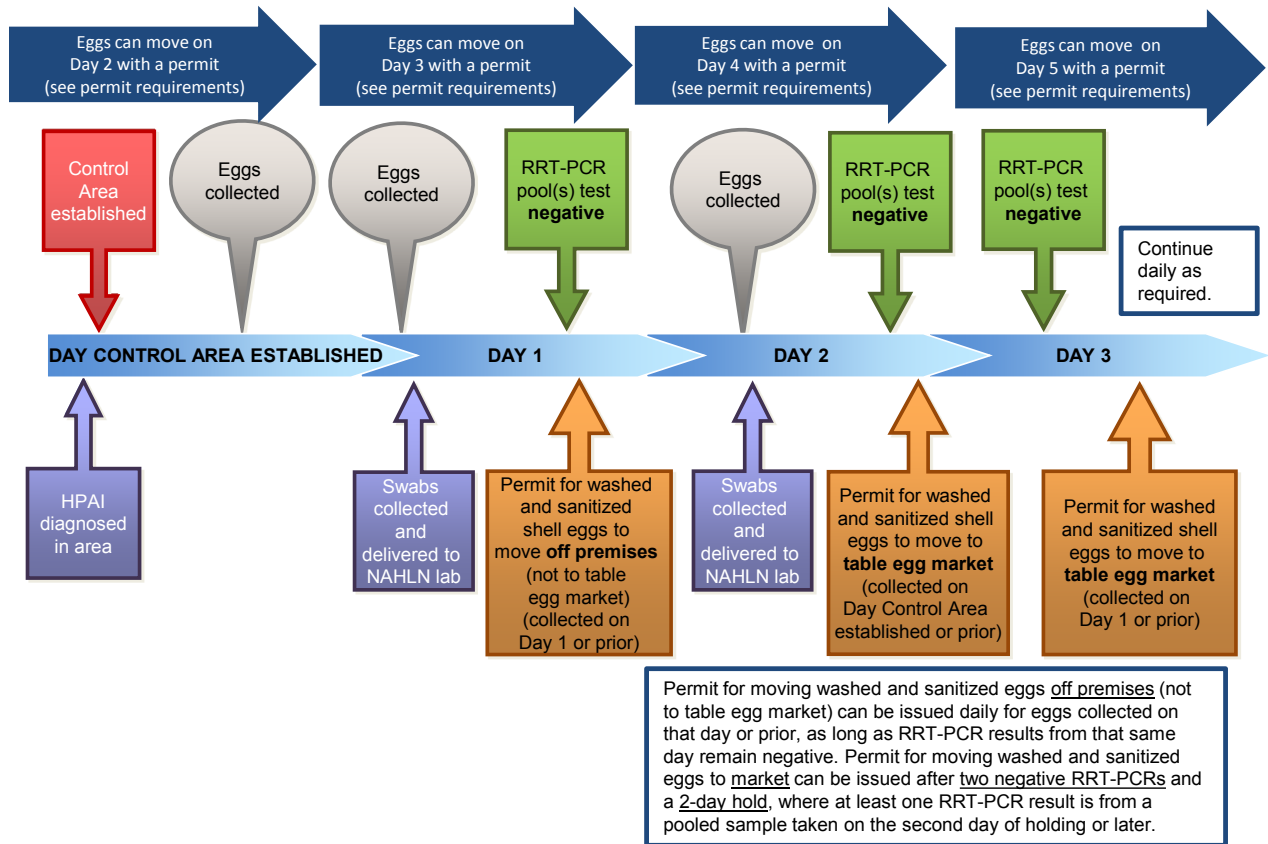
- The premises' (farm of origin) biosecurity measures are acceptable to State and/or Federal officials.
- The epidemiological assessment is complete (farm of origin), and indicates no dangerous contacts with Infected Premises.
- The second RRT-PCR result is negative for HPAI (one 5-bird pool or 11-bird pool sample per 50 dead birds from each house on the premises).

If all of the above are true, issue a permit to move washed and sanitized shell eggs to market for eggs collected 2 days earlier.

Daily surveillance consists of one RRT-PCR test for each pooled sample of 5 dead or euthanized sick chickens or 11 dead or euthanized sick chickens per 50 dead chickens from each house on the premises. A minimum of 5 dead chickens or 11 dead chickens from daily mortality or from euthanized sick birds from each house (flock) must be tested each day. To move off premises, a permit for washed and sanitized shell eggs (not to table egg market) can be issued daily for eggs collected on that day or prior, as long as RRT-PCR results from that same day remain negative. To move into market channels for human consumption, two negative RRT-PCR tests AND a 2-day hold are required where at least one RRT-PCR result is from a pooled sample taken on the second day of holding or later.

Figure 4-1 depicts washed and sanitized shell eggs movement with two negative RRT-PCR tests and a 2-day hold.

Figure 4-1. Permitting of Washed and Sanitized Eggs (Moving to Premises without Poultry) to Market with a 2-Day Hold and 2 Negative RRT-PCR Tests



INITIAL PERMIT FOR MOVEMENT OF WASHED AND SANITIZED SHELL EGGS TO PREMISES WITHOUT POULTRY (OTHER THAN DIRECTLY TO MARKET)

PERMIT NUMBER: XX.1 DATE OF PERMIT: _____

*xx is premises number, initial permits will be numbered zero and subsequent permits 1, 2, 3, and so on.

Shipment is permitted from _____ (premises name & 911 address)

to _____ (premises without poultry).

❖ The cargo interior and exterior of the transport vehicle must be cleaned and disinfected. The driver should remain inside the cab of the vehicle. If the driver gets out of the vehicle, the cab interior must be cleaned and disinfected, and the driver must wear protective clothing, such as disposable boots and gloves, and remove them before getting back in the cab. The tires and wheel wells must be cleaned and disinfected when leaving premises within the Control Area.

❖ Transport vehicle must be sealed by premises or company personnel under authorization of Incident Command (IC).

SEAL #: _____

❖ This permit is only valid if accompanied by a negative real-time reverse transcriptase polymerase chain reaction (RRT-PCR) test for highly pathogenic avian influenza (HPAI) conducted on a pooled sample of oropharyngeal swabs from 5 dead birds or 11 dead birds out of every 50 dead birds from each house on the premises of origin. (The test must be conducted by a National Animal Health Laboratory Network laboratory.)

Date of current negative RRT-PCR test for HPAI: _____ (This permit allows movement of eggs from the premises of origin until the next day's RRT-PCR test results are available.)

This permit is valid ONLY if a copy of the current negative RRT-PCR test results for this flock is attached.

I certify that the flock of origin of the washed and sanitized shell eggs has met the permit criteria as stated in the Secure Egg Supply Plan.

/

Incident Commander Printed Name and Signature

Date (mm/dd/yyyy)

I certify that the production parameters for the flock of origin of the washed and sanitized shell eggs are within normal range today.

/

Premises Manager Printed Name and Signature

Date of shipment (mm/dd/yyyy)

The IC may issue the initial permit as soon as negative RRT-PCR test results have been received if the premises is compliant with the permit guidance. Subsequent permits for movement of this product may be issued by the premises manager unless a significant change in production parameters occurs, the flock is found to have a positive RRT-PCR result for HPAI, or some other significant event occurs such as the onset of obvious clinical signs of HPAI or a determination is made that the flock is a Contact Premises. On an ongoing basis, the IC will monitor RRT-PCR results from each flock and will review flock production parameters to confirm the flock continues to be eligible for this permit.

SUBSEQUENT PERMIT FOR MOVEMENT OF WASHED AND SANITIZED SHELL EGGS TO PREMISES WITHOUT POULTRY (OTHER THAN DIRECTLY TO MARKET)

PERMIT NUMBER: XX.1 **DATE OF PERMIT:** _____

*xx is premises number, subsequent permits should be renumbered, 2, 3, 4, and so on.

Shipment is permitted from _____ (premises name & 911 address)
to _____ (premises without poultry).

❖ The cargo interior and exterior of the transport vehicle must be cleaned and disinfected. The driver should remain inside the cab of the vehicle. If the driver gets out of the vehicle, the cab interior must be cleaned and disinfected, and the driver must wear protective clothing, such as disposable boots and gloves, and remove them before getting back in the cab. The tires and wheel wells must be cleaned and disinfected when leaving premises within the Control Area.

❖ Transport vehicle must be sealed by premises or company personnel under authorization of Incident Command (IC).

SEAL #: _____

❖ This permit is only valid if accompanied by a negative real-time reverse transcriptase polymerase chain reaction (RRT-PCR) test for highly pathogenic avian influenza (HPAI) conducted on a pooled sample of oropharyngeal swabs from 5 dead birds or 11 dead birds out of every 50 dead birds from each house on the premises of origin. (The test must be conducted by a National Animal Health Laboratory Network laboratory.)

Date of current negative RRT-PCR test for HPAI: _____ (This permit allows movement of eggs from the premises of origin until the next day's RRT-PCR test results are available.)

This permit is valid ONLY if a copy of the current negative RRT-PCR test results for this flock is attached.

I certify that the production parameters for the flock of origin of the washed and sanitized shell eggs are within normal range today.

Premises Manager Printed Name and Signature Date of shipment (mm/dd/yyyy)

Emergency Contact Information

Cell phone Land line E-mail

The IC may issue the initial permit as soon as negative RRT-PCR test results have been received if the premises is compliant with the permit guidance. Subsequent permits for movement of this product may be issued by the premises manager unless a significant change in production parameters occurs, the flock is found to have a positive RRT-PCR result for HPAI, or some other significant event occurs such as the onset of obvious clinical signs of HPAI or a determination is made that the flock is a Contact Premises. On an ongoing basis, the IC will monitor RRT-PCR results from each flock and will review flock production parameters to confirm the flock continues to be eligible for this permit.

INITIAL PERMIT FOR MOVEMENT OF WASHED AND SANITIZED SHELL EGGS TO PREMISES WITHOUT POULTRY (DIRECTLY TO MARKET)

PERMIT NUMBER: XX.0 _____ **DATE OF PERMIT:** _____

*xx is premises number, initial permits will be numbered zero and subsequent permits 1, 2, 3, and so on.

Shipment is permitted from _____ (premises name & 911 address)
to _____ (premises without poultry).

- ❖ The cargo interior and exterior of the transport vehicle must be cleaned and disinfected. The driver should remain inside the cab of the vehicle. If the driver gets out of the vehicle, the cab interior must be cleaned and disinfected, and the driver must wear protective clothing, such as disposable boots and gloves, and remove them before getting back in the cab. The tires and wheel wells must be cleaned and disinfected when leaving premises within the Control Area.
- ❖ Transport vehicle must be sealed by premises or company personnel under authorization of Incident Command (IC).
SEAL #: _____
- ❖ This permit is only valid if accompanied by a negative real-time reverse transcriptase polymerase chain reaction (RRT-PCR) test for highly pathogenic avian influenza (HPAI) conducted on a pooled sample of oropharyngeal swabs from 5 dead birds or 11 dead birds out of every 50 dead birds from each house on the premises of origin. (The test must be conducted by a National Animal Health Laboratory Network laboratory.)
- ❖ Only eggs stored for 2 days from the date of production are eligible to move to market.

Date of current negative RRT-PCR test for HPAI: _____ (This permit allows movement of eggs from the premises of origin until the next day's RRT-PCR test results are available.)

This permit is valid ONLY if a copy of the current negative RRT-PCR test results for this flock is attached.

I certify that the flock of origin of the washed and sanitized shell eggs has met the permit criteria as stated in the Secure Egg Supply Plan.

/

Incident Commander	Printed Name and Signature	Date (mm/dd/yyyy)
--------------------	----------------------------	-------------------

I certify that the production parameters for the flock of origin of the washed and sanitized shell eggs are within normal range today.

/

Premises Manager	Printed Name and Signature	Date of shipment (mm/dd/yyyy)
------------------	----------------------------	-------------------------------

The IC may issue the initial permit as soon as negative RRT-PCR test results have been received if the premises is compliant with the permit guidance. Subsequent permits for movement of this product may be issued by the premises manager unless a significant change in production parameters occurs, the flock is found to have a positive RRT-PCR result for HPAI, or some other significant event occurs such as the onset of obvious clinical signs of HPAI or a determination is made that the flock is a Contact Premises. On an ongoing basis, the IC will monitor RRT-PCR results from each flock and will review flock production parameters to confirm the flock continues to be eligible for this permit.

SUBSEQUENT PERMIT FOR MOVEMENT OF WASHED AND SANITIZED SHELL EGGS TO PREMISES WITHOUT POULTRY (DIRECTLY TO MARKET)

PERMIT NUMBER: XX.1 **DATE OF PERMIT:** _____

*xx is premises number, subsequent permits should be renumbered, 2, 3, 4, and so on.

Shipment is permitted from _____ (premises name & 911 address)

to _____ (premises without poultry).

❖ The cargo interior and exterior of the transport vehicle must be cleaned and disinfected. The driver should remain inside the cab of the vehicle. If the driver gets out of the vehicle, the cab interior must be cleaned and disinfected, and the driver must wear protective clothing, such as disposable boots and gloves, and remove them before getting back in the cab. The tires and wheel wells must be cleaned and disinfected when leaving premises within the Control Area.

❖ Transport vehicle must be sealed by premises or company personnel under authorization of Incident Command (IC).
SEAL #: _____

❖ This permit is only valid if accompanied by a negative real-time reverse transcriptase polymerase chain reaction (RRT-PCR) test for highly pathogenic avian influenza (HPAI) conducted on a pooled sample of oropharyngeal swabs from 5 dead birds or 11 dead birds out of every 50 dead birds from each house on the premises of origin. (The test must be conducted by a National Animal Health Laboratory Network laboratory.)

❖ Only eggs stored for 2 days from the date of production are eligible to move.

Date of current negative RRT-PCR test for HPAI: _____ (This permit allows movement of eggs from the premises of origin until the next day's RRT-PCR test results are available.)

This permit is valid ONLY if a copy of the current negative RRT-PCR test results for this flock is attached.

I certify that the production parameters for the flock of origin of the washed and sanitized shell eggs are within normal range today.

Premises Manager Printed Name and Signature Date of shipment (mm/dd/yyyy)

Emergency Contact Information

Cell phone Land line E-mail

The IC may issue the initial permit as soon as negative RRT-PCR test results have been received if the premises is compliant with the permit guidance. Subsequent permits for movement of this product may be issued by the premises manager unless a significant change in production parameters occurs, the flock is found to have a positive RRT-PCR result for HPAI, or some other significant event occurs such as the onset of obvious clinical signs of HPAI or a determination is made that the flock is a Contact Premises. On an ongoing basis, the IC will monitor RRT-PCR results from each flock and will review flock production parameters to confirm the flock continues to be eligible for this permit.

4.3 RISK ASSESSMENT FOR WASHED AND SANITIZED SHELL EGGS (MOVING TO PREMISES WITH POULTRY): LOW

Whole shell eggs—washed and sanitized in a 100–200 ppm chlorine solution—from egg farms in an HPAI Control Area where RRT-PCR results are negative for HPAI that are moving to premises with poultry represent a low risk and may move within or out of the Control Area by permit if the criteria in [Section 4.4](#) are met.

The washed and sanitized shell eggs risk assessment can be found at the Secure Egg Supply website: <http://secureeggsupply.com>.

4.4 PERMIT GUIDANCE FOR WASHED AND SANITIZED SHELL EGGS (MOVING TO PREMISES WITH POULTRY)

- Traceability information (premises ID, GPS coordinates, or other) is available.
- Flock production parameters are normal.
- The following biosecurity steps are in place.

Biosecurity: Truck and Driver Steps

- ✓ The cargo interior and exterior of the transport vehicle must be cleaned and disinfected.
- ✓ The driver should remain inside the cab of the vehicle. If the driver gets out of the vehicle, the cab interior must be cleaned and disinfected, and the driver must wear protective clothing, such as disposable boots and gloves, and remove them before getting back in the cab.
- ✓ The tires and wheel wells must also be cleaned and disinfected before leaving the premises within the Control Area.

- The additional product-specific biosecurity steps are in place.

Biosecurity: Product-Specific Steps for Washed and Sanitized Shell Eggs (Moving to Premises with Poultry)

- ✓ The transport vehicle shall be sealed by farm or company personnel under the authorization of the IC.
- ✓ Egg-handling materials used in the transport of eggs to breaking or further processing plants must be either (1) destroyed at the final destination or (2) cleaned and sanitized (following accepted procedures) and returned to the premises of origin without contacting materials going to other premises.

- The RRT-PCR result is negative for HPAI (one 5-bird pool or 11-bird pool sample per 50 dead birds from each house on the premises).

If all of the above are true, issue a permit to move washed and sanitized shell eggs (moving to premises with poultry) off farm to a storage or holding area.

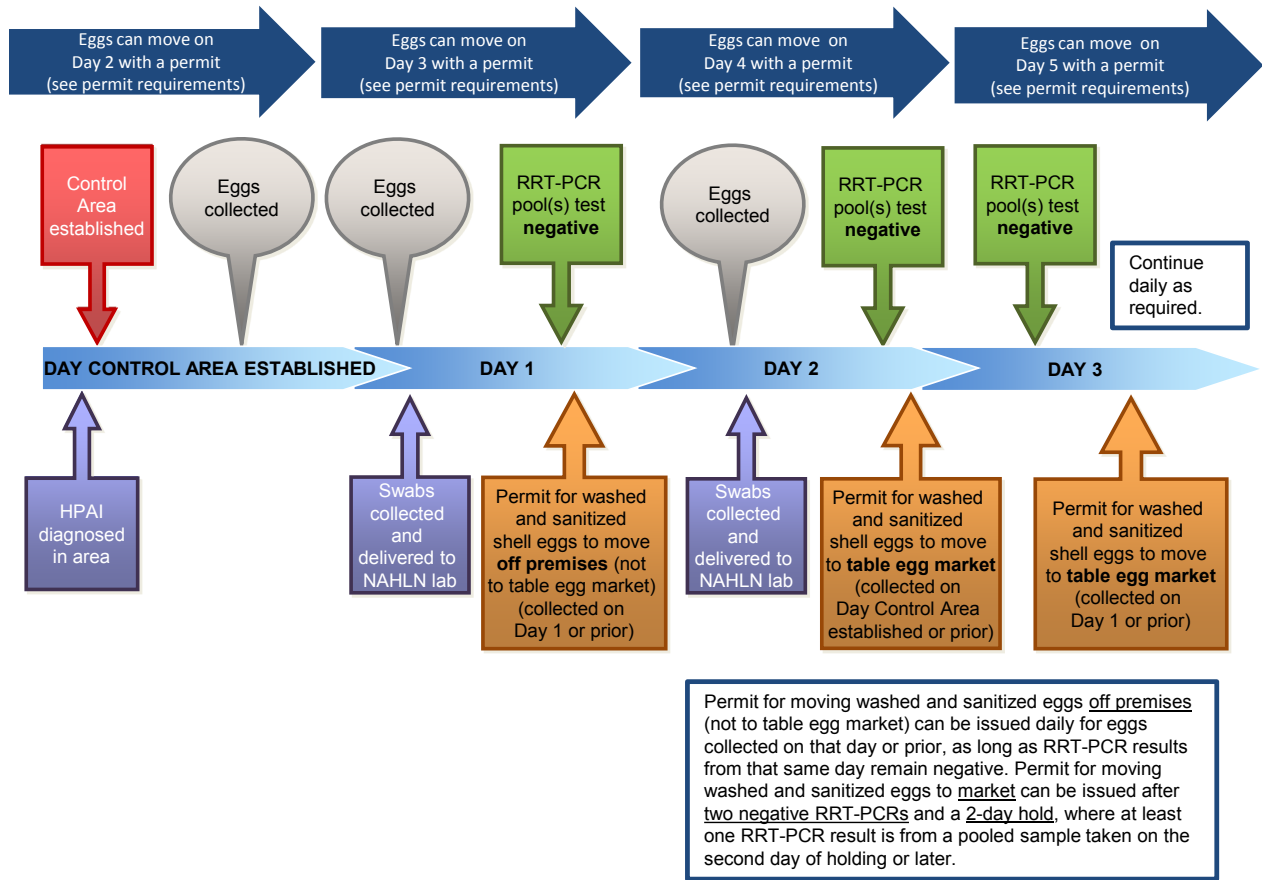
- The premises' (farm of origin) biosecurity measures are acceptable to State and Federal officials.
- The epidemiological assessment is complete (farm of origin), and indicates no dangerous contacts with Infected Premises.
- The second RRT-PCR test is negative for HPAI (one 5-bird pool or 11-bird pool sample per 50 dead birds from each house on the premises).

If all of the above are true, issue a permit to move washed and sanitized shell eggs to market for eggs collected 2 days earlier.

Daily surveillance consists of one RRT-PCR test for each pooled sample of 5 dead or euthanized sick chickens or 11 dead or euthanized sick chickens per 50 dead chickens from each house on the premises. A minimum of 5 dead chickens or 11 dead chickens from daily mortality or from euthanized sick birds from each house (flock) must be tested each day. To move off premises a permit for washed and sanitized shell eggs (not to table egg market) can be issued daily for eggs collected on that day or prior, as long as RRT-PCR results from that same day remain negative. To move into market channels for human consumption, two negative RRT-PCR tests AND a 2-day hold is required, where at least one RRT-PCR result is from a pooled sample taken on the second day of holding or later.

Figure 4-2 depicts washed and sanitized shell eggs movement with two negative RRT-PCR tests and a 2-day hold (same as Figure 4-1).

Figure 4-2. Permitting of Washed and Sanitized Eggs (Moving to Premises with Poultry) to Market with a 2-Day Hold and 2 Negative RRT-PCR Tests



INITIAL PERMIT FOR MOVEMENT OF WASHED AND SANITIZED SHELL EGGS TO PREMISES WITH POULTRY (OTHER THAN DIRECTLY TO MARKET)

PERMIT NUMBER: XX.1 DATE OF PERMIT: _____

*xx is premises number, initial permits will be numbered zero and subsequent permits 1, 2, 3, and so on.

Shipment is permitted from _____ (premises name & 911 address)

to _____ (premises with poultry).

- ❖ The cargo interior and exterior of the transport vehicle must be cleaned and disinfected. The driver should remain inside the cab of the vehicle. If the driver gets out of the vehicle, the cab interior must be cleaned and disinfected, and the driver must wear protective clothing, such as disposable boots and gloves, and remove them before getting back in the cab. The tires and wheel wells must be cleaned and disinfected when leaving premises within the Control Area.
- ❖ Transport vehicle must be sealed by premises or company personnel under authorization of Incident Command (IC).
SEAL #: _____
- ❖ Egg-handling material used to transport eggs to breaking or further processing plants must be destroyed at the final destination or cleaned, sanitized (following accepted procedures), and returned to the premises of origin without contacting materials going to other premises.
- ❖ This permit is only valid if accompanied by a negative real-time reverse transcriptase polymerase chain reaction (RRT-PCR) test for highly pathogenic avian influenza (HPAI) conducted on a pooled sample of oropharyngeal swabs from 5 dead birds or 11 dead birds out of every 50 dead birds from each house on the premises of origin. (The test must be conducted by a National Animal Health Laboratory Network laboratory.)

Date of current negative RRT-PCR test for HPAI: _____ (This permit allows movement of eggs from the premises of origin until the next day's RRT-PCR test results are available.)

This permit is valid ONLY if a copy of the current negative RRT-PCR test results for this flock is attached.

I certify that the flock of origin of the washed and sanitized shell eggs has met the permit criteria as stated in the Secure Egg Supply Plan.

/

Incident Commander Printed Name and Signature Date (mm/dd/yyyy)

I certify that the production parameters for the flock of origin of the washed and sanitized shell eggs are within normal range today.

/

Premises Manager Printed Name and Signature Date of shipment (mm/dd/yyyy)

The IC may issue the initial permit as soon as negative RRT-PCR test results have been received if the premises is compliant with the permit guidance. Subsequent permits for movement of this product may be issued by the premises manager unless a significant change in production parameters occurs, the flock is found to have a positive RRT-PCR result for HPAI, or some other significant event occurs such as the onset of obvious clinical signs of HPAI or a determination is made that the flock is a Contact Premises. On an ongoing basis, the IC will monitor RRT-PCR results from each flock and will review flock production parameters to confirm the flock continues to be eligible for this permit.

SUBSEQUENT PERMIT FOR MOVEMENT OF WASHED AND SANITIZED SHELL EGGS TO PREMISES WITH POULTRY (OTHER THAN DIRECTLY TO MARKET)

PERMIT NUMBER: XX.1 _____ **DATE OF PERMIT:** _____

*xx is premises number, subsequent permits should be renumbered, 2, 3, 4, and so on.

Shipment is permitted from _____ (premises name & 911 address)
to _____ (premises with poultry).

- ❖ The cargo interior and exterior of the transport vehicle must be cleaned and disinfected. The driver should remain inside the cab of the vehicle. If the driver gets out of the vehicle, the cab interior must be cleaned and disinfected, and the driver must wear protective clothing, such as disposable boots and gloves, and remove them before getting back in the cab. The tires and wheel wells must be cleaned and disinfected when leaving premises within the Control Area.
- ❖ Transport vehicle must be sealed by farm or company personnel under authorization of Incident Command (IC).
SEAL #: _____
- ❖ Egg-handling material used to transport eggs to breaking or further processing plants must be destroyed at the final destination or cleaned, sanitized (following accepted procedures) and returned to the premises of origin without contacting materials going to other premises.
- ❖ This permit is only valid if accompanied by a negative real-time reverse transcriptase polymerase chain reaction (RRT-PCR) test for highly pathogenic avian influenza (HPAI) conducted on a pooled sample of oropharyngeal swabs from 5 dead birds or 11 dead birds out of every 50 dead birds from each house on the premises of origin. (The test must be conducted by a National Animal Health Laboratory Network laboratory.)

Date of current negative RRT-PCR test for HPAI: _____ (This permit allows movement of eggs from the premises of origin until the next day's RRT-PCR test results are available.)

This permit is valid ONLY if a copy of the current negative RRT-PCR test results for this flock is attached.

I certify that the production parameters for the flock of origin of the washed and sanitized shell eggs are within normal range today.

_____/_____
 Premises Manager Printed Name and Signature Date of shipment (mm/dd/yyyy)

Emergency Contact Information

 Cell phone Land line E-mail

The IC may issue the initial permit as soon as negative RRT-PCR test results have been received if the premises is compliant with the permit guidance. Subsequent permits for movement of this product may be issued by the premises manager unless a significant change in production parameters occurs, the flock is found to have a positive RRT-PCR result for HPAI, or some other significant event occurs such as the onset of obvious clinical signs of HPAI or a determination is made that the flock is a Contact Premises. On an ongoing basis, the IC will monitor RRT-PCR results from each flock and will review flock production parameters to confirm the flock continues to be eligible for this permit.

INITIAL PERMIT FOR MOVEMENT OF WASHED AND SANITIZED SHELL EGGS TO PREMISES WITH POULTRY (DIRECTLY TO MARKET)

PERMIT NUMBER: XX.1 **DATE OF PERMIT:** _____

*xx is premises number, initial permits will be numbered zero and subsequent permits 1, 2, 3, and so on.

Shipment is permitted from _____ (premises name & 911 address)

to _____ (premises with poultry).

❖ The cargo interior and exterior of the transport vehicle must be cleaned and disinfected. The driver should remain inside the cab of the vehicle. If the driver gets out of the vehicle, the cab interior must be cleaned and disinfected, and the driver must wear protective clothing, such as disposable boots and gloves, and remove them before getting back in the cab. The tires and wheel wells must be cleaned and disinfected when leaving premises within the Control Area.

❖ Transport vehicle must be sealed by premises or company personnel under authorization of Incident Command (IC).

SEAL #: _____

❖ Egg-handling material used to transport eggs to breaking or further processing plants must be destroyed at the final destination or cleaned, sanitized (following accepted procedures) and returned to the premises of origin without contacting materials going to other premises.

❖ This permit is only valid if accompanied by a negative real-time reverse transcriptase polymerase chain reaction (RRT-PCR) test for highly pathogenic avian influenza (HPAI) conducted on a pooled sample of oropharyngeal swabs from 5 dead birds or 11 dead birds out of every 50 dead birds from each house on the premises of origin. (The test must be conducted by a National Animal Health Laboratory Network laboratory.)

❖ Only eggs stored for 2 days from the date of production are eligible to move to market.

Date of current negative RRT-PCR test for HPAI: _____ (This permit allows movement of eggs from the premises of origin until the next day's RRT-PCR test results are available.)

This permit is valid ONLY if a copy of the current negative RRT-PCR test results for this flock is attached.

I certify that the flock of origin of the washed and sanitized shell eggs has met the permit criteria as stated in the Secure Egg Supply Plan.

Incident Commander Printed Name and Signature Date (mm/dd/yyyy)

I certify that the production parameters for the flock of origin of the washed and sanitized shell eggs are within normal range today.

Premises Manager Printed Name and Signature Date of shipment (mm/dd/yyyy)

The IC may issue the initial permit as soon as negative RRT-PCR test results have been received if the premises is compliant with the permit guidance. Subsequent permits for movement of this product may be issued by the premises manager unless a significant change in production parameters occurs, the flock is found to have a positive RRT-PCR result for HPAI, or some other significant event occurs such as the onset of obvious clinical signs of HPAI or a determination is made that the flock is a Contact Premises. On an ongoing basis, the IC will monitor RRT-PCR results from each flock and will review flock production parameters to confirm the flock continues to be eligible for this permit.

SUBSEQUENT PERMIT FOR MOVEMENT OF WASHED AND SANITIZED SHELL EGGS TO PREMISES WITH POULTRY (DIRECTLY TO MARKET)

PERMIT NUMBER: XX.1 _____ **DATE OF PERMIT:** _____

*xx is premises number, subsequent permits should be renumbered, 2, 3, 4, and so on.

Shipment is permitted from _____ (premises name & 911 address)

to _____ (premises with poultry).

- ❖ The cargo interior and exterior of the transport vehicle must be cleaned and disinfected. The driver should remain inside the cab of the vehicle. If the driver gets out of the vehicle, the cab interior must be cleaned and disinfected, and the driver must wear protective clothing, such as disposable boots and gloves, and remove them before getting back in the cab. The tires and wheel wells must be cleaned and disinfected when leaving premises within the Control Area.
- ❖ Transport vehicle must be sealed by farm or company personnel under authorization of Incident Command (IC).
SEAL #: _____
- ❖ Egg-handling material used to transport eggs to breaking or further processing plants must be destroyed at the final destination or cleaned, sanitized (following accepted procedures) and returned to the premises of origin without contacting materials going to other premises.
- ❖ This permit is only valid if accompanied by a negative real-time reverse transcriptase polymerase chain reaction (RRT-PCR) test for highly pathogenic avian influenza (HPAI) conducted on a pooled sample of oropharyngeal swabs from 5 dead birds or 11 dead birds out of every 50 dead birds from each house on the premises of origin. (The test must be conducted by a National Animal Health Laboratory Network laboratory.)
- ❖ Only eggs stored for 2 days from the date of production are eligible to move to market.

Date of current negative RRT-PCR test for HPAI: _____ (This permit allows movement of eggs from the premises of origin until the next day's RRT-PCR test results are available.)

This permit is valid ONLY if a copy of the current negative RRT-PCR test results for this flock is attached.

I certify that the production parameters for the flock of origin of the washed and sanitized shell eggs are within normal range today.

/

Premises Manager	Printed Name and Signature	Date of shipment (mm/dd/yyyy)
------------------	----------------------------	-------------------------------

Emergency Contact Information

Cell phone	Land line	E-mail
------------	-----------	--------

The IC may issue the initial permit as soon as negative RRT-PCR test results have been received if the premises is compliant with the permit guidance. Subsequent permits for movement of this product may be issued by the premises manager unless a significant change in production parameters occurs, the flock is found to have a positive RRT-PCR result for HPAI, or some other significant event occurs such as the onset of obvious clinical signs of HPAI or a determination is made that the flock is a Contact Premises. On an ongoing basis, the IC will monitor RRT-PCR results from each flock and will review flock production parameters to confirm the flock continues to be eligible for this permit.

Chapter 5

Nest Run Shell Eggs

5.1 RISK ASSESSMENT: LOW

Nest run shell eggs (not washed and sanitized) from egg farms in an HPAI Control Area where RRT-PCR results are negative for HPAI that are moving to premises without poultry represent a low risk and may move within or out of the Control Area by permit if the criteria in [Section 5.2](#) are met.

The nest run shell eggs risk assessment can be found at the Secure Egg Supply website: www.secureeggsupply.com.

5.2 PERMIT GUIDANCE

- Traceability information (premises ID, GPS coordinates, or other) is available.
- Flock production parameters are normal.
- The following biosecurity steps are in place.

Biosecurity: Truck & Driver Steps

- ✓ The cargo interior and exterior of the transport vehicle must be cleaned and disinfected.
- ✓ The driver should remain inside the cab of the vehicle. If the driver gets out of the vehicle, the cab interior must be cleaned and disinfected, and the driver must wear protective clothing, such as disposable boots and gloves, and remove them before getting back in the cab.
- ✓ The tires and wheel wells must also be cleaned and disinfected before leaving the premises within the Control Area.

- The additional product-specific biosecurity steps are in place.

Biosecurity: Product-Specific Steps for Nest Run Shell Eggs

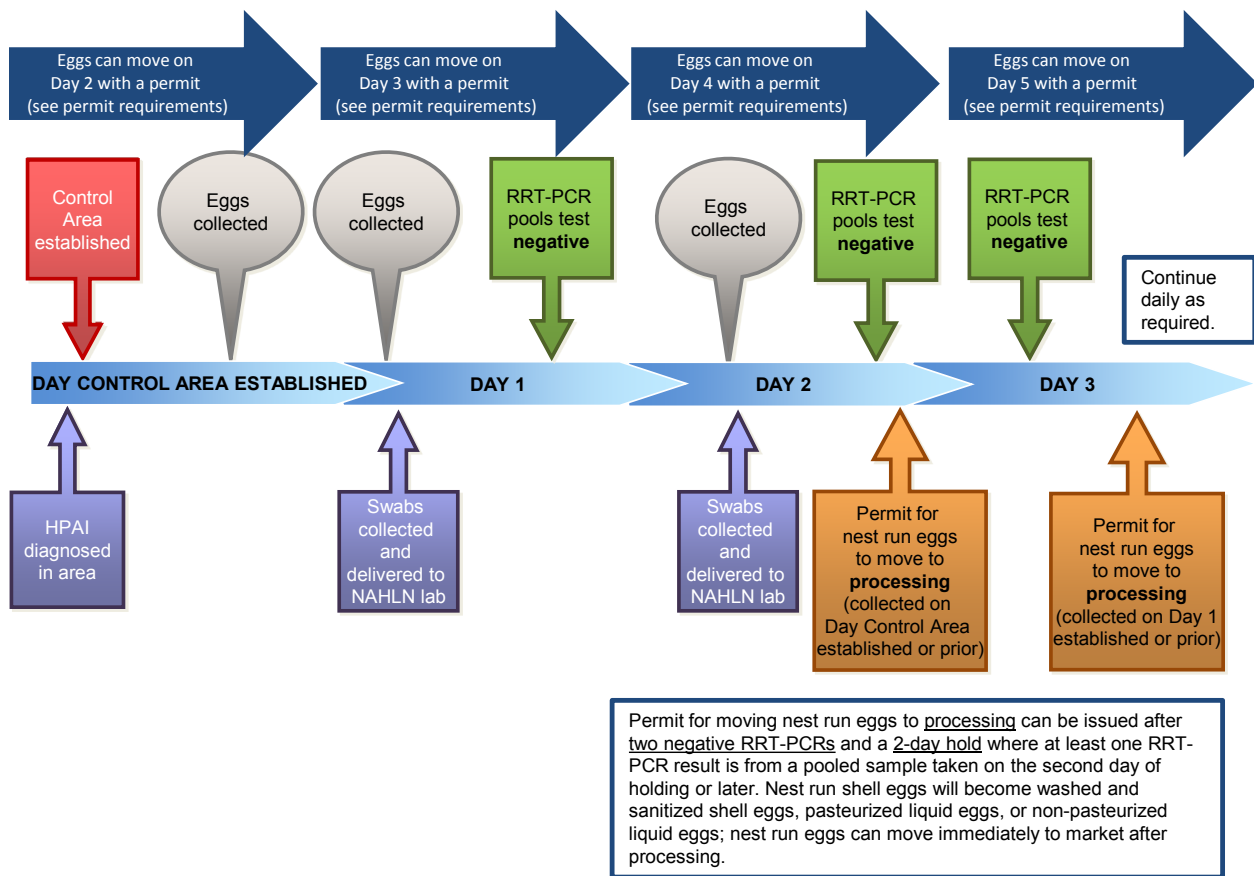
- ✓ Must be moved directly and only to a premises without poultry for washing and sanitizing, breaking, or for further processing.
- ✓ The transport vehicle shall be sealed by farm or company personnel under the authorization of the IC.
- ✓ Egg-handling materials must be destroyed at the destination plant or cleaned and sanitized (following accepted procedures).
- ✓ Egg-handling materials can be returned to the premises of origin after at least 24 hours have elapsed since these materials were moved from the farm and without contacting materials going to other premises.
- ✓ New paper or fiber flats must be used for hand gathered eggs.

- The premises' (farm of origin) biosecurity measures are acceptable to State and/or Federal officials.
- The epidemiological assessment is complete (farm of origin) and indicates no dangerous contacts with Infected Premises.
- Two RRT-PCR results are negative for HPAI, where at least one RRT-PCR is from a pooled sample on the second day of holding or later.

If all of the above are true, issue a permit to move nest run shell eggs off the farm to processing after two negative RRT-PCRs and a 2-day hold, where at least one RRT-PCR result is from a pooled sample taken on the second day of holding or later.

Figure 5-1 illustrates the permitting of nest run shell eggs.

Figure 5-1. Permitting of Nest Run Shell Eggs



INITIAL PERMIT FOR MOVEMENT OF NEST RUN EGGS TO MOVE TO OFF-FARM LOCATION (WITHOUT POULTRY) FOR WASHING AND SANITIZING, BREAKING, OR PROCESSING

PERMIT NUMBER: XX.0 _____ **DATE OF PERMIT:** _____

*xx is premises number, initial permits will be numbered zero and subsequent permits 1, 2, 3, and so on.

Shipment is permitted from _____ (premises name & 911 address)

to _____ (off-site location for washing and sanitizing, breaking, or processing).

- ❖ The cargo interior and exterior of the transport vehicle must be cleaned and disinfected. The driver should remain inside the cab of the vehicle. If the driver gets out of the vehicle, the cab interior must be cleaned and disinfected, and the driver must wear protective clothing, such as disposable boots and gloves, and remove them before getting back in the cab. The tires and wheel wells must be cleaned and disinfected when leaving premises within the Control Area.
- ❖ The eggs must be moved directly and only to a premises without poultry for washing and sanitizing, breaking, or for processing.
- ❖ Transport vehicle must be sealed by premises or company personnel under authorization of Incident Command (IC).

SEAL #: _____

- ❖ Egg-handling materials must be destroyed at the destination plant or cleaned and sanitized (following accepted procedures).
- ❖ Egg-handling materials can be returned to the premises of origin after at least 24 hours have elapsed since these materials were moved from the farm and without contacting materials going to other premises.
- ❖ New paper or fiber flats must be used for hand gathered eggs.
- ❖ This permit is only valid if accompanied by two negative real-time reverse transcriptase polymerase chain reaction (RRT-PCR) tests for highly pathogenic avian influenza (HPAI) conducted on a pooled sample of oropharyngeal swabs from 5 dead birds or 11 dead birds out of every 50 dead birds from each house on the premises. (The test must be conducted by a National Animal Health Laboratory Network laboratory.)
- ❖ If all the above are true, a permit can be issued to move nest run eggs to processing after two negative RRT-PCRs and a 2-day hold, **where at least 1 RRT-PCR result is from a pooled sample taken on the second day of holding or later.**

Date of current negative RRT-PCR test for HPAI: _____ (This permit allows movement of eggs from the premises of origin until the next day's RRT-PCR test results are available).

This permit is valid ONLY if a copy of the two current negative RRT-PCR test results for this flock are attached.

I certify that the flock of origin of the nest run eggs has met the permit criteria as stated in the Secure Egg Supply Plan.

/

Incident Commander Printed Name and Signature Date (mm/dd/yyyy)

I certify that the production parameters for the flock of origin of the nest run eggs are within normal range on the date of shipment.

/

Premises Manager Printed Name and Signature Date of shipment (mm/dd/yyyy)

The IC may issue the initial permit as soon as negative RRT-PCR test results have been received if the premises is compliant with the permit guidance. Subsequent permits for movement of this product may be issued by the premises manager unless a significant change in production parameters occurs, the flock is found to have a positive RRT-PCR result for HPAI, or some other significant event occurs such as the onset of obvious clinical signs of HPAI or a determination is made that the flock is a Contact Premises. On an ongoing basis, the IC will monitor RRT-PCR results from each flock and will review flock production parameters to confirm the flock continues to be eligible for this permit.

SUBSEQUENT PERMIT FOR MOVEMENT OF NEST RUN EGGS TO MOVE TO OFF-FARM LOCATION (WITHOUT POULTRY) FOR WASHING AND SANITIZING, BREAKING OR PROCESSING

PERMIT NUMBER: XX.1 DATE OF PERMIT: _____

*xx is premises number, initial permits will be numbered zero and subsequent permits 2, 3, 4, and so on.

Shipment is permitted from _____ (premises name & 911 address)

to _____ (off-site location for washing and sanitizing, breaking, or processing).

- ❖ The cargo interior and exterior of the transport vehicle must be cleaned and disinfected. The driver should remain inside the cab of the vehicle. If the driver gets out of the vehicle, the cab interior must be cleaned and disinfected, and the driver must wear protective clothing, such as disposable boots and gloves, and remove them before getting back in the cab. The tires and wheel wells must be cleaned and disinfected when leaving premises within the Control Area.
- ❖ The eggs must be moved directly and only to a premises without poultry for washing and sanitizing, breaking, or for processing.
- ❖ Transport vehicle must be sealed by premises or company personnel under authorization of Incident Command (IC).

SEAL #: _____

- ❖ Egg-handling materials must be destroyed at the destination plant or cleaned and sanitized (following accepted procedures).
- ❖ Egg-handling materials can be returned to the premises of origin after at least 24 hours have elapsed since these materials were moved from the farm and without contacting materials going to other premises.
- ❖ New paper or fiber flats must be used for hand gathered eggs.
- ❖ This permit is only valid if accompanied by two negative real-time reverse transcriptase polymerase chain reaction (RRT-PCR) tests for highly pathogenic avian influenza (HPAI) conducted on a pooled sample of oropharyngeal swabs from 5 dead birds or 11 dead birds out of every 50 dead birds from each house on the premises. (The test must be conducted by a National Animal Health Laboratory Network laboratory.)
- ❖ If all the above are true, a permit can be issued to move nest run eggs to processing after two negative RRT-PCRs and a 2-day hold, **where at least 1 RRT-PCR result is from a pooled sample taken on the second day of holding or later.**

Date of current negative RRT-PCR test for HPAI: _____

(This permit allows movement of eggs from the premises of origin until the next day's RRT-PCR test results are available.)

This permit is valid ONLY if a copy of the two current negative RRT-PCR test results for this flock are attached.

I certify that the production parameters for the flock of origin of the nest run eggs are within normal range on the date of shipment.

_____/_____
Premises Manager Printed Name and Signature Date of shipment (mm/dd/yyyy)

Emergency Contact Information

Cell phone Land line E-mail

The IC may issue the initial permit as soon as negative RRT-PCR test results have been received if the premises is compliant with the permit guidance. Subsequent permits for movement of this product may be issued by the premises manager unless a significant change in production parameters occurs, the flock is found to have a positive RRT-PCR result for HPAI, or some other significant event occurs such as the onset of obvious clinical signs of HPAI or a determination is made that the flock is a Contact Premises. On an ongoing basis, the IC will monitor RRT-PCR results from each flock and will review flock production parameters to confirm the flock continues to be eligible for this permit.

Chapter 6

Layer Hatching Eggs

6.1 RISK ASSESSMENT: LOW

Layer hatching eggs from source flocks where RRT-PCR results are negative for HPAI represent a low risk and may move to hatcheries within or out of the Control Area by permit if the criteria in [Section 6.2](#) are met.

The hatching eggs risk assessment can be found at the SES website: www.secureeggssupply.com.

6.2 PERMIT GUIDANCE

- Traceability information (premises ID, GPS coordinates, or other) is available.
- Flock production parameters are normal.
- The following biosecurity steps are in place.

Biosecurity: Truck & Driver Steps

- ✓ The cargo interior and exterior of the transport vehicle must be cleaned and disinfected.
- ✓ The driver should remain inside the cab of the vehicle. If the driver gets out of the vehicle, the cab interior must be cleaned and disinfected, and the driver must wear protective clothing, such as disposable boots and gloves, and remove them before getting back in the cab.
- ✓ The tires and wheel wells must also be cleaned and disinfected before leaving the premises within the Control Area.

- The additional product-specific biosecurity steps are in place.

Biosecurity: Product-Specific Steps for Layer Hatching Eggs

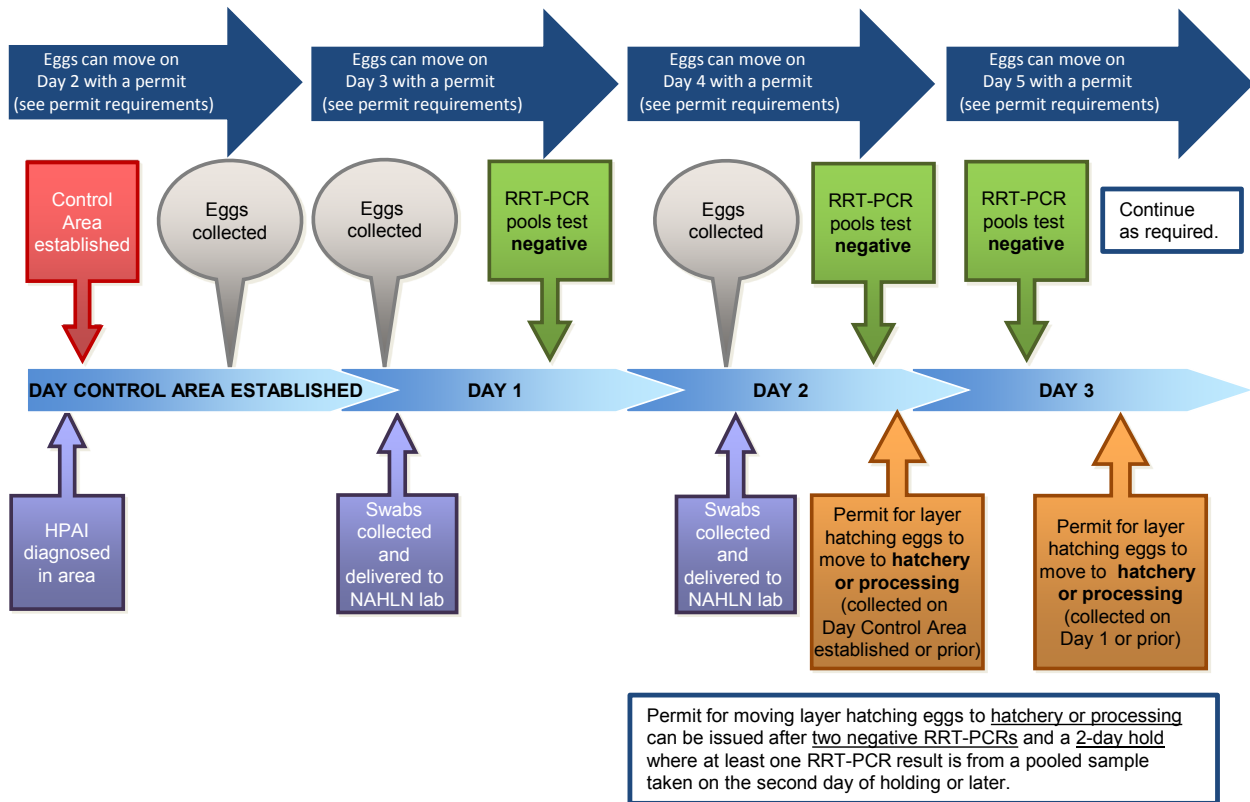
- ✓ The layer hatching eggs must be moved directly and only to a hatchery or a processing facility without poultry for breaking and further processing.
- ✓ The transport vehicle shall be sealed by farm or company personnel under the authorization of the IC.
- ✓ The layer hatching eggs must be packed in either new disposable materials or plastic materials that were previously cleaned and disinfected at the hatchery.
- ✓ Egg-handling materials can be returned to the premises of origin after at least 24 hours have elapsed since these materials were moved from the farm and without contacting materials going to other premises.
- ✓ New paper or fiber flats must be used for hand gathered eggs.

- ✓ The layer hatching eggs must be sanitized with an Environmental Protection Agency (EPA) registered disinfectant for avian influenza virus according to the manufacturer label directions for application on layer hatching eggs or by formaldehyde fumigation immediately after collection.
 - ✓ Hatchery loading docks, connecting passages, and receiving storage areas are to be cleaned and disinfected with an EPA registered disinfectant after receiving hatching eggs.
 - ✓ The transfer of hatching eggs into setters and movements of unwashed materials originating from the breeder flock must be conducted after the hatching or chick processing operations on the same day.
 - ✓ Egg contents leaked onto hatchery floors must be cleaned and disinfected according to hatchery standard operating procedure (SOP).
 - ✓ Employees must wash their hands with soap or apply a hand sanitizer before entering the hatcher room or chick processing room.
 - ✓ Employees must take precautions to prevent the transfer of microbial contamination into the chick processing room via shoes.
 - ✓ SAHO of the State of destination must receive a copy of the restricted movement permit within 24 hours of issuance.
- The premises (farm of origin) biosecurity measures are acceptable to State and Federal officials.
 - The epidemiological assessment is complete (farm of origin), and indicates no dangerous contact with Infected Premises.
 - Two negative RRT-PCR results for HPAI (one 5-bird pool or 11-bird pool sample per 50 dead birds from each house on the premises).

If all the above are true, issue a permit to move layer hatching eggs off the premises to a hatchery or processing after two negative RRT-PCRs and a 2-day hold, where at least one RRT-PCR result is from a pooled sample taken on the second day of holding or later.

Figure 6-1 illustrates movement of layer hatching eggs.

Figure 6-1. Permitting of Layer Hatching Eggs



PERMIT FOR LAYER HATCHING EGGS TO MOVE TO HATCHERY OR PROCESSING PLANT

PERMIT NUMBER: XX.0 _____ DATE OF PERMIT: _____

*xx is premises number, initial permits will be numbered zero and subsequent permits 1, 2, 3, and so on.

Shipment is permitted from _____ (premises name & 911 address) to _____ (hatchery or processing).

- ❖ The cargo interior and exterior of the transport vehicle must be cleaned and disinfected. If the driver gets out of the vehicle, the cab interior must be cleaned and disinfected, and the driver must wear protective clothing, such as disposable boots and gloves, and remove them before getting back in the cab.. The tires and wheel wells must be cleaned and disinfected when leaving premises within the Control Area.
- ❖ Must be moved directly and only to a hatchery or a processing facility without poultry for breaking and further processing.
- ❖ Transport vehicle shall be sealed by premises or company personnel under the authorization of Incident Command (IC).
- SEAL #:** _____
- ❖ The layer hatching eggs must be packed in either new disposable materials or plastic materials that were previously cleaned and disinfected at the hatchery.
- ❖ Egg-handling materials can be returned to the premises of origin after at least 24 hours have elapsed since these materials were moved from the farm and without contacting materials going to other premises.
- ❖ New paper or fiber flats must be used for hand gathered eggs.
- ❖ The layer hatching eggs must be sanitized with an Environmental Protection Agency (EPA) registered disinfectant for avian influenza virus according to the manufacturer label directions for application on layer hatching eggs or by formaldehyde fumigation immediately after collection.
- ❖ Hatchery loading docks, connecting passages, and receiving storage areas are cleaned and disinfected with an EPA registered disinfectant after receiving layer hatching eggs.
- ❖ The transfer of hatching eggs into setters and movements of unwashed materials originating from the breeder flock must be conducted after the hatching or chick processing operations on the same day.
- ❖ Egg contents leaked onto hatchery floors must be cleaned and disinfected according to hatchery standard operating procedure.
- ❖ Employees must wash their hands with soap or apply a hand sanitizer before entering the hatcher room or chick processing room. Employees must take precautions to prevent the transfer of microbial contamination into the chick processing room via shoes.
- ❖ The State Animal Health Official of the State of destination must receive a copy of the restricted movement permit within 24 hours of issuance.
- ❖ If all the above are true, a permit can be issued to move layer hatching eggs to the hatchery or processing plant after two negative real-time reverse transcriptase polymerase chain reaction (RRT-PCRs) and a 2-day hold, **where at least one RRT-PCR result is from a pooled sample (5-bird pool or 11-bird pool per 50 dead birds) taken on the second day of holding or later.** (The test must be conducted by a National Animal Health Laboratory Network laboratory.)

Date of current negative RRT-PCR tests for highly pathogenic avian influenza (HPAI): _____
 (This permit allows movement of eggs from the premises of origin until the next day's RRT-PCR test results are available).

This permit is valid ONLY if a copy of the two current negative RRT-PCR test results for this flock are attached.

I certify that the flock of origin of the layer hatching eggs has met the permit criteria as stated in the Secure Egg Supply Plan.

 Incident Commander Printed Name and Signature Date (mm/dd/yyyy)

I certify that the production parameters for the flock of origin of the layer hatching eggs are within normal range on the date of shipment.

 Premises Manager Printed Name and Signature Date of shipment (mm/dd/yyyy)

The IC may issue the initial permit as soon as negative RRT-PCR test results have been received if the premises is compliant with the permit guidance. Subsequent permits for movement of this product may be issued by the premises manager unless a significant change in production parameters occurs, the flock is found to have a positive RRT-PCR result for HPAI, or some other significant event occurs such as the onset of obvious clinical signs of HPAI or a determination is made that the flock is a Contact Premises. On an ongoing basis, the IC will monitor RRT-PCR results from each flock and will review flock production parameters to confirm the flock continues to be eligible for this permit.

Chapter 7

Layer Day-Old Chicks

7.1 RISK ASSESSMENT: LOW

Layer day-old chicks are newly hatched chicks that are moved from the hatchery within a couple of days after hatching. Subsequently movements of hatching eggs from within the Control Area will be permitted according to the Hatching Egg Product Summary. Layer day-old chicks represent a low risk and may be moved by permit to pullet premises within or out of the Control Area if the criteria in [Section 7.2](#) are met.

The layer day-old chicks risk assessment can be found at the SES website: www.secureeggssupply.com.

7.2 PERMIT GUIDANCE

- Traceability information (premises ID, GPS coordinates, or other) is available.
- Flock production parameters are normal.
- The following biosecurity steps are in place.

Biosecurity: Truck & Driver Steps

- The cargo interior and exterior of the transport vehicle must be cleaned and disinfected.
- The driver should remain inside the cab of the vehicle. If the driver gets out of the vehicle, the cab interior must be cleaned and disinfected, and the driver must wear protective clothing, such as disposable boots and gloves, and remove them before getting back in the cab.
- The tires and wheel wells must also be cleaned and disinfected before leaving the premises within the Control Area.
- The additional product-specific biosecurity steps are in place.

Biosecurity: Product-Specific Steps for Layer Day-Old Chicks

- When the Control Area is first established, sanitize hatching eggs and handling materials from the Control Area if present in the hatchery egg storage room with an EPA registered disinfectant according to the manufacturer's label directions or by the National Poultry Improvement Plan guidelines.
- When the Control Area is first established, if hatching eggs from breeder flocks in the Control Area are present in the hatchery, the hatchery

connecting passages and receiving storage areas should be cleaned and disinfected with an EPA registered disinfectant.

- ✓ The hatchery product specific biosecurity steps from the hatching egg risk assessment should be followed for subsequent hatchery operations starting from when the Control Area is first established.
- ✓ Place the chicks in new cardboard boxes or plastic boxes that have been cleaned and disinfected.
- ✓ The outside of the truck should be disinfected at an official station upon exiting the Control Area or per IC requirements.
- ✓ The truck driver must wear protective coveralls, boots, gloves and head cover when outside the cab and removes them immediately before reentering the cab. The driver should not enter the pullet house.
- ✓ Return the truck directly to the hatchery by the same route through the Control Area, avoiding known Infected Premises by the most distance possible.
- ✓ A shower and a change of clothes are required of the driver before entering the hatchery after returning from a pullet farm.
- ✓ Reusable chick-handling materials moved from a pullet farm are cleaned and disinfected according to the C&D Guidelines before being returned to the hatchery.
- ✓ The driver does not pick up another shipment of layer day-old chicks on the same day when he/she delivers used chick-handling materials to the hatchery from a pullet farm.
- ✓ Work flow practices are implemented at the hatchery to prevent cleaned and disinfected chick-handling materials from being moved across areas that are not cleaned and disinfected after movement of hatching egg-handling materials.
- ✓ The SAHO of the State of destination must receive a copy of the restricted movement permit within 24 hours of issuance.
- Hatchery biosecurity measures are acceptable to State and Federal officials.
- The hatchery does not have other poultry on the premises except for layer day-old chicks hatched onsite and held for one or two days before shipping.
- The epidemiological assessment is complete (farm of origin), and indicates no dangerous contact with Infected Premises.
- Layer day-old chicks will be placed in a 21-day quarantine at destination pullet premises.
- When the Control Area is initially established there may be eggs in the hatchery egg room from flocks in the Control Area; two 5-bird pools or 11-bird pools from those flocks should be immediately tested by RRT-PCR and found negative before permits are issued to reduce the risk of layer day-old

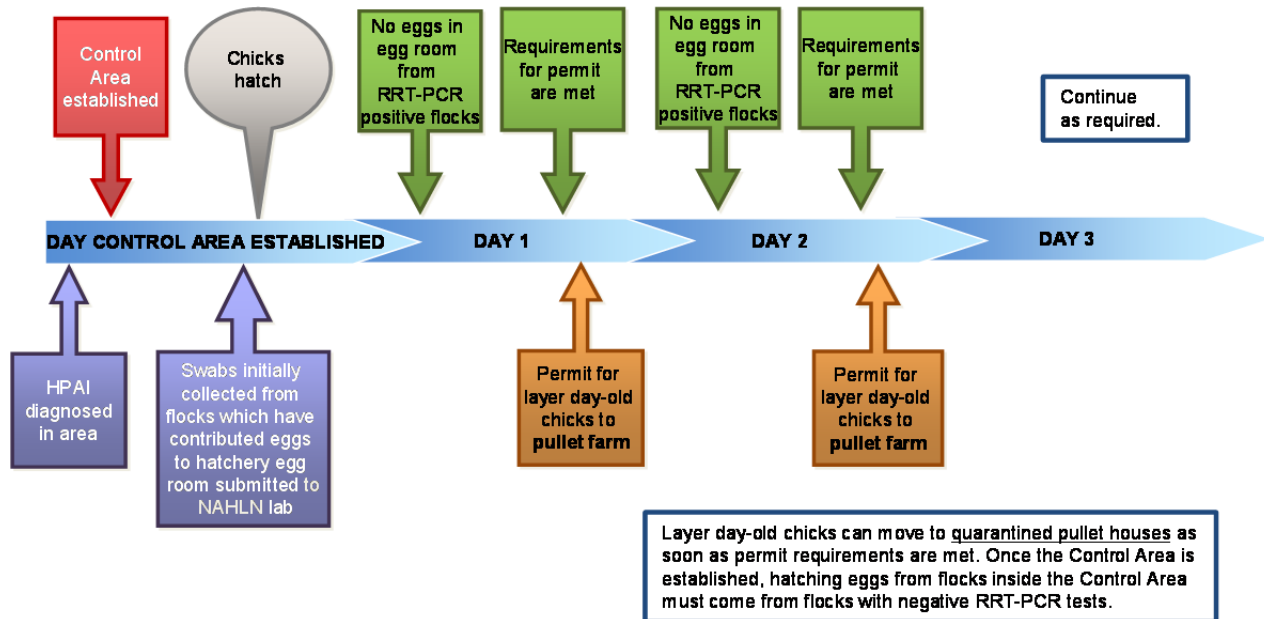
chicks infected via cross contamination from layer hatching eggs being moved off the premises.

- Subsequent movements of layer hatching eggs from within the Control Area will be permitted according to the Hatching Egg Product Summary.

If all the above are true, issue a permit to move layer day-old chicks off the hatchery to pullet premises within or out of the Control Area.

Figure 7-1 illustrates movement of layer day-old chicks.

Figure 7-1. Permitting of Layer Day-Old Chicks



PERMIT FOR MOVEMENT OF LAYER DAY-OLD CHICKS TO MOVE TO PULLET FARM

PERMIT NUMBER: XX.0 _____ **DATE OF PERMIT:** _____

*xx is premises number, initial permits will be numbered zero and subsequent permits 1, 2, 3, and so on.

Shipment is permitted from _____ (premises name and 911 address)
to _____ (premises name).

- ❖ The cargo interior and exterior of the transport vehicle must be cleaned and disinfected. If the driver gets out of the vehicle, the cab interior must be cleaned and disinfected and the driver must wear protective clothing, such as disposable boots and gloves, and remove them before getting back in the cab. The tires and wheel wells must be cleaned and disinfected when leaving premises within the Control Area.
- ❖ When the Control Area is first established, sanitize layer hatching eggs and handling materials from the Control Area if present in the hatchery egg storage room with an Environmental Protection Agency (EPA) registered disinfectant according to the manufacturer's label directions or by the National Poultry Improvement Plan guidelines.
- ❖ When the Control Area is first established, if hatching eggs from breeder flocks in the Control Area are present in the hatchery, the hatchery connecting passages and receiving storage areas should be cleaned and disinfected with an EPA registered disinfectant.
- ❖ The hatchery product specific biosecurity steps from the hatching egg risk assessment should be followed for subsequent hatchery operations starting from when the Control Area is first established.
- ❖ Place the chicks in new cardboard boxes or plastic boxes that have been cleaned and disinfected.
- ❖ The outside of the truck should be disinfected at an official station upon exiting the Control Area or per Incident Command (IC) requirements.
- ❖ The truck driver wears protective coveralls, boots, gloves, and head cover when outside the cab and removes them immediately before reentering the cab. The driver should not enter the pullet house.
- ❖ Return the truck directly to the hatchery by the same route through the Control Area, avoiding known Infected Premises by the most distance possible.
- ❖ Driver required to shower and change clothes before entering the hatchery after returning from a pullet farm.
- ❖ Reusable chick-handling materials moved from a pullet farm are cleaned and disinfected according to the Cleaning and Disinfection Guidelines before being returned to the hatchery.
- ❖ The driver does not pick up another shipment of layer day-old chicks on the same day when he/she delivers used chick-handling materials to the hatchery from a pullet farm.
- ❖ Work flow practices are implemented at the hatchery to prevent cleaned and disinfected chick-handling materials from being moved across areas that are not cleaned and disinfected after movement of hatching egg-handling materials.
- ❖ The State Animal Health Official of the State of destination must receive a copy of the restricted movement permit within 24 hours of issuance.
- ❖ Hatchery biosecurity measures are acceptable to State and/or Federal officials, and hatchery does not have other poultry on premises except for layer day-old chicks hatched onsite and held for one or two days before shipping.
- ❖ Layer day-old chicks will be placed in a 21-day quarantine at destination pullet premises.
- ❖ When the Control Area is initially established there may be eggs in the hatchery egg room from flocks in the Control Area; two 5-bird pools or 11-bird pools from those flocks should be immediately tested by real-time reverse transcriptase polymerase chain reaction (RRT-PCR) and found negative (monitored) before permits are issued to reduce the risk of layer day-old chicks infected via cross contamination from hatching eggs being moved off the premises. Subsequent movements of hatching eggs from within the Control Area will be permitted according to the Hatching Egg Product Summary.
- ❖ **If all the above are true, a permit can be issued to move layer day-old chicks off the hatchery to pullet premises within or out of the Control Area.**

I certify that the all hatching eggs originating from the Control Area coming into the hatchery after the Control Area was established come from monitored breeder flocks.

/

Hatchery Manager Printed Name and Signature

Date of shipment (mm/dd/yyyy)

The IC may issue the initial permit as soon as negative RRT-PCR test results have been received if the premises is compliant with the permit guidance. Subsequent permits for movement of this product may be issued by the hatchery manager unless a significant change in production parameters occurs, the flock is found to have a positive RRT-PCR result for highly pathogenic avian influenza (HPAI), or some other significant event occurs such as the onset of obvious clinical signs of HPAI or a determination is made that the flock is a Contact Premises. On an ongoing basis, the IC will monitor RRT-PCR results from each flock and will review flock production parameters to confirm the flock continues to be eligible for this permit.

SUBSEQUENT PERMIT FOR MOVEMENT OF LAYER DAY-OLD CHICKS TO MOVE TO PULLET FARM

PERMIT NUMBER: XX.1 DATE OF PERMIT: _____

*xx is premises number, initial permits will be numbered zero and subsequent permits 2, 3, 4, and so on.

Shipment is permitted from _____ (premises name & 911 address)

to _____ (premises name).

- ❖ The cargo interior and exterior of the transport vehicle must be cleaned and disinfected. If the driver gets out of the vehicle, the cab interior must be cleaned and disinfected, and the driver must wear protective clothing, such as disposable boots and gloves, and remove them before getting back in the cab. The tires and wheel wells must be cleaned and disinfected when leaving premises within the Control Area.
- ❖ When the Control Area is first established, sanitize layer hatching eggs and handling materials from the Control Area if present in the hatchery egg storage room, with an EPA registered disinfectant according to the manufacturer's label directions or by the National Poultry Improvement Plan guidelines.
- ❖ When the Control Area is first established, if hatching eggs from breeder flocks in the Control Area are present in the hatchery, the hatchery connecting passages and receiving storage areas should be cleaned and disinfected with an EPA registered disinfectant.
- ❖ The hatchery product specific biosecurity steps from the hatching egg risk assessment should be followed for subsequent hatchery operations starting from when the Control Area is first established.
- ❖ Place the chicks in new cardboard boxes or plastic boxes that have been cleaned and disinfected.
- ❖ The outside of the truck should be disinfected at an official station upon exiting the Control Area or per Incident Command (IC) requirements.
- ❖ The truck driver wears protective coveralls, boots, gloves and head cover when outside the cab and removes them immediately before reentering the cab. The driver should not enter the pullet house.
- ❖ Return the truck directly to the hatchery by the same route through the Control Area, avoiding known Infected Premises by the most distance possible.
- ❖ Driver required to shower and change clothes before entering the hatchery after returning from a pullet farm.
- ❖ Reusable chick-handling materials moved from a pullet farm are cleaned and disinfected according to the Cleaning and Disinfection Guidelines before being returned to the hatchery.
- ❖ The driver does not pick up another shipment of layer day-old chicks on the same day when he/she delivers used chick-handling materials to the hatchery from a pullet farm.
- ❖ Work flow practices are implemented at the hatchery to prevent cleaned and disinfected chick-handling materials from being moved across areas that are not cleaned and disinfected after movement of hatching egg-handling materials.
- ❖ The State Animal Health Official of the State of destination must receive a copy of the restricted movement permit within 24 hours of issuance.
- ❖ Hatchery biosecurity measures are acceptable to State and/or Federal officials, and hatchery does not have other poultry on premises except for layer day-old chicks hatched onsite and held for one or two days before shipping.
- ❖ Layer day-old chicks will be placed in a 21 day quarantine at destination pullet premises.
- ❖ When the Control Area is initially established there may be eggs in the hatchery egg room from flocks in the Control Area; two 5-bird pools or 11-bird pools from those flocks should be immediately tested by RRT-PCR and found negative (monitored) before permits are issued to reduce the risk of layer day-old chicks infected via cross contamination from hatching eggs being moved off the premises. Subsequent movements of hatching eggs from within the Control Area will be permitted according to the Hatching Egg Product Summary.
- ❖ **If all the above are true, a permit can be issued to move layer day-old chicks off the hatchery to pullet premises within or out of the Control Area.**

I certify that the all hatching eggs originating from the Control Area coming into the hatchery after the Control Area was established come from monitored breeder flocks.

Hatchery Manager Printed Name and Signature

Date of shipment (mm/dd/yyyy)

The IC may issue the initial permit as soon as negative RRT-PCR test results have been received if the premises is compliant with the permit guidance. Subsequent permits for movement of this product may be issued by the hatchery manager unless a significant change in production parameters occurs, the flock is found to have a positive RRT-PCR result for HPAI, or some other significant event occurs such as the onset of obvious clinical signs of HPAI or a determination is made that the flock is a Contact Premises. On an ongoing basis, the IC will monitor RRT-PCR results from each flock and will review flock production parameters to confirm the flock continues to be eligible for this permit.

Chapter 8

Shells and Inedible Egg Product

8.1 RISK ASSESSMENT FOR DRY EGGSHELLS: NEGLIGIBLE

Dry eggshells are eggshells dried in specialized equipment such as a rotary or belt dryer to a moisture content of approximately 4 percent; dry eggshells moving to a poultry feed mill represent a negligible risk and may move within or out of the Control Area by permit if the criteria in [Section 8.2](#) are met.

The shells and inedible egg product risk assessment can be found at the SES website: <http://secureeggssupply.com>.

8.2 PERMIT GUIDANCE FOR DRY EGGSHELLS

- Traceability information (premises ID, GPS coordinates, or other) is available.
- Flock production parameters are normal.
- The following biosecurity steps are in place.

Biosecurity: Truck & Driver Steps

- ✓ If there are poultry on the premises, the Incident Commander may require the exterior of the transport vehicle be cleaned and disinfected depending on onsite factors.
- ✓ The driver should remain inside the cab of the vehicle. If the driver gets out of the vehicle, the cab interior must be cleaned and disinfected, and the driver must wear protective clothing, such as disposable boots and gloves, and remove them before getting back in the cab.
- ✓ The tires and wheel wells (of the truck hauling dry eggshells) must be cleaned and disinfected before leaving the premises of origin within the Control Area.

- The additional product-specific biosecurity steps are in place.

Biosecurity: Product-Specific Steps for Dry Eggshells

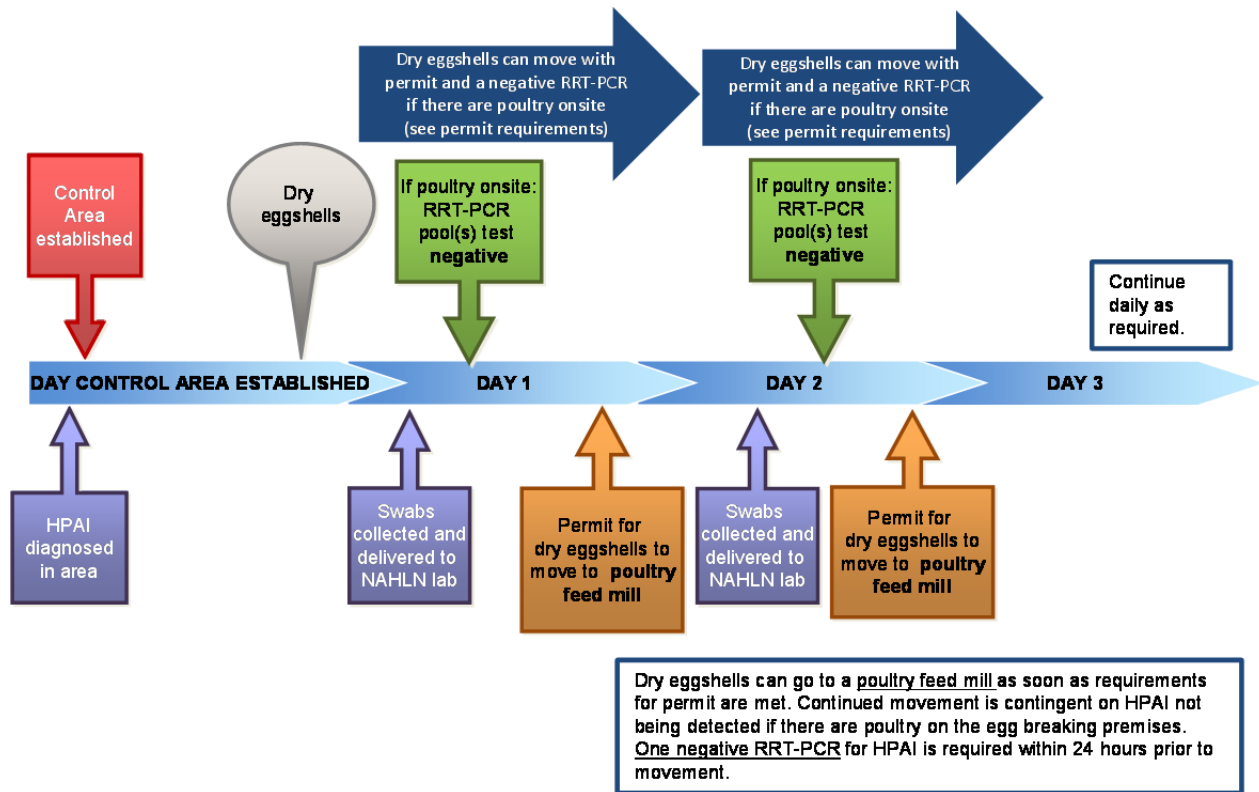
- ✓ Dry eggshells are wet eggshells that have been treated with a drying process that reduces moisture content of incoming wet eggshells to 4 percent, or lower, with an exhaust air temperature greater than 200°F.
- The premises' (farm of origin) biosecurity measures are acceptable to State and Federal officials.

- The epidemiological assessment is complete (farm of origin) and indicates no dangerous contacts with Infected Premises.
- *For egg breaking premises with poultry onsite:* One negative RRT-PCR for HPAI within 24 hours prior to movement from a pooled sample (5-bird pool or 11-bird pool per 50 dead birds).

If all of the above are true, issue a permit to move dry eggshells to a poultry feed mill.

Figure 8-1 illustrates the permitting of dry eggshells.

Figure 8-1. Permitting of Dry Eggshells to Poultry Feed Mill



8.3 RISK ASSESSMENT FOR INEDIBLE EGG PRODUCT: NEGLIGIBLE TO LOW

Inedible egg product (INEP) is dried, frozen, or liquid egg product that is unfit for human consumption. The risk of movement of liquid INEP from a premises without poultry to a landfill or in tankers to a pasteurization facility is negligible and INEP may move within or out of the Control Area by permit if the criteria in [Section 8.4](#) are met.

The risk of movement of liquid INEP from a premises with poultry is *low* when destined for a pasteurization facility and *negligible* when destined for a landfill. INEP may move out of the Control Area by permit if the criteria in [Section 8.5](#) and [Section 8.6](#) are met.

INEP may be generated from: inedible and loss eggs, recovery of liquid from the eggshells after egg breaking, recovery of liquids from the processing lines and equipment between production runs and other sources of eggs that are unfit for human consumption.

The shells and INEP risk assessment can be found at the SES website: <http://secureeggsupply.com>.

8.4 PERMIT GUIDANCE FOR INEP FROM A PREMISES WITHOUT POULTRY TO PASTEURIZATION OR LANDFILL

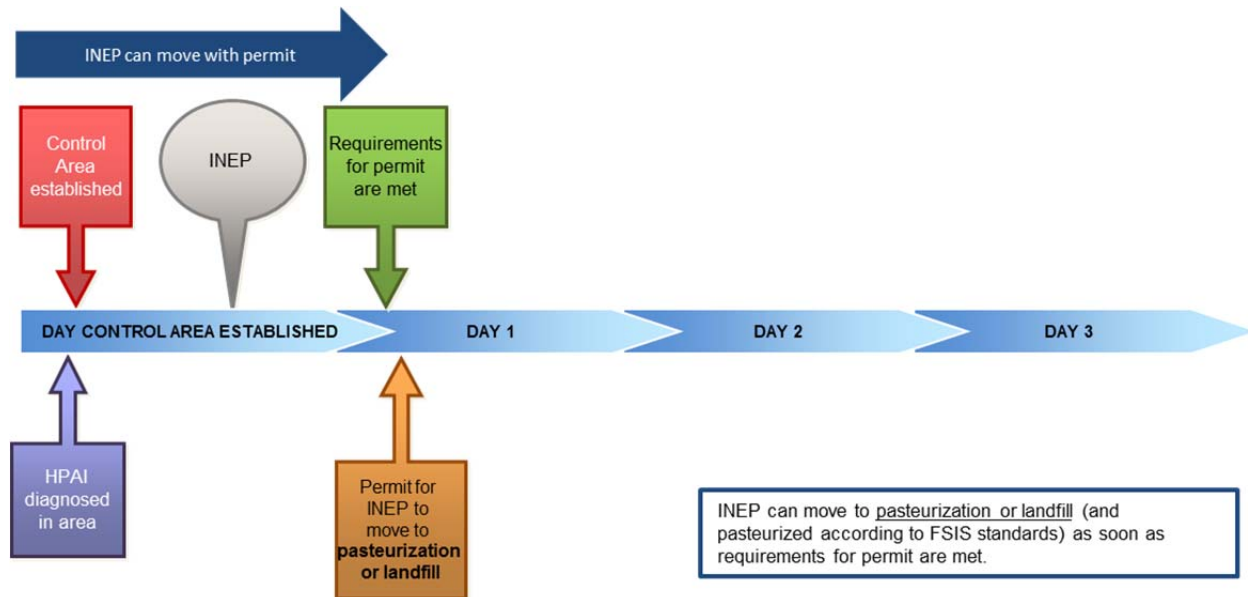
- Traceability information (premises ID, GPS coordinates, or other) is available
- The following biosecurity steps are in place.

Biosecurity: Truck & Driver Steps

- ✓ The driver should remain inside the cab of the vehicle. If the driver gets out of the vehicle, the cab interior must be cleaned and disinfected, and the driver must wear protective clothing, such as disposable boots and gloves, and remove them before getting back in the cab.
- ✓ The tires and wheel wells (of the truck hauling INEP) must be cleaned and disinfected before leaving the premises of origin within the Control Area.
- The premises' of origin (stand-alone processing plant) biosecurity measures are acceptable to State and Federal officials.
- The epidemiological assessment is complete (premises of origin) and indicates no dangerous contacts with Infected Premises.

If all of the above are true, issue a permit to move INEP to pasteurization or landfill.

Figure 8-2. Permitting of INEP (from Premises without Poultry) to Pasteurization or Landfill



8.5 PERMIT GUIDANCE FOR INEP FROM A PREMISES WITH POULTRY TO PASTEURIZATION

- Traceability information (premises ID, GPS coordinates, or other) is available.
- Flock production parameters are normal.
- The following biosecurity steps are in place.

Biosecurity: Truck & Driver Steps

- ✓ The exterior of the vehicle moving INEP is cleaned and disinfected before entering the destination premises.
- ✓ If the tanker is destined to a premises with poultry after delivering INEP, then the interior and exterior of the vehicle is cleaned and disinfected.
- ✓ The driver should remain inside the cab of the vehicle. If the driver gets out of the vehicle, the cab interior must be cleaned and disinfected, and the driver must wear protective clothing, such as disposable boots and gloves, and remove them before getting back in the cab.
- ✓ The tires and wheel wells (of the truck hauling INEP) must be cleaned and disinfected before leaving the premises of origin within the Control Area.

- The additional product-specific biosecurity steps are in place.

Biosecurity: Product-Specific Steps for INEP to Pasteurization

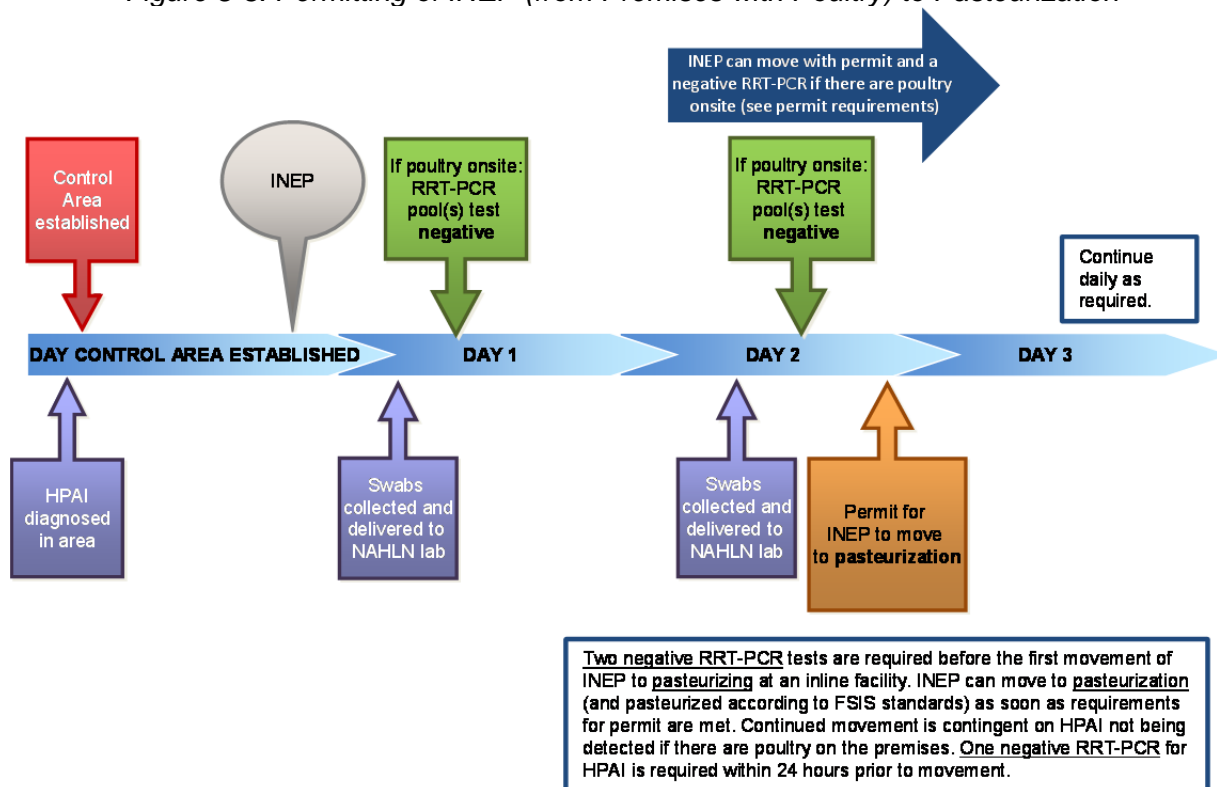
- ✓ INEP can only move to a plant where it is pasteurized according to the USDA Food Safety and Inspection Service standards for inactivating

Salmonella in whole egg, or whole egg blends, depending on the percent of non-egg ingredients as described in 9 CFR 90.570.

- ✓ If carboys are used in the transport of INEP they must be
 - 1) destroyed at the final destination, or
 - 2) cleaned and sanitized (following accepted procedures) and returned to the premises of origin without contacting materials going to other premises.
- ☐ The premises' (farm of origin) biosecurity measures are acceptable to State and Federal officials.
- ☐ The epidemiological assessment is complete (farm of origin) and indicates no dangerous contacts with Infected Premises.
- ☐ *For egg breaking premises with poultry onsite:* Two negative RRT-PCR results from a pooled sample (5-bird pool or 11-bird pool per 50 dead birds) are required before the first movement of INEP to pasteurizing at an inline facility. One negative RRT-PCR result for HPAI from a pooled sample (5-bird pool or 11-bird pool per 50 dead birds) is required within 24 hours prior to movement.

If all the above are true, a permit can be issued to move INEP to pasteurization.

Figure 8-3. Permitting of INEP (from Premises with Poultry) to Pasteurization



Note: FSIS = Food Safety and Inspection Service.

8.6 PERMIT GUIDANCE FOR INEP FROM A PREMISES WITH POULTRY TO LANDFILL

- Traceability information (premises ID, GPS coordinates, or other) is available.
- Flock production parameters are normal.
- The following biosecurity steps are in place.

Biosecurity: Truck & Driver Steps

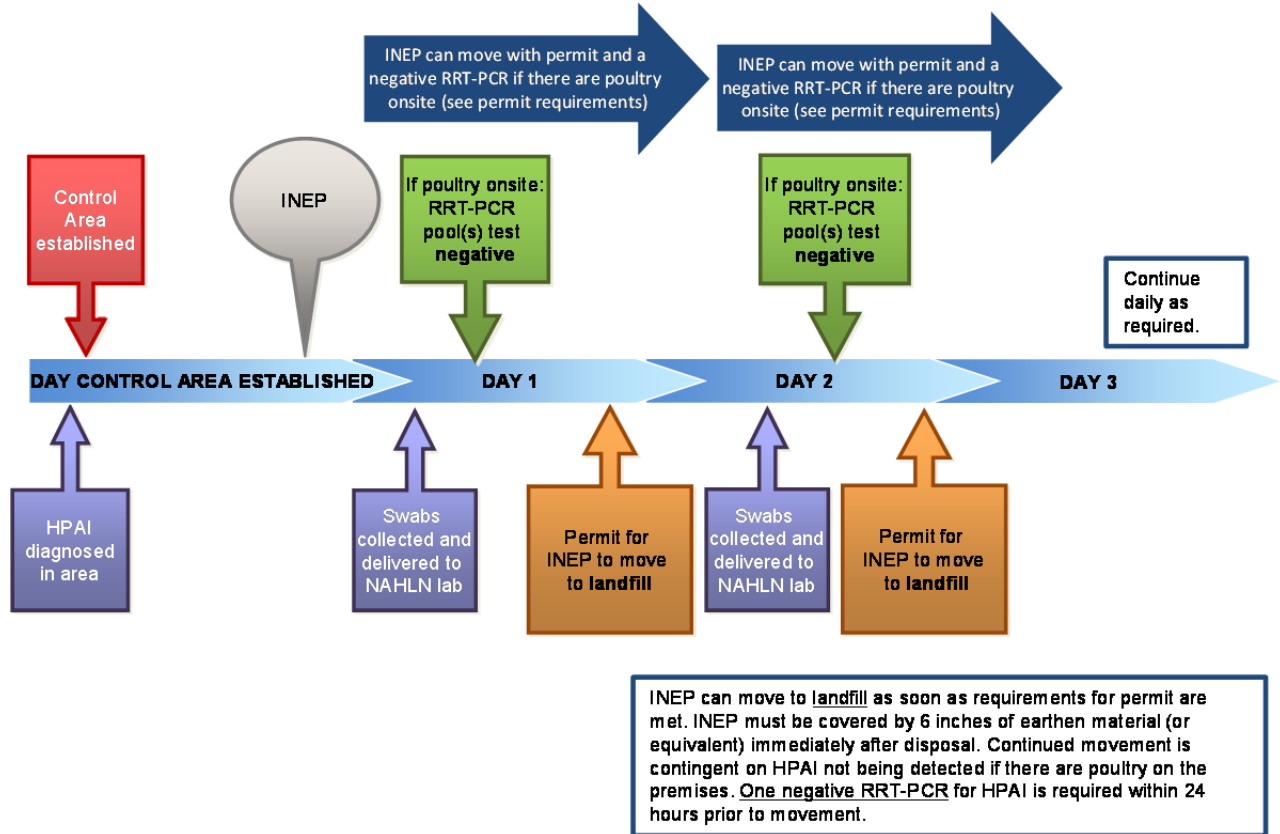
- The vehicle is cleaned and disinfected after delivering liquid INEP and before returning to a poultry premises.
 - The driver should remain inside the cab of the vehicle. If the driver gets out of the vehicle, the cab interior must be cleaned and disinfected, and the driver must wear protective clothing, such as disposable boots and gloves, and remove them before getting back in the cab.
 - The tires, wheel wells (of the truck hauling INEP), and back valve area must be cleaned and disinfected before leaving the premises of origin within the Control Area.
- The additional product-specific biosecurity steps are in place.

Biosecurity: Product-Specific Steps for INEP to Landfill

- INEP disposed in a landfill should be covered by 6 inches of earthen material (or equivalent) immediately after disposal to restrict access to flies, insects, and other vermin.
- The premises' (farm of origin) biosecurity measures are acceptable to State and Federal officials.
 - The epidemiological assessment is complete (farm of origin) and indicates no dangerous contacts with Infected Premises.
 - For egg breaking premises with poultry onsite:* One negative RRT-PCR result for HPAI from a pooled sample (5-bird pool or 11-bird pool per 50 dead birds) is required within 24 hours prior to movement.

If all the above are true, a permit can be issued to move inedible egg product to landfill.

Figure 8-4. Permitting of INEP to Landfill



8.7 RISK ASSESSMENT FOR WET EGGSHELLS: NEGLIGIBLE-LOW

Wet eggshells are eggshells that have undergone centrifugation or screening to remove adhering liquid inedible egg product, reducing the moisture level to about 16 percent. Wet eggshells have not undergone a thermal drying process. The risk of movement of wet eggshells to an agricultural land application site or to a landfill for disposal is negligible, and wet eggshells may move within or out of the Control Area by permit if the criteria in [Section 8.8](#) (to landfill) or [8.9](#) (for land application) are met.

The risk of movement of wet eggshells to another breaking plant for drying is low, and wet eggshells may move within or out of the Control Area by permit if the criteria in [Section 8.10](#) are met.

The shells and INEP risk assessment can be found at the SES website: <http://secureeggsupply.com>.

8.8 PERMIT GUIDANCE FOR WET EGGSHELLS TO LANDFILL

- Traceability information (premises ID, GPS coordinates, or other) is available.
- Flock production parameters are normal.
- The following biosecurity steps are in place.

Biosecurity: Truck & Driver Steps

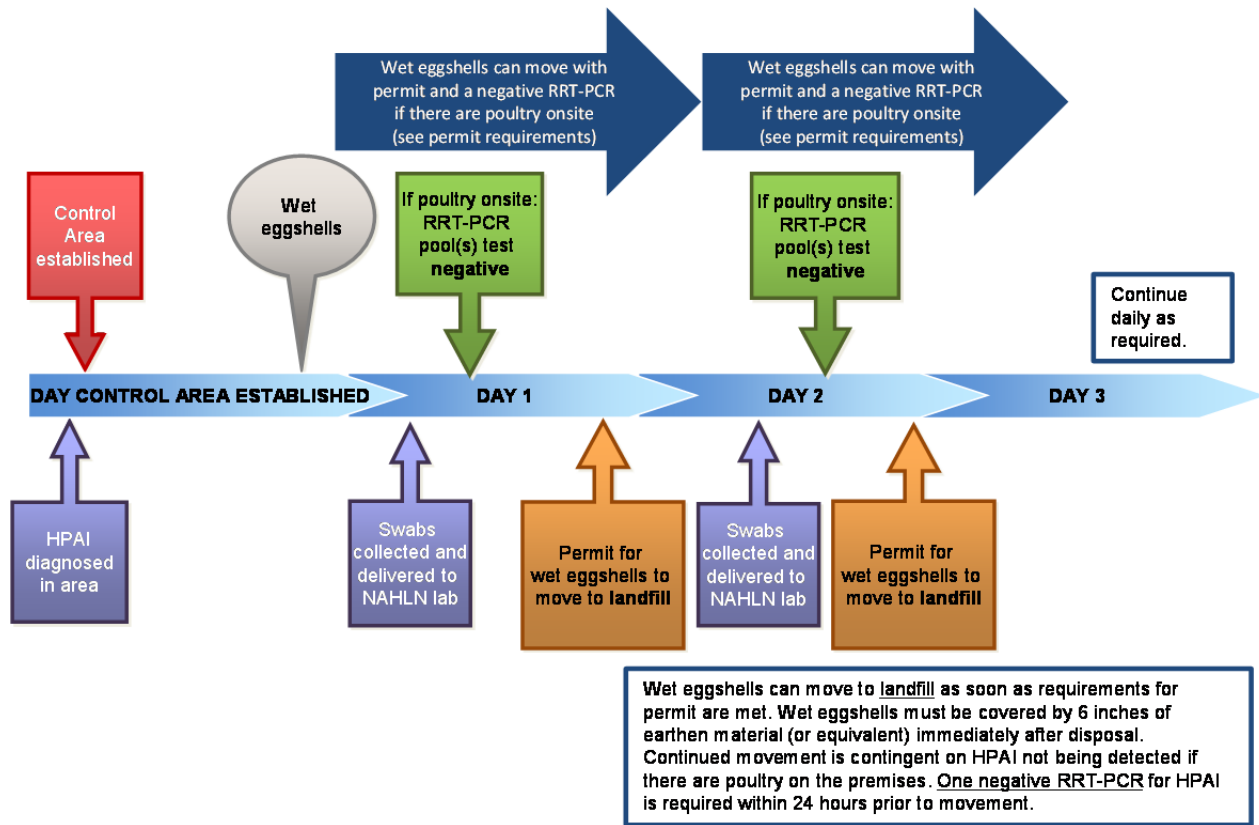
- ✓ The interior and exterior of the vehicle (including the open bed) is cleaned and disinfected after delivering wet eggshells if traveling to a different poultry premises.
 - ✓ The driver should remain inside the cab of the vehicle. If the driver gets out of the vehicle, the cab interior must be cleaned and disinfected, and the driver must wear protective clothing, such as disposable boots and gloves, and remove them before getting back in the cab.
 - ✓ The tires and wheel wells must be cleaned and disinfected before leaving the premises of origin within the Control Area.
- The additional product-specific biosecurity steps are in place.

Biosecurity: Product-Specific Steps for Wet Eggshells to Landfill

- ✓ Movement of eggs from offline farms in a Control Area to a standalone breaking facility is in accordance with the *SES plan*.
 - ✓ Dump trucks are covered with a tarpaulin or equivalent cover.
 - ✓ The tires and wheel wells must be cleaned and disinfected before leaving the destination premises after delivering wet eggshells.
 - ✓ Wet eggshells are covered by 6 inches of earthen material (or equivalent) immediately after disposal to restrict access to flies, insects, and other vermin.
- The premises' (farm of origin) biosecurity measures are acceptable to State and Federal officials.
 - The epidemiological assessment is complete (farm of origin) and indicates no dangerous contacts with Infected Premises.
 - For egg breaking premises with poultry onsite:* One negative RRT-PCR result for HPAI from a pooled sample (5-bird pool or 11-bird pool per 50 dead birds) is required within 24 hours prior to movement.

If all the above are true, a permit can be issued to move wet eggshells to landfill.

Figure 8-5. Permitting of Wet Eggshells to Landfill



8.9 PERMIT GUIDANCE FOR WET EGGHELLS FOR LAND APPLICATION

- Traceability information (premises ID, GPS coordinates, or other) is available.
- Flock production parameters are normal.
- The following biosecurity steps are in place.

Biosecurity: Truck & Driver Steps

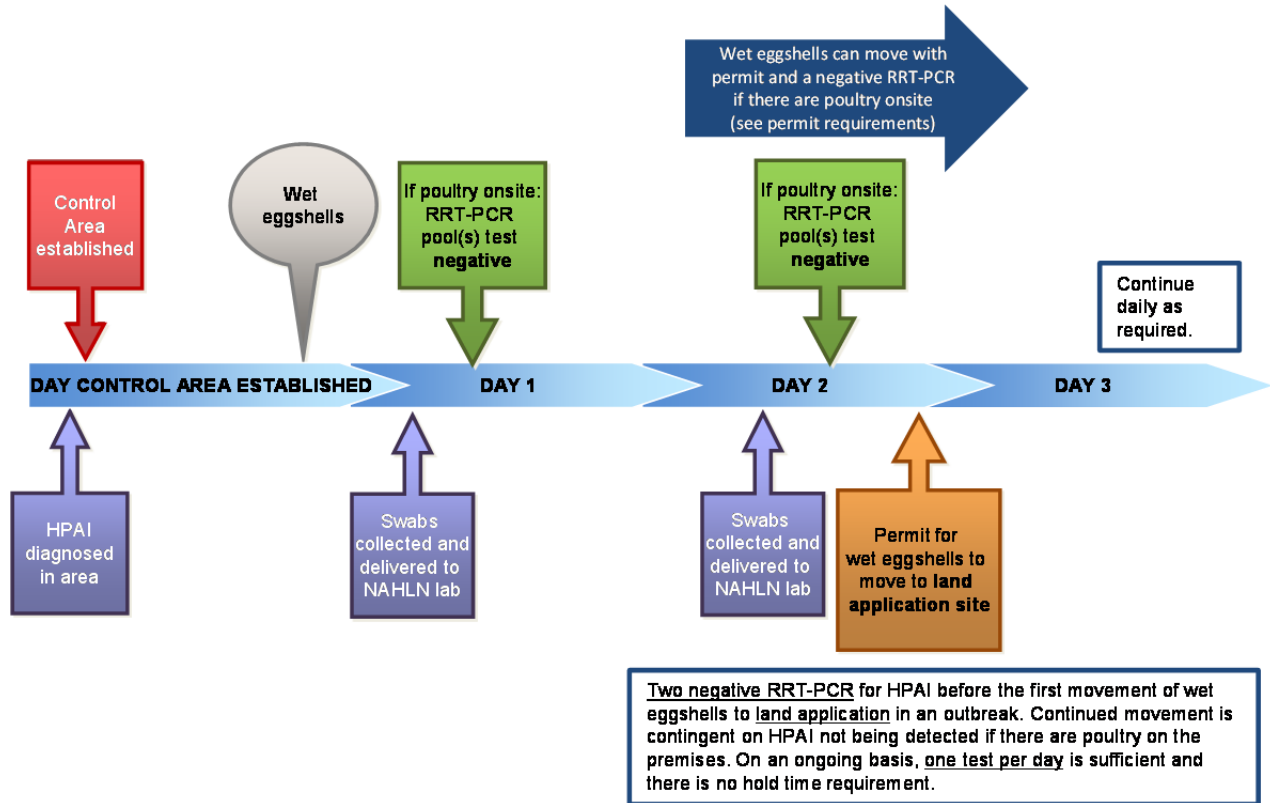
- ✓ The interior and exterior of the vehicle (including the open bed) is cleaned and disinfected after delivering wet eggshells if traveling to a different poultry premises.
- ✓ The driver should remain inside the cab of the vehicle. If the driver gets out of the vehicle, the cab interior must be cleaned and disinfected, and the driver must wear protective clothing, such as disposable boots and gloves, and remove them before getting back in the cab.
- ✓ The tires and wheel wells must be cleaned and disinfected before leaving the premises of origin within the Control Area.
- The additional product-specific biosecurity steps are in place.

Biosecurity: Product-Specific Steps for Wet Eggshells for Land Application

- ✓ Movement of eggs from offline farms in a Control Area to a standalone breaking facility is in accordance with the *SES Plan*.
- ✓ Dump trucks are covered with a tarpaulin or equivalent cover.
- ✓ The tires and wheel wells must be cleaned and disinfected before leaving the destination premises after delivering wet eggshells.
- ✓ Wet eggshells from an inline egg-breaking facility are required to be held in a storage pile at the destination premises for two days before land application.
- ✓ The land application site for wet eggshells is at least a distance of 3 kilometers away from premises with other commercial poultry.
- The premises' (farm of origin) biosecurity measures are acceptable to State and Federal officials.
- The epidemiological assessment is complete (farm of origin) and indicates no dangerous contacts with Infected Premises.
- For egg breaking premises with poultry onsite:* Two negative RRT-PCR results for HPAI from a pooled sample (5-bird pool or 11-bird pool per 50 dead birds) are required before the first movement of wet eggshells to land application in an outbreak. On an ongoing basis, one test per day is sufficient and there is no hold time requirement.

If all the above are true, a permit can be issued to move wet eggshells to land application site.

Figure 8-6. Permitting of Wet Eggshells for Land Application



8.10 PERMIT GUIDANCE FOR WET EGG SHELLS TO DRYING AT A STANDALONE FACILITY WITHOUT POULTRY ONSITE

- Traceability information (premises ID, GPS coordinates, or other) is available.
- Flock production parameters are normal.
- The following biosecurity steps are in place.

Biosecurity: Truck & Driver Steps

- ✓ The interior and exterior of the vehicle (including the open bed) is cleaned and disinfected after delivering wet eggshells if traveling to a different poultry premises.
- ✓ The driver should remain inside the cab of the vehicle. If the driver gets out of the vehicle, the cab interior must be cleaned and disinfected, and the driver must wear protective clothing, such as disposable boots and gloves, and remove them before getting back in the cab.
- ✓ The tires and wheel wells must be cleaned and disinfected before leaving the premises of origin within the Control Area.

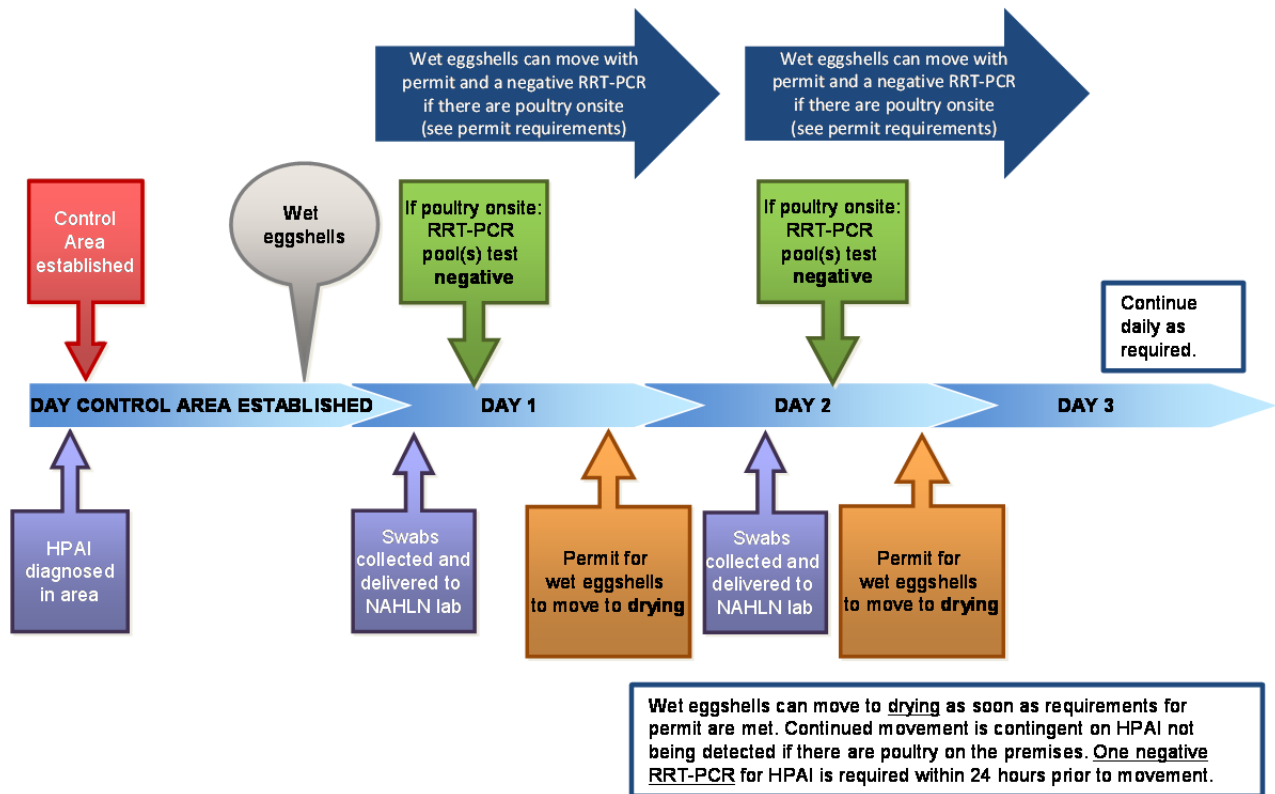
- The additional product-specific biosecurity steps are in place.

Biosecurity: Product-Specific Steps for Wet Eggshells to Drying

- ✓ Movement of eggs from offline farms in a Control Area to a standalone breaking facility is in accordance with the *SES Plan*.
- ✓ Dump trucks are covered with a tarpaulin or equivalent cover.
- ✓ The tires and wheel wells must be cleaned and disinfected before leaving the destination premises after delivering wet eggshells.
- ✓ Measures should be taken to exclude flies from the truck cab.
- The premises' (farm of origin) biosecurity measures are acceptable to State and Federal officials.
- The epidemiological assessment is complete (farm of origin) and indicates no dangerous contacts with Infected Premises.
- *For egg breaking premises with poultry onsite:* One negative RRT-PCR result for HPAI from a pooled sample (5-bird pool or 11-bird pool per 50 dead birds) is required within 24 hours prior to movement.

If all the above are true, a permit can be issued to move wet eggshells to drying.

Figure 8-7. Permitting of Wet Eggshells to Drying



PERMIT FOR MOVEMENT OF DRY EGGSHELLS TO POULTRY FEED MILL

PERMIT NUMBER: XX.0 DATE OF PERMIT:

*xx is premises number, initial permits will be numbered zero and subsequent permits 1, 2, 3, and so on.

Shipment is permitted from (premises name & 911 address) to (premises name).

- ❖ If there are poultry on the premises, the Incident Command (IC) may require the exterior of the transport vehicle be cleaned and disinfected depending on onsite factors.
❖ The driver should remain inside the cab of the vehicle. If the driver gets out of the vehicle, the cab interior must be cleaned and disinfected, and the driver must wear protective clothing, such as disposable boots and gloves, and remove them before getting back in the cab. The tires and wheel wells must be cleaned and disinfected when leaving premises within the Control Area.
❖ Dry eggshells are wet eggshells that have been treated with a drying process that reduces moisture content of incoming wet eggshells to 4 percent, or lower, with an exhaust air temperature greater than 200°F.
❖ The dry eggshell product-specific biosecurity steps from the shells and inedible egg product risk assessment should be followed for operations starting from when the Control Area is first established.
❖ The outside of the truck should be disinfected at an official station upon exiting the Control Area or per IC requirements and prior to returning to a poultry premises.
❖ Biosecurity measures are acceptable to State and/or Federal officials.
❖ For egg breaking premises with poultry onsite: Negative real-time reverse transcriptase polymerase chain reaction (RRT-PCR) result for highly pathogenic avian influenza (HPAI) within 24 hours prior to movement from a pooled sample (5-bird pool or 11-bird pool per 50 dead birds). Subsequent movements of dry eggshells from within the Control Area will be permitted according to the Dry Eggshells Product Summary.
❖ If all the above are true, a permit can be issued to move dry eggshells to a poultry feed mill.

I certify that the dry eggshells have met the permit criteria as stated in the Secure Egg Supply Plan.

Incident Commander Printed Name and Signature Date (mm/dd/yyyy)

I certify that the flocks of origin of all dry eggshells originating from the Control Area from premises with poultry onsite test negative by RRT-PCR.

Premises Manager Printed Name and Signature Date of shipment (mm/dd/yyyy)

The IC may issue the initial permit as soon as negative RRT-PCR test results have been received if the premises is compliant with the permit guidance. Subsequent permits for movement of this product may be issued by the premises manager unless a significant change in production parameters occurs, the flock is found to have a positive RRT-PCR result for HPAI, or some other significant event occurs such as the onset of obvious clinical signs of HPAI or a determination is made that the flock is a Contact Premises. On an ongoing basis, the IC will monitor RRT-PCR results from each flock and will review flock production parameters to confirm the flock continues to be eligible for this permit.

SUBSEQUENT PERMIT FOR MOVEMENT OF DRY EGGSHELLS TO POULTRY FEED MILL

PERMIT NUMBER: XX.1 _____ **DATE OF PERMIT:** _____

*xx is premises number, initial permits will be numbered zero and subsequent permits 2, 3,4, and so on.

Shipment is permitted from _____ (premises name & 911 address)
to _____ (premises name).

- ❖ If there are poultry on the premises, the Incident Command (IC) may require the exterior of the transport vehicle be cleaned and disinfected depending on onsite factors.
- ❖ The driver should remain inside the cab of the vehicle. If the driver gets out of the vehicle, the cab interior must be cleaned and disinfected, and the driver must wear protective clothing, such as disposable boots and gloves, and remove them before getting back in the cab. The tires and wheel wells must be cleaned and disinfected when leaving premises within the Control Area.
- ❖ Dry eggshells are wet eggshells that have been treated with a drying process that reduces moisture content of incoming wet eggshells to 4 percent, or lower, with an exhaust air temperature greater than 200°F.
- ❖ The dry eggshell product-specific biosecurity steps from the shells and inedible egg product risk assessment should be followed for operations starting from when the Control Area is first established.
- ❖ The outside of the truck should be disinfected at an official station upon exiting the Control Area or per IC requirements and prior to returning to a poultry premises.
- ❖ Biosecurity measures are acceptable to State and/or Federal officials.
- ❖ *For egg breaking premises with poultry onsite:* Negative real-time reverse transcriptase polymerase chain reaction (RRT-PCR) result for highly pathogenic avian influenza (HPAI) within 24 hours prior to movement from a pooled sample (5-bird pool or 11-bird pool per 50 dead birds). Subsequent movements of dry eggshells from within the Control Area will be permitted according to the Dry Eggshells Product Summary.
- ❖ **If all the above are true, a permit can be issued to move dry eggshells to a poultry feed mill.**

I certify that the flocks of origin of all dry eggshells originating from the Control Area from premises with poultry onsite test negative by RRT-PCR.

/ _____
Premises Manager Printed Name and Signature Date of shipment (mm/dd/yyyy)

The IC may issue the initial permit as soon as negative RRT-PCR test results have been received if the premises is compliant with the permit guidance. Subsequent permits for movement of this product may be issued by the premises manager unless a significant change in production parameters occurs, the flock is found to have a positive RRT-PCR result for HPAI, or some other significant event occurs such as the onset of obvious clinical signs of HPAI or a determination is made that the flock is a Contact Premises. On an ongoing basis, the IC will monitor RRT-PCR results from each flock and will review flock production parameters to confirm the flock continues to be eligible for this permit.

PERMIT FOR MOVEMENT OF INEDIBLE EGG PRODUCT TO PASTEURIZATION

PERMIT NUMBER: XX.0 DATE OF PERMIT:

*xx is premises number, initial permits will be numbered zero and subsequent permits 1, 2, 3, and so on.

Shipment is permitted from (premises name & 911 address) to (premises name).

- The cargo interior and exterior of the transport vehicle must be cleaned and disinfected. The driver should remain inside the cab of the vehicle. If the driver gets out of the vehicle, the cab interior must be cleaned and disinfected, and the driver must wear protective clothing, such as disposable boots and gloves, and remove them before getting back in the cab. The tires and wheel wells must be cleaned and disinfected when leaving premises within the Control Area.
Inedible egg product can only move to a plant where it is pasteurized according to the USDA Food Safety and Inspection Service standards for inactivating Salmonella in whole egg, or whole egg blends, depending on the percent of non-egg ingredients as described in 9 CFR 90.570.
If carboys are used in the transport of INEP they must be destroyed at the final destination, or cleaned and sanitized (following accepted procedures) and returned to the premises of origin without contacting materials going to other premises. Personnel at the destination premises will be notified of requirements for handling and cleaning and disinfection of used carboys if INEP is transported in them.
The inedible egg product-specific biosecurity steps from the shells and inedible egg product risk assessment should be followed for operations starting from when the Control Area is first established.
The outside of the truck should be disinfected at an official station upon exiting the Control Area or per Incident Command (IC) requirements and prior to returning to a poultry premises.
Biosecurity measures are acceptable to State and/or Federal officials.
For egg breaking premises with poultry onsite: Two negative real-time reverse transcriptase polymerase chain reaction (RRT-PCR) results are required before the first movement of INEP in carboys to pasteurizing at an inline facility. One negative RRT-PCR result for highly pathogenic avian influenza (HPAI) within 24 hours prior to movement from a pooled sample (5-bird pool or 11-bird pool per 50 dead birds). Subsequent movements of inedible egg product to pasteurization from within the Control Area will be permitted according to the Inedible Egg Product summary.
If all the above are true, a permit can be issued to move inedible egg product to pasteurization.

I certify that the inedible egg product has met the permit criteria as stated in the Secure Egg Supply Plan.

Incident Commander Printed Name and Signature Date (mm/dd/yyyy)

I certify that the flocks of origin of all inedible egg products originating from the Control Area from premises with poultry onsite test negative by RRT-PCR.

Premises Manager Printed Name and Signature Date of shipment (mm/dd/yyyy)

The IC may issue the initial permit as soon as negative RRT-PCR test results have been received if the premises is compliant with the permit guidance. Subsequent permits for movement of this product may be issued by the premises manager unless a significant change in production parameters occurs, the flock is found to have a positive RRT-PCR result for HPAI, or some other significant event occurs such as the onset of obvious clinical signs of HPAI or a determination is made that the flock is a Contact Premises. On an ongoing basis, the IC will monitor RRT-PCR results from each flock and will review flock production parameters to confirm the flock continues to be eligible for this permit.

SUBSEQUENT PERMIT FOR MOVEMENT OF INEDIBLE EGG PRODUCT TO PASTEURIZATION

PERMIT NUMBER: XX.1 _____ **DATE OF PERMIT:** _____

*xx is premises number, initial permits will be numbered zero and subsequent permits 2, 3, 4, and so on.

Shipment is permitted from _____ (premises name & 911 address)
to _____ (premises name).

- ❖ The cargo interior and exterior of the transport vehicle must be cleaned and disinfected. The driver should remain inside the cab of the vehicle. If the driver gets out of the vehicle, the cab interior must be cleaned and disinfected, and the driver must wear protective clothing, such as disposable boots and gloves, and remove them before getting back in the cab. The tires and wheel wells must be cleaned and disinfected when leaving premises within the Control Area.
- ❖ Inedible egg product can only move to a plant where it is pasteurized according to the USDA Food Safety and Inspection Service standards for inactivating *Salmonella* in whole egg, or whole egg blends, depending on the percent of non-egg ingredients as described in 9 CFR 90.570.
- ❖ If carboys are used in the transport of INEP they must be destroyed at the final destination, or cleaned and sanitized (following accepted procedures) and returned to the premises of origin without contacting materials going to other premises. Personnel at the destination premises will be notified of requirements for handling and cleaning and disinfection of used carboys if INEP is transported in them.
- ❖ The inedible egg product-specific biosecurity steps from the shells and inedible egg product risk assessment should be followed for operations starting from when the Control Area is first established.
- ❖ The outside of the truck should be disinfected at an official station upon exiting the Control Area or per Incident Command (IC) requirements and prior to returning to a poultry premises.
- ❖ Biosecurity measures are acceptable to State and/or Federal officials.
- ❖ *For egg breaking premises with poultry onsite:* Two negative real-time reverse transcriptase polymerase chain reaction (RRT-PCR) results are required before the first movement of INEP in carboys to pasteurizing at an inline facility. One negative RRT-PCR result for highly pathogenic avian influenza (HPAI) within 24 hours prior to movement from a pooled sample (5-bird pool or 11-bird pool per 50 dead birds). Subsequent movements of inedible egg product to pasteurization from within the Control Area will be permitted according to the Inedible Egg Product summary.
- ❖ **If all the above are true, a permit can be issued to move inedible egg product to pasteurization.**

I certify that the flocks of origin all inedible egg product originating from the Control Area from premises with poultry onsite test negative by RRT-PCR.

_____/_____
Premises Manager Printed Name and Signature Date of shipment (mm/dd/yyyy)

The IC may issue the initial permit as soon as negative RRT-PCR test results have been received if the premises is compliant with the permit guidance. Subsequent permits for movement of this product may be issued by the premises manager unless a significant change in production parameters occurs, the flock is found to have a positive RRT-PCR result for HPAI, or some other significant event occurs such as the onset of obvious clinical signs of HPAI or a determination is made that the flock is a Contact Premises. On an ongoing basis, the IC will monitor RRT-PCR results from each flock and will review flock production parameters to confirm the flock continues to be eligible for this permit.

PERMIT FOR MOVEMENT OF INEDIBLE EGG PRODUCT TO LANDFILL

PERMIT NUMBER: XX.0 _____ **DATE OF PERMIT:** _____

*xx is premises number, initial permits will be numbered zero and subsequent permits 1, 2, 3, and so on.

Shipment is permitted from _____ (premises name & 911 address)
to _____ (premises name).

- ❖ The cargo interior and exterior of the transport vehicle must be cleaned and disinfected. The driver should remain inside the cab of the vehicle. If the driver gets out of the vehicle, the cab interior must be cleaned and disinfected, and the driver must wear protective clothing, such as disposable boots and gloves, and remove them before getting back in the cab.. The tires and wheel wells must be cleaned and disinfected when leaving premises within the Control Area.
- ❖ INEP disposed in a landfill should be covered by 6 inches of earthen material (or equivalent) immediately after disposal to restrict access to flies, insects, and other vermin.
- ❖ The inedible egg product specific biosecurity steps from the shells and inedible egg product risk assessment should be followed for operations starting from when the Control Area is first established.
- ❖ The outside of the truck should be disinfected at an official station upon exiting the Control Area or per Incident Command (IC) requirements and prior to returning to a poultry premises.
- ❖ Biosecurity measures are acceptable to State and/or Federal officials.
- ❖ *For egg breaking premises with poultry onsite:* One negative real-time reverse transcriptase polymerase chain reaction (RRT-PCR) result for highly pathogenic avian influenza (HPAI) within 24 hours prior to movement from a pooled sample (5-bird pool or 11-bird pool per 50 dead birds). Subsequent movements of inedible egg product to pasteurization from within the Control Area will be permitted according to the Inedible Egg Product summary.
- ❖ **If all the above are true, a permit can be issued to move inedible egg product to landfill.**

I certify that the inedible egg product has met the permit criteria as stated in the Secure Egg Supply Plan.

/ _____
Incident Commander Printed Name and Signature Date (mm/dd/yyyy)

I certify that the flocks of origin of all inedible egg product originating from the Control Area from premises with poultry onsite test negative by RRT-PCR.

/ _____
Premises Manager Printed Name and Signature Date of shipment (mm/dd/yyyy)

The IC may issue the initial permit as soon as negative RRT-PCR test results have been received if the premises is compliant with the permit guidance. Subsequent permits for movement of this product may be issued by the premises manager unless a significant change in production parameters occurs, the flock is found to have a positive RRT-PCR result for HPAI, or some other significant event occurs such as the onset of obvious clinical signs of HPAI or a determination is made that the flock is a Contact Premises. On an ongoing basis, the IC will monitor RRT-PCR results from each flock and will review flock production parameters to confirm the flock continues to be eligible for this permit.

SUBSEQUENT PERMIT FOR MOVEMENT OF INEDIBLE EGG PRODUCT TO LANDFILL

PERMIT NUMBER: XX.1 _____ **DATE OF PERMIT:** _____

*xx is premises number, initial permits will be numbered zero and subsequent permits 2, 3, 4, and so on.

Shipment is permitted from _____ (premises name & 911 address)
to _____ (premises name).

- ❖ The cargo interior and exterior of the transport vehicle must be cleaned and disinfected. The driver should remain inside the cab of the vehicle. If the driver gets out of the vehicle, the cab interior must be cleaned and disinfected, and the driver must wear protective clothing, such as disposable boots and gloves, and remove them before getting back in the cab. The tires and wheel wells must be cleaned and disinfected when leaving premises within the Control Area.
- ❖ INEP disposed in a landfill should be covered by 6 inches of earthen material (or equivalent) immediately after disposal to restrict access to flies, insects, and other vermin.
- ❖ The inedible egg product specific biosecurity steps from the shells and inedible egg product risk assessment should be followed for operations starting from when the Control Area is first established.
- ❖ The outside of the truck should be disinfected at an official station upon exiting the Control Area or per Incident Command (IC) requirements and prior to returning to a poultry premises.
- ❖ Biosecurity measures are acceptable to State and/or Federal officials.
- ❖ *For egg breaking premises with poultry onsite:* One negative real-time reverse transcriptase polymerase chain reaction (RRT-PCR) result for highly pathogenic avian influenza (HPAI) within 24 hours prior to movement from a pooled sample (5-bird pool or 11-bird pool per 50 dead birds). Subsequent movements of inedible egg product to pasteurization from within the Control Area will be permitted according to the Inedible Egg Product summary.
- ❖ **If all the above are true, a permit can be issued to move inedible egg product to landfill.**

I certify that the flocks of origin of all inedible egg product originating from the Control Area from premises with poultry onsite test negative by RRT-PCR.

Premises Manager Printed Name and Signature Date of shipment (mm/dd/yyyy)

The IC may issue the initial permit as soon as negative RRT-PCR test results have been received if the premises is compliant with the permit guidance. Subsequent permits for movement of this product may be issued by the premises manager unless a significant change in production parameters occurs, the flock is found to have a positive RRT-PCR result for HPAI, or some other significant event occurs such as the onset of obvious clinical signs of HPAI or a determination is made that the flock is a Contact Premises. On an ongoing basis, the IC will monitor RRT-PCR results from each flock and will review flock production parameters to confirm the flock continues to be eligible for this permit.

PERMIT FOR MOVEMENT OF WET EGGSHELLS TO LANDFILL

PERMIT NUMBER: XX.0 DATE OF PERMIT:

*xx is premises number, initial permits will be numbered zero and subsequent permits 1, 2, 3, and so on.

Shipment is permitted from (premises name and & 911 address) to (premises name).

- The cargo interior and exterior of the transport vehicle must be cleaned and disinfected. The driver should remain inside the cab of the vehicle. If the driver gets out of the vehicle, the cab interior must be cleaned and disinfected, and the driver must wear protective clothing, such as disposable boots and gloves, and remove them before getting back in the cab. The tires and wheel wells must be cleaned and disinfected when leaving premises within the Control Area.
Wet eggshells disposed in a landfill should be covered by 6 inches of earthen material (or equivalent) immediately after disposal to restrict access to flies, insects, and other vermin.
The wet eggshells product-specific biosecurity steps from the shells and inedible egg product risk assessment should be followed for operations starting from when the Control Area is first established.
The outside of the truck should be disinfected at an official station upon exiting the Control Area or per Incident Command (IC) requirements and prior to returning to a poultry premises.
Biosecurity measures are acceptable to State and/or Federal officials.
For egg breaking premises with poultry onsite: One negative real-time reverse transcriptase polymerase chain reaction (RRT-PCR) result for highly pathogenic avian influenza (HPAI) within 24 hours prior to movement from a pooled sample (5-bird pool or 11-bird pool per 50 dead birds). Subsequent movements of wet eggshells to landfill from within the Control Area will be permitted according to the wet eggshells product summary.
If all the above are true, a permit can be issued to move wet eggshells to landfill.

I certify that the wet eggshells have met the permit criteria as stated in the Secure Egg Supply Plan.

Incident Commander Printed Name and Signature Date (mm/dd/yyyy)

I certify that the flocks of origin of all wet eggshells originating from the Control Area from premises with poultry onsite test negative by RRT-PCR.

Premises Manager Printed Name and Signature Date of shipment (mm/dd/yyyy)

The IC may issue the initial permit as soon as negative RRT-PCR test results have been received if the premises is compliant with the permit guidance. Subsequent permits for movement of this product may be issued by the premises manager unless a significant change in production parameters occurs, the flock is found to have a positive RRT-PCR result for HPAI, or some other significant event occurs such as the onset of obvious clinical signs of HPAI or a determination is made that the flock is a Contact Premises. On an ongoing basis, the IC will monitor RRT-PCR results from each flock and will review flock production parameters to confirm the flock continues to be eligible for this permit.

SUBSEQUENT PERMIT FOR MOVEMENT OF WET EGGHELLS TO LANDFILL

PERMIT NUMBER: XX.1 _____ **DATE OF PERMIT:** _____

*xx is premises number, initial permits will be numbered zero and subsequent permits 2, 3, 4, and so on.

Shipment is permitted from _____ (premises name & 911 address)
to _____ (premises name).

- ❖ The cargo interior and exterior of the transport vehicle must be cleaned and disinfected. The driver should remain inside the cab of the vehicle. If the driver gets out of the vehicle, the cab interior must be cleaned and disinfected, and the driver must wear protective clothing, such as disposable boots and gloves, and remove them before getting back in the cab. The tires and wheel wells must be cleaned and disinfected when leaving premises within the Control Area.
- ❖ Wet eggshells disposed in a landfill should be covered by 6 inches of earthen material (or equivalent) immediately after disposal to restrict access to flies, insects, and other vermin.
- ❖ The wet eggshells product-specific biosecurity steps from the shells and inedible egg product risk assessment should be followed for operations starting from when the Control Area is first established.
- ❖ The outside of the truck should be disinfected at an official station upon exiting the Control Area or per Incident Command (IC) requirements and prior to returning to a poultry premises.
- ❖ Biosecurity measures are acceptable to State and/or Federal officials.
- ❖ *For egg breaking premises with poultry onsite:* One negative real-time reverse transcriptase polymerase chain reaction (RRT-PCR) result for highly pathogenic avian influenza (HPAI) within 24 hours prior to movement from a pooled sample (5-bird pool or 11-bird pool per 50 dead birds). Subsequent movements of wet eggshells to landfill from within the Control Area will be permitted according to the wet eggshells product summary.
- ❖ **If all the above are true, a permit can be issued to move wet eggshells to landfill.**

I certify that the flocks of origin of all wet eggshells originating from the Control Area from premises with poultry onsite test negative by RRT-PCR.

/

Premises Manager Printed Name and Signature	Date of shipment (mm/dd/yyyy)
---	-------------------------------

The IC may issue the initial permit as soon as negative RRT-PCR test results have been received if the premises is compliant with the permit guidance. Subsequent permits for movement of this product may be issued by the premises manager unless a significant change in production parameters occurs, the flock is found to have a positive RRT-PCR result for HPAI, or some other significant event occurs such as the onset of obvious clinical signs of HPAI or a determination is made that the flock is a Contact Premises. On an ongoing basis, the IC will monitor RRT-PCR results from each flock and will review flock production parameters to confirm the flock continues to be eligible for this permit.

PERMIT FOR MOVEMENT OF WET EGGSHELLS FOR LAND APPLICATION

PERMIT NUMBER: XX.0 DATE OF PERMIT:

*xx is premises number, initial permits will be numbered zero and subsequent permits 1, 2, 3, and so on.

Shipment is permitted from (premises name & 911 address) to (premises name).

- The cargo interior and exterior of the transport vehicle must be cleaned and disinfected. The driver should remain inside the cab of the vehicle. If the driver gets out of the vehicle, the cab interior must be cleaned and disinfected, and the driver must wear protective clothing, such as disposable boots and gloves, and remove them before getting back in the cab. The tires and wheel wells must be cleaned and disinfected when leaving premises within the Control Area. Dump trucks are covered with a tarpaulin or equivalent cover. Wet eggshells from an inline egg-breaking facility are required to be held at the destination premises for two days before land application. The land application site for wet eggshells is at least a distance of 3 kilometers away from premises with other commercial poultry. The wet eggshells product-specific biosecurity steps from the shells and inedible egg product risk assessment should be followed for operations starting from when the Control Area is first established. The outside of the truck should be disinfected at an official station upon exiting the Control Area or per Incident Command (IC) requirements and prior to returning to a poultry premises. Biosecurity measures are acceptable to State and/or Federal officials. For egg breaking premises with poultry onsite: Two negative real-time reverse transcriptase polymerase chain reaction (RRT-PCR) for highly pathogenic avian influenza (HPAI) before the first movement of wet eggshells to land application in an outbreak. One negative RRT-PCR result for HPAI within 24 hours prior to movement from a pooled sample (5-bird pool or 11-bird pool per 50 dead birds). Subsequent movements of wet eggshells to land application from within the Control Area will be permitted according to the wet eggshells product summary. If all the above are true, a permit can be issued to move wet eggshells to the land application site.

I certify that the wet eggshells have met the permit criteria as stated in the Secure Egg Supply Plan.

Incident Commander Printed Name and Signature Date (mm/dd/yyyy)

I certify that the flocks of origin of all wet eggshells originating from the Control Area from premises with poultry onsite test negative by RRT-PCR.

Premises Manager Printed Name and Signature Date of shipment (mm/dd/yyyy)

The IC may issue the initial permit as soon as negative RRT-PCR test results have been received if the premises is compliant with the permit guidance. Subsequent permits for movement of this product may be issued by the premises manager unless a significant change in production parameters occurs, the flock is found to have a positive RRT-PCR result for HPAI, or some other significant event occurs such as the onset of obvious clinical signs of HPAI or a determination is made that the flock is a Contact Premises. On an ongoing basis, the IC will monitor RRT-PCR results from each flock and will review flock production parameters to confirm the flock continues to be eligible for this permit.

SUBSEQUENT PERMIT FOR MOVEMENT OF WET EGG SHELLS FOR LAND APPLICATION

PERMIT NUMBER: XX.1 _____ DATE OF PERMIT: _____

***xx is premises number, initial permits will be numbered zero and subsequent permits 2, 3, 4, and so on.**

Shipment is permitted from _____ (premises name & 911 address)

to _____ (premises name).

- ❖ The cargo interior and exterior of the transport vehicle must be cleaned and disinfected. The driver should remain inside the cab of the vehicle. If the driver gets out of the vehicle, the cab interior must be cleaned and disinfected, and the driver must wear protective clothing, such as disposable boots and gloves, and remove them before getting back in the cab. The tires and wheel wells must be cleaned and disinfected when leaving premises within the Control Area.
- ❖ Dump trucks are covered with a tarpaulin or equivalent cover.
- ❖ Wet eggshells from an inline egg-breaking facility are required to be held at the destination premises for two days before land application.
- ❖ The land application site for wet eggshells is at least a distance of 3 kilometers away from premises with other commercial poultry.
- ❖ The wet eggshells product-specific biosecurity steps from the shells and inedible egg product risk assessment should be followed for operations starting from when the Control Area is first established.
- ❖ The outside of the truck should be disinfected at an official station upon exiting the Control Area or per Incident Command (IC) requirements and prior to returning to a poultry premises.
- ❖ Biosecurity measures are acceptable to State and/or Federal officials.
- ❖ *For egg breaking premises with poultry onsite:* Two negative real-time reverse transcriptase polymerase chain reaction (RRT-PCR) for highly pathogenic avian influenza (HPAI) before the first movement of wet eggshells to land application in an outbreak. One negative RRT-PCR result for HPAI within 24 hours prior to movement from a pooled sample (5-bird pool or 11-bird pool per 50 dead birds). Subsequent movements of wet eggshells to land application from within the Control Area will be permitted according to the wet eggshells product summary.
- ❖ **If all the above are true, a permit can be issued to move wet eggshells to the land application site.**

I certify that the flocks of origin all wet eggshells originating from the Control Area from premises with poultry onsite test negative by RRT-PCR.

/

Premises Manager Printed Name and Signature	Date of shipment (mm/dd/yyyy)
---	-------------------------------

The IC may issue the initial permit as soon as negative RRT-PCR test results have been received if the premises is compliant with the permit guidance. Subsequent permits for movement of this product may be issued by the premises manager unless a significant change in production parameters occurs, the flock is found to have a positive RRT-PCR result for HPAI, or some other significant event occurs such as the onset of obvious clinical signs of HPAI or a determination is made that the flock is a Contact Premises. On an ongoing basis, the IC will monitor RRT-PCR results from each flock and will review flock production parameters to confirm the flock continues to be eligible for this permit.

PERMIT FOR MOVEMENT OF WET EGGSHELLS TO DRYING

PERMIT NUMBER: XX.0 DATE OF PERMIT:

*xx is premises number, initial permits will be numbered zero and subsequent permits 1, 2, 3, and so on.

Shipment is permitted from (premises name & 911 address) to (premises name).

- The cargo interior and exterior of the transport vehicle must be cleaned and disinfected. The driver should remain inside the cab of the vehicle. If the driver gets out of the vehicle, the cab interior must be cleaned and disinfected, and the driver must wear protective clothing, such as disposable boots and gloves, and remove them before getting back in the cab. The tires and wheel wells must be cleaned and disinfected when leaving premises within the Control Area. Dump trucks are covered with a tarpaulin or equivalent cover. Measures should be taken to exclude flies from the truck cab. The wet eggshells product- specific biosecurity steps from the shells and inedible egg product risk assessment should be followed for operations starting from when the Control Area is first established. The outside of the truck should be disinfected at an official station upon exiting the Control Area or per Incident Command (IC) requirements and prior to returning to a poultry premises. Biosecurity measures are acceptable to State and/or Federal officials. For egg breaking premises with poultry onsite: One negative real-time reverse transcriptase polymerase chain reaction (RRT-PCR) result for highly pathogenic avian influenza (HPAI) within 24 hours prior to movement from a pooled sample (5-bird pool or 11-bird pool per 50 dead birds). Subsequent movements of wet eggshells to drying from within the Control Area will be permitted according to the wet eggshells product summary. If all the above are true, a permit can be issued to move wet eggshells to drying.

I certify that the wet eggshells have met the permit criteria as stated in the Secure Egg Supply Plan.

Incident Commander Printed Name and Signature Date (mm/dd/yyyy)

I certify that the flocks of origin of all wet eggshells originating from the Control Area from premises with poultry onsite test negative by RRT-PCR.

Premises Manager Printed Name and Signature Date of shipment (mm/dd/yyyy)

The IC may issue the initial permit as soon as negative RRT-PCR test results have been received if the premises is compliant with the permit guidance. Subsequent permits for movement of this product may be issued by the premises manager unless a significant change in production parameters occurs, the flock is found to have a positive RRT-PCR result for HPAI, or some other significant event occurs such as the onset of obvious clinical signs of HPAI or a determination is made that the flock is a Contact Premises. On an ongoing basis, the IC will monitor RRT-PCR results from each flock and will review flock production parameters to confirm the flock continues to be eligible for this permit.

SUBSEQUENT PERMIT FOR MOVEMENT OF WET EGGHELLS TO DRYING

PERMIT NUMBER: XX.1 DATE OF PERMIT: _____

*xx is premises number, initial permits will be numbered zero and subsequent permits 2, 3, 4, and so on.

Shipment is permitted from _____ (premises name & 911 address)

to _____ (premises name).

- ❖ The cargo interior and exterior of the transport vehicle must be cleaned and disinfected. The driver should remain inside the cab of the vehicle. If the driver gets out of the vehicle, the cab interior must be cleaned and disinfected, and the driver must wear protective clothing, such as disposable boots and gloves, and remove them before getting back in the cab. The tires and wheel wells must be cleaned and disinfected when leaving premises within the Control Area.
- ❖ Dump trucks are covered with a tarpaulin or equivalent cover.
- ❖ Measures should be taken to exclude flies from the truck cab.
- ❖ The wet eggshells product-specific biosecurity steps from the shells and inedible egg product risk assessment should be followed for operations starting from when the Control Area is first established.
- ❖ The outside of the truck should be disinfected at an official station upon exiting the Control Area or per Incident Command (IC) requirements and prior to returning to a poultry premises.
- ❖ Biosecurity measures are acceptable to State and/or Federal officials.
- ❖ *For egg breaking premises with poultry onsite:* One negative real-time reverse transcriptase polymerase chain reaction (RRT-PCR) result for highly pathogenic avian influenza (HPAI) within 24 hours prior to movement from a pooled sample (5-bird pool or 11-bird pool per 50 dead birds). Subsequent movements of wet eggshells to drying from within the Control Area will be permitted according to the wet eggshells product summary.
- ❖ **If all the above are true, a permit can be issued to move wet eggshells to drying.**

I certify that the flocks of origin all wet eggshells originating from the Control Area from premises with poultry onsite test negative by RRT-PCR.

/

Premises Manager Printed Name and Signature

Date of shipment (mm/dd/yyyy)

The IC may issue the initial permit as soon as negative RRT-PCR test results have been received if the premises is compliant with the permit guidance. Subsequent permits for movement of this product may be issued by the premises manager unless a significant change in production parameters occurs, the flock is found to have a positive RRT-PCR result for HPAI, or some other significant event occurs such as the onset of obvious clinical signs of HPAI or a determination is made that the flock is a Contact Premises. On an ongoing basis, the IC will monitor RRT-PCR results from each flock and will review flock production parameters to confirm the flock continues to be eligible for this permit.

Appendix A

Supplemental Materials

There are a number of documents that supplement the *SES Plan*. These supplemental materials are quite long, and therefore have not been included in this document. However, they are available at www.secureeggssupply.com. Those documents are the following:

- ◆ Supplement 1: *Surveillance guidelines*
- ◆ Supplement 2: *Cleaning and disinfection guidelines*
- ◆ Supplement 3: *Permitted movement checklists*
- ◆ Supplement 4: *Proactive product-specific risk assessments*
- ◆ Supplement 5: *Permit examples*
- ◆ Supplement 6: *The Voluntary Preparedness Components.*

Appendix B

Published Articles

The following are published articles that support the *SES Plan*:

Malladi, S, Weaver, T.J., Clouse T.L, Bjork, K.E., and Trampel, D.W. (2011). “Moving-Average Trigger for Early Detection of Rapidly Increasing Mortality in Caged Table-Egg Layers,” *Avian Diseases*, 55(4):603-610.

Spickler, A. R., Trampel, D.W., and Roth, J.A. (2008), “The onset of virus shedding and clinical signs in chickens infected with high pathogenicity and low pathogenicity avian influenza viruses,” *Avian Pathology* 37:555-577.

Trampel, D. W., Zack, J.T., Clouse, T.L., Bickett-Weddle, D., Brown, G.B., Rao, V., Hurd, H.S., Garris, G.I., and Roth, J.A. (2009), “A federal and state transport plan for movement of eggs and egg products from commercial egg production premises in a high-pathogenicity avian influenza control area,” *Journal of the American Veterinary Medical Association* 235:1412-1419.

Additional references can be found within the specific documents that support the plan. A list of the supplemental documents is listed in [Appendix A](#).

Appendix C

Development and Review Team

The *SES Plan* reflects the time and effort of many individuals, groups, and associations. The individuals listed here, in alphabetical order, were among those involved in the development and review of the *SES Plan* and their most recent affiliation.

- ◆ Nestor Adriatico, DVM, MPVM, Director of Poultry Health, Moark, LLC
- ◆ Heather Allen, PhD, MPA, LMI Support for USDA, APHIS, Veterinary Services, Preparedness and Incident Coordination
- ◆ Hershell R. Ball, PhD, Michael Foods, Inc.
- ◆ Danelle Bickett-Weddle, DVM, MPH, PhD, DACVPM, CFSPH, College of Veterinary Medicine, Iowa State University
- ◆ Kathe Bjork, DVM, PhD, USDA, APHIS, Veterinary Services, Centers for Epidemiology and Animal Health, Center for Animal Health Information and Analysis
- ◆ Gayle Brown, DVM, PhD, CFSPH, College of Veterinary Medicine, Iowa State University
- ◆ Minden Buswell, DVM, DACVPM, Center for Animal Health and Food Safety, University of Minnesota
- ◆ Tim Clouse, MA, USDA, APHIS, Veterinary Services, Centers for Epidemiology and Animal Health, Center for Animal Health Information and Analysis
- ◆ Richard L. Dutton, DVM, Michael Foods, Inc.
- ◆ Susan Gale, DVM, CAHFS, University of Minnesota
- ◆ Kevan Flaming, DVM, PhD, CFSPH, College of Veterinary Medicine, Iowa State University
- ◆ Mark Friedow, Sparboe Farms, Inc.
- ◆ Linda Glaser, DVM, DACVPM, Minnesota Board of Animal Health
- ◆ Tim Goldsmith, DVM, MPH, Dip. ACVPM, CAHFS, University of Minnesota

- ◆ Dave Halvorson, DVM, Charter Dip ACPV, CAHFS, University of Minnesota
- ◆ Morgan Hennessey, DVM, MPH, Dip. ACVPM, CAHFS, University of Minnesota
- ◆ Will Hueston, DVM, PhD, Dip ACVPM, CAHFS University of Minnesota
- ◆ Cal Jackson, Technical Service Supervisor, Creighton Brothers
- ◆ Dale C. Lauer, DVM, Poultry Program Director, Minnesota Board of Animal Health, Minnesota Poultry Testing Laboratory
- ◆ Brendan Lee, DVM, MSc, MPH, Dip ACVPM, CAHFS, University of Minnesota
- ◆ Lolita Luchsinger, Egg Supply Quality Assurance, Cargill Kitchen Solutions
- ◆ Tracey Lynn, DVM, MS, DACVPM, USDA, APHIS, Veterinary Services, Centers for Epidemiology and Animal Health, Center for Animal Health Information and Analysis
- ◆ Howard Magwire, United Egg Producers
- ◆ Sasidhar Malladi, PhD, CAHFS, University of Minnesota
- ◆ Todd McAloon, Global Poultry Food Safety and Quality, Cargill Animal Protein
- ◆ Kris McElroy, DVM, MPH, Dip. ACVPM, CAHFS, University of Minnesota
- ◆ Hugo Medina, DVM, MS, DACPV, Sparboe Farms, Inc.*
- ◆ Kiana Moore, MS, LMI Support for USDA, APHIS, Veterinary Services, Preparedness and Incident Coordination
- ◆ Mohamed Mousa, Herbrucks Poultry Ranch, Inc.
- ◆ Kevin Petersburg, DVM, USDA, APHIS, Veterinary Services, Area Veterinarian In Charge, Iowa

* *In memoriam.*

- ◆ James A. Roth, DVM, PhD, DACVM, CFSPH, Institute for International Cooperation in Animal Biologics, College of Veterinary Medicine, Iowa State University
- ◆ Aaron Scott, DVM, PhD, Dip. ACVPM (epi), USDA, APHIS, Veterinary Services, Centers for Epidemiology and Animal Health, National Surveillance Unit
- ◆ Sheryl Shaw, DVM, MPH, USDA, APHIS, Veterinary Services, Minnesota, Area Epidemiology Officer
- ◆ Girum Shiferaw, DVM, MSc, CAHFS, University of Minnesota
- ◆ Patricia Stonger, MA, Director of Technical Services and Regulatory Affairs, Daybreak Foods, Inc.
- ◆ R. Alex Thompson, DVM, PhD, USDA, APHIS, Veterinary Services, Centers for Epidemiology and Animal Health, National Surveillance Unit
- ◆ Darrell Trampel, DVM, PhD, DACVP, Department of Veterinary Diagnostic and Production Animal Medicine, Iowa State University
- ◆ Ty J. Vannieuwenhoven, DVM, MPH, ACVPM, USDA, APHIS, Veterinary Services, Area Emergency Coordinator, Minnesota and Wisconsin
- ◆ Shauna Voss, DVM, CAHFS, University of Minnesota
- ◆ Katherine Waters, DVM, MPH, ACVPM, CAHFS, University of Minnesota
- ◆ J. Todd Weaver, DVM, DACVPM, USDA, APHIS, Veterinary Services, Centers for Epidemiology and Animal Health, Center for Animal Health Information and Analysis, Risk Analysis Team
- ◆ Jonathan Zack, DVM, USDA, APHIS, Veterinary Services, Preparedness and Incident Coordination
- ◆ Rosalind Zils, Supply Chain Manager, Cargill Kitchen Solutions.

Appendix D

Glossary

Breeder farm	Farms with breeder flocks that produce hatching eggs. The hatching eggs from a breeder farm are transported to a hatchery.
Chick-handling materials	Handling materials used in the transport of layer day-old chicks such as chick boxes and dollies.
Continuous inspection	Continuous inspection requires that the FSIS inspector is on the premises of the egg products processing facility whenever egg breaking and certain other processing operations, including pasteurization, are occurring.
Control Area	A Control Area (an Infected Zone and Buffer Zone) has individual premises quarantine for Infected Premises, Suspect Premises, and Contact Premises and movement restrictions for At-Risk Premises and Monitored Premises.
Dry eggshells	Eggshells dried in specialized equipment such as a rotary or belt dryer to a moisture content of approximately 4 percent.
Layer day-old chicks	Layer day-old chicks are newly hatched chicks that are usually moved from the hatchery within a day after hatching.
Egg	The shell egg of the domesticated chicken.
Egg-handling materials	Handling materials used in the transport and storage of eggs such as plastic flats, pallets, buggies, setter trays, divider boards, etc.
Hatcher	An incubator used for incubating eggs from approximately 18 days until they hatch.
Hatchery	A commercial establishment that hatches chicks from hatching eggs. Commercial hatcheries receive hatching eggs from offsite breeder farms and produce chicks that, prior to feeding and watering, are shipped to pullet raising operations.
Inedible egg product	Dried, frozen, or liquid egg products that are unfit for human consumption.
In-line processing center	Egg processing facilities that source eggs directly through mechanical means from poultry flocks that are present on the premises
Layer hatching egg	An egg produced by breeding birds. Chicks hatched from hatching eggs may be used for commercial egg production or to supply multiplier breeding flocks.

Low risk	It is highly unlikely that moving eggs or egg industry products will cause infection in another poultry production premises. The determination of “low risk” suggests that although not a strict requirement, additional resources to further evaluate or mitigate this risk may be considered (depending on circumstances).
Monitored breeder flock	Flocks in the Control Area that meet the following criteria: have had two 5-bird pools or two 11-bird pools tested for HPAI by RRT-PCR and found negative; traceability information is available; flock production parameters are normal and the premises biosecurity measures are acceptable to State and Federal officials; and the epidemiological assessment is complete, and indicates no dangerous contact with Infected Premises.
Movement permit	A VS Form 1-27, a State-issued permit, or other specific or general permit—customized to the specific situation—generated by the Permit Section of the Incident Command Team and issued at the discretion of Incident Command to allow the movement of egg and egg industry items under official regulatory control from a premises or a geographic area described in a quarantine order to an approved premises.
National Poultry Improvement Plan	Cooperative State-Industry-Federal program that establishes guidelines for evaluation of poultry products and poultry production relative to disease and eligibility for interstate/international trade.
Negligible risk	The likelihood of the product movement causing infection in another poultry production premises is insignificant or not worth considering. The determination of “negligible risk” suggests that allocating additional resources to mitigate this risk may not be a cost-effective use of resources.
Nest run shell egg	Eggs that have been packed as they come from the production facilities without having been washed, sized, and/or candled for quality, with the exception that some checks, dirties or obvious under-grades may have been removed.
Nest run farms (off-line)	Farms producing nest run eggs as their final product and transporting them to processing.
Non-pasteurized liquid egg	Shell eggs that have been washed, sanitized, and broken and converted to liquid egg which has not been subjected to pasteurization.
Off-line processing centers	Egg processing facilities that do not have poultry on the premises.
Pasteurization	The process of subjecting each particle of egg product to heat in order to destroy harmful viable microorganisms, including highly pathogenic avian influenza virus.

Pasteurized liquid egg product	Any liquid egg product pasteurized according to Title 9 Code of Federal Regulations (CFR) Part 590 and bearing the USDA FSIS mark of inspection. These are products not containing ingredients added after pasteurization.
Pullet farm	Pullet farm is a commercial establishment dedicated for raising chicks from 1-2 days of age to about 16 to 18 weeks of age when they are moved onto layer facilities for egg production.
Setter	An incubator used for incubating chicken eggs for approximately 18 days. (As opposed to a hatcher used to incubate eggs after they have been in a setter).
Voluntary Preparedness Components	Voluntary Preparedness Components facilitate business continuity by enrolling premises in specific biosecurity practices and audits designed to expedite compliance for movement of eggs and egg industry products from participating premises within an avian influenza Control Area.
Washed and sanitized shell eggs	Eggs that have been washed and sanitized according to protocols equivalent to those that are specified in 7 CFR 56 and sanitized with a chlorine concentration of 100–200 ppm.
Wet eggshells	Eggshells that have undergone centrifugation or screening to remove adhering liquid inedible egg product, reducing the moisture level to about 16 percent. Wet eggshells have not undergone a thermal drying process.

Appendix E

Abbreviations

APHIS	Animal and Plant Health Inspection Service
BHI	brain-heart infusion
CAHFS	Center for Animal Health and Food Safety (University of Minnesota)
CEAH	Centers for Epidemiology and Animal Health
CFSPH	Center for Food Security and Public Health (Iowa State University)
C&D	cleaning and disinfection
EPA	Environmental Protection Agency
FAD	foreign animal disease
FDA	Food and Drug Administration
FSIS	Food Safety and Inspection Service
GPS	global positioning system
HPAI	highly pathogenic avian influenza
IC	Incident Command
ID	identification
INEP	inedible egg product
NAHLN	National Animal Health Laboratory Network
ppm	parts per million
RA	risk assessment
RRT-PCR	real-time reverse transcriptase polymerase chain reaction
SAHO	State Animal Health Official
SES	Secure Egg Supply
SOP	standard operating procedure
UEP	United Egg Producers
USDA	U.S. Department of Agriculture
VDL	veterinary diagnostic laboratory